

EPS 2024 Annual Report

April 2025

EDMONTON
POLICE
SERVICE

EPS 2024 Annual Report

EDMONTON POLICE SERVICE

[INTRODUCTION](#) [BUILDING SAFER COMMUNITIES](#) [GOALS](#) [FINANCIAL SUMMARY](#) [APPENDIX](#)

2024 ANNUAL REPORT

INTRODUCTION

Message From Leadership

BUILDING SAFER COMMUNITIES

About EPS / What We Do
By The Numbers

GOALS

Goal 1 - Balance Support and Enforcement
Goal 2 - Partner and Advocate
Goal 3 - Connect, Share and Evolve
Goal 4 - Innovate and Advance as One Team
Goal 5 - Support and Grow Diverse Talents

FINANCIAL SUMMARY

EPS Operating Budget
EPS Funding in City Budget
2023 Operating Expenditure Budget
Funding Formula update in 2023
Challenges in Capital Budget in 2023 and 2024

APPENDIX

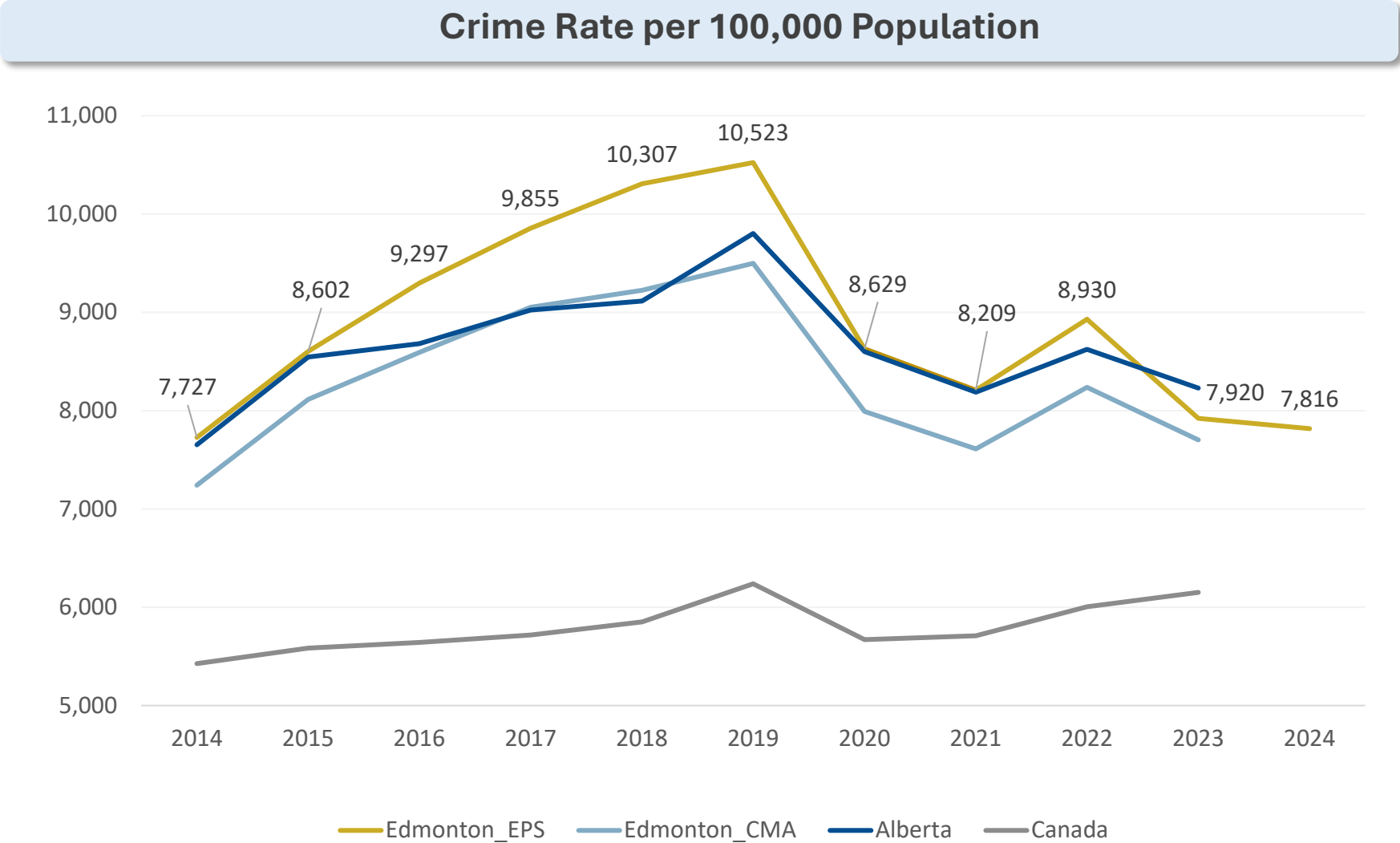
A Corporate Performance Framework
B Edmonton Police Service Governance Framework
C Overview & Description of Measures

ABOUT

ARCHIVE

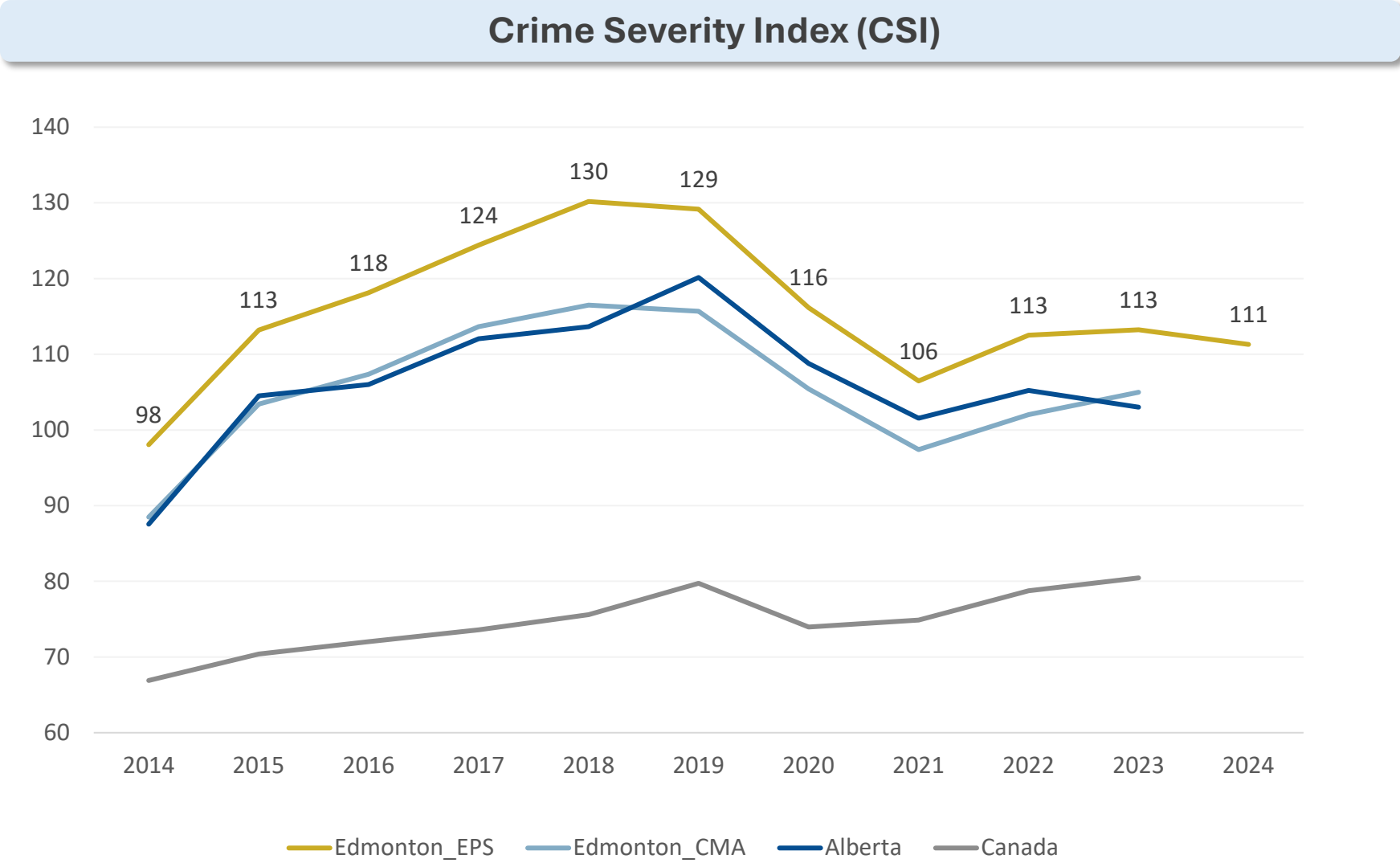
[BACK TO TOP](#)

The Overall Crime Rate Is Trending Down



Source: EPS and Statistics Canada

The Severity Of Crime Is Trending Down

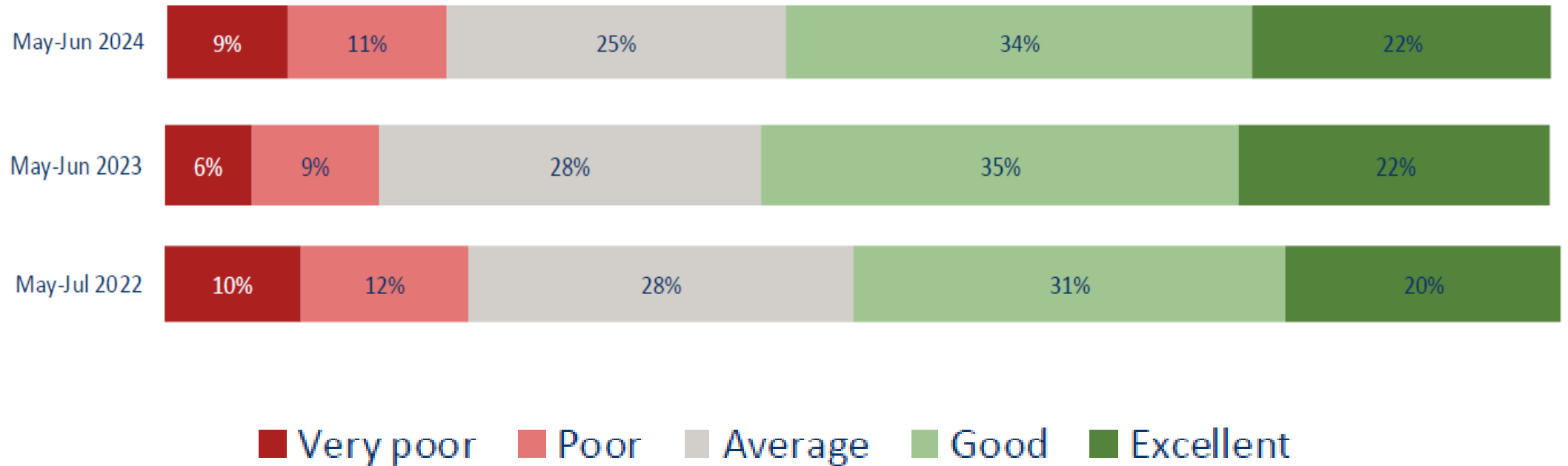


Source: EPS and Statistics Canada

Citizen Confidence In Police Remains High

CONFIDENCE IN POLICE

Citizens Perception on the Overall Job of Police in Their Community



EPS Strategic Goals (2023 to 2026)



BALANCE SUPPORT AND ENFORCEMENT

Understand individual circumstances and ensure people are appropriately transitioned to systems that provide support and/or enforcement to increase community safety.



PARTNER AND ADVOCATE

Use EPS knowledge and experience to facilitate effective strategic partnerships that together drive community safety.



CONNECT, SHARE, AND EVOLVE

As Edmonton and the world are changing, EPS is listening, learning, and evolving with our community. EPS will share more about policing and our people to further humanize the individuals within our membership.



INNOVATE AND ADVANCE AS ONE TEAM

As one team, make decisions with EPS overall in mind, and encourage a culture of innovation and advancement.



SUPPORT AND GROW DIVERSE TALENTS

Support the well-being of individuals that make up EPS and foster an inclusive workforce and environment that leverages diversity and grows talent to create a resilient organization.

Goal 1: Balance Support & Enforcement

INDICATORS

What EPS is Tracking	2022	2023	2024	Vs PY
Violent Crime Rate	1,414	1,449	1,482	↑
Non-Violent Crime Rate	7,564	6,562	6,395	↓
Property Crime Rate	5,056	4,514	4,221	↓
Violent Crime Severity Index	130.68	135.07	128.34	↓
Non-Violent Crime Severity Index	106.11	105.47	103.35	↓
Violent Crime Weighted Clearance Rate	53.50%	52.70%	51.40%	↓
Non-Violent Crime Weighted Clearance Rate	28.80%	26.30%	27.60%	↑
Traffic Fatalities	14	27	26	↓
Traffic Fatality Rate per 100,000 Population	1.3	2.4	2.2	
Breaches – Violations	22,279	19,612	19,449	↓
Social Disorder Occurrences	32,368	32,717	31,293	↓
Domestic Violence Occurrences	9,649	9,470	9,198	↓

Highlights

- **Guns & Gangs Strategy**
- **Encampment Response**
- **Enhanced Addictions and Mental Health Service Delivery**
- **Targeted Response to Auto Theft Prevention**
- **Tactics Training and Use of Force Events**

Goal 1: Balance Support & Enforcement (cont'd)

MEASURES

What EPS is Tracking	2022	2023	2024	Vs PY
Violent Crime Clearance Rate	49.85%	49.47%	50.12%	↑
Non-Violent Crime Clearance Rate	40.15%	39.53%	41.47%	↑
Referrals – Crime & Trauma-Informed Support Services	1,445	2,099	2,367	↑
Youth Diverted	302	322	295	↓
HELP branch interactions with community members	1,702	4,984	6,789	↑
Dispatched Calls for Service - Public Generated	159,147	165,024	167,254	↑
Dispatched Calls for Service - Officer Generated	18,194	21,020	28,192	↑
Total Dispatched Calls for Service	177,341	186,044	195,446	
Referrals – Police and Crisis Team (PACT)	6,692	5,916	5,556	↓
Proactive Police Time	18.8%	19.6%	21.1%	↑
Percentage of Public Interactions where Force was Used	0.44%	0.53%	0.57%	↑
Traffic Warnings and Tickets Issued	70,793	64,433	74,178	↑

Goal 2: Partner and Advocate

MEASURES

What EPS is Tracking	2022	2023	2024	Vs PY
Research Partnerships & Agreements	8	3	13	↑
Social workers contributed by partners to assist frontline members (monthly average)	4	10	15	↑

Highlights

- **Zebra Centre**
- **Safety in Schools Conference**
- **Oskayak Police Academy**
- **Project Match**
- **Elders Council**
- **Report Hate Campaign**

Goal 3: Connect, Share and Evolve

INDICATORS

What EPS is Tracking	2022	2023	2024	Vs PY
# of Public Complaints	1,184	1,132	1,072	↓
Public Complaints Substantiated	104	105	95	↓
Rate of Complaints per 10,000 Dispatched Calls	67	61	55	↓
Online Reports Received	14,758	18,591	18,206	↓
Total Visits to EPS Website	12,844,045	6,502,962	5,559,028	↓
Total Visits to EPS Community Safety Data Portal	-	-	61,965	

Highlights

- **911 Campaign**
- **Honoring fallen officers**
- **Relaunch of Cadet Program**
- **InterpretManager App**
- **Chief's Pride Breakfast**
- **Black History Month**
- **Tamil Community**

MEASURES

Language Support Services Provided	472	474	1,064	↑
Events with Marginalized Communities	-	-	20	
Total Social Media Engagement	5,362,700	5,849,873	6,252,214	↑
Social Media Engagement Rate		9.90%	9.90%	↔
# of Media Releases	339	400	397	↓

Goal 4: Innovate and Advance

MEASURES

What EPS is Tracking	2022	2023	2024	Vs PY
New technological solutions piloted or deployed	5	12	26	↑
Innovative ideas submitted by employees	4	5	30	↑
Innovative challenges run	1	-	1	↔

Highlights

- **Body Worn Video**
- **Medical monitoring technology**
- **Frontline Advisory Committees**
- **Whistleblower Complaint Line**
- **Innovation Platform Pilot**
- **Autism Employment Program**

Goal 5: Grow Diverse Talents

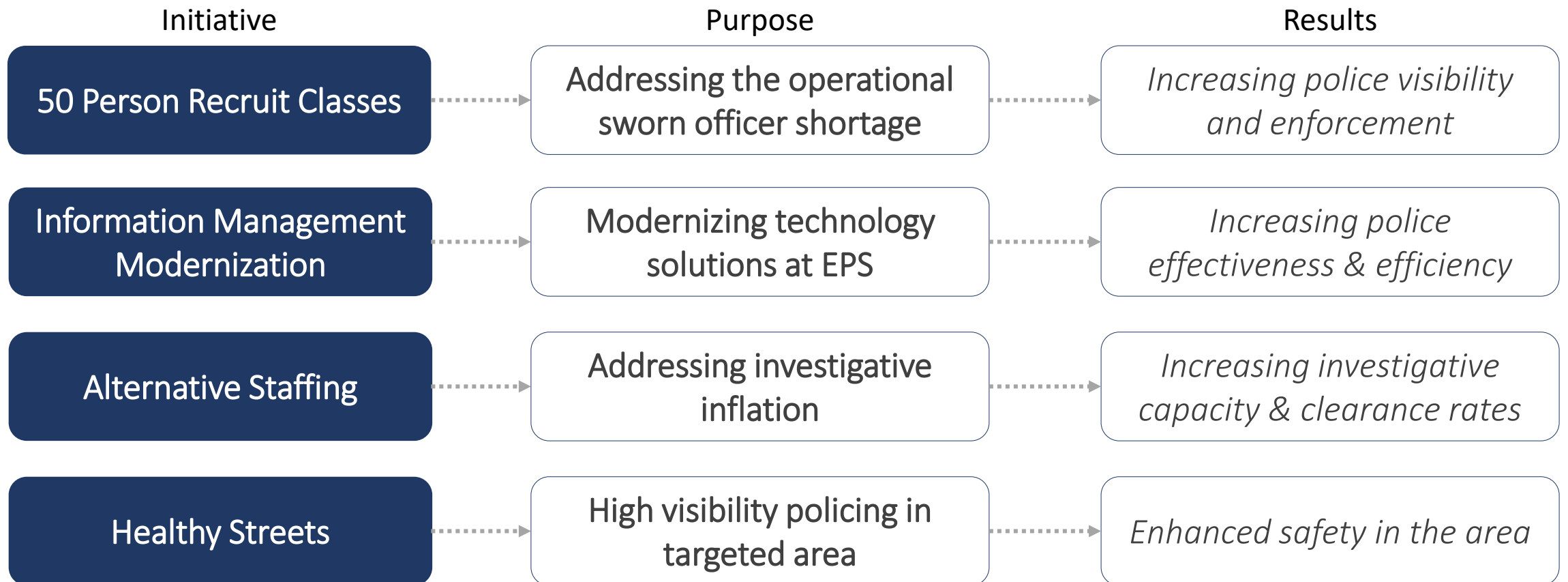
MEASURES

What EPS is Tracking	2022	2023	2024	Vs PY
Applicants for recruit and EOP classes	417	642	719	↑
Percentage of Women Employees	36.58%	37.21%	38.20%	↑
Proportion of Sworn to Civilian Employees	69:31	68:32	65:35	↔
Employee Attrition - Sworn	4.80%	4.05%	3.68%	↓
Employee Attrition - Civilian	11.70%	9.80%	10%	↑
# of New Police Officers (Recruit Hired & EOPs Hired)	105	134	154	↑

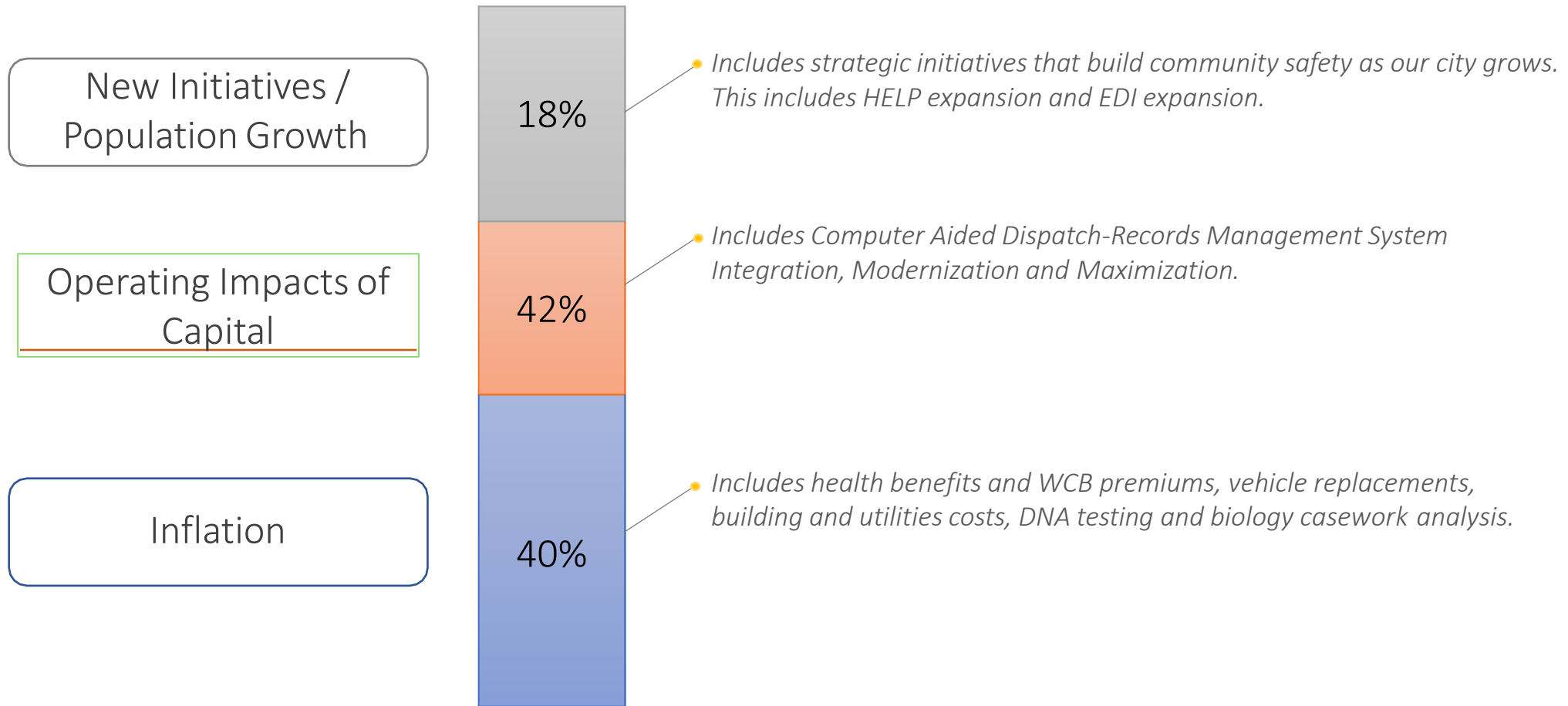
Highlights

- **New Hires (Recruits, Experienced Officers and Canine)**
- **Youth Recruit Academy Anniversary**
- **Friends of Diversity Award 2024**
- **AACP Awards 2024**

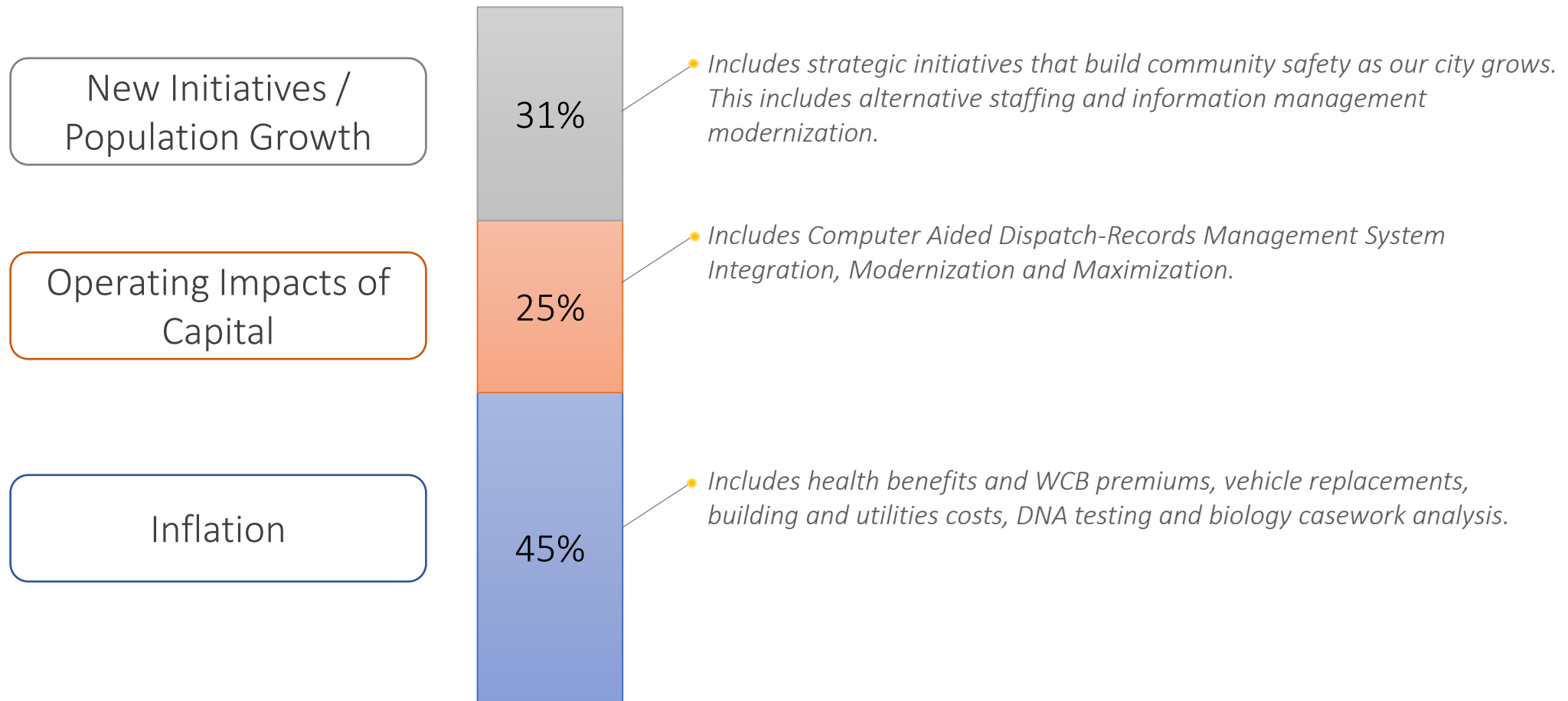
Funding Certainty Leads to Results



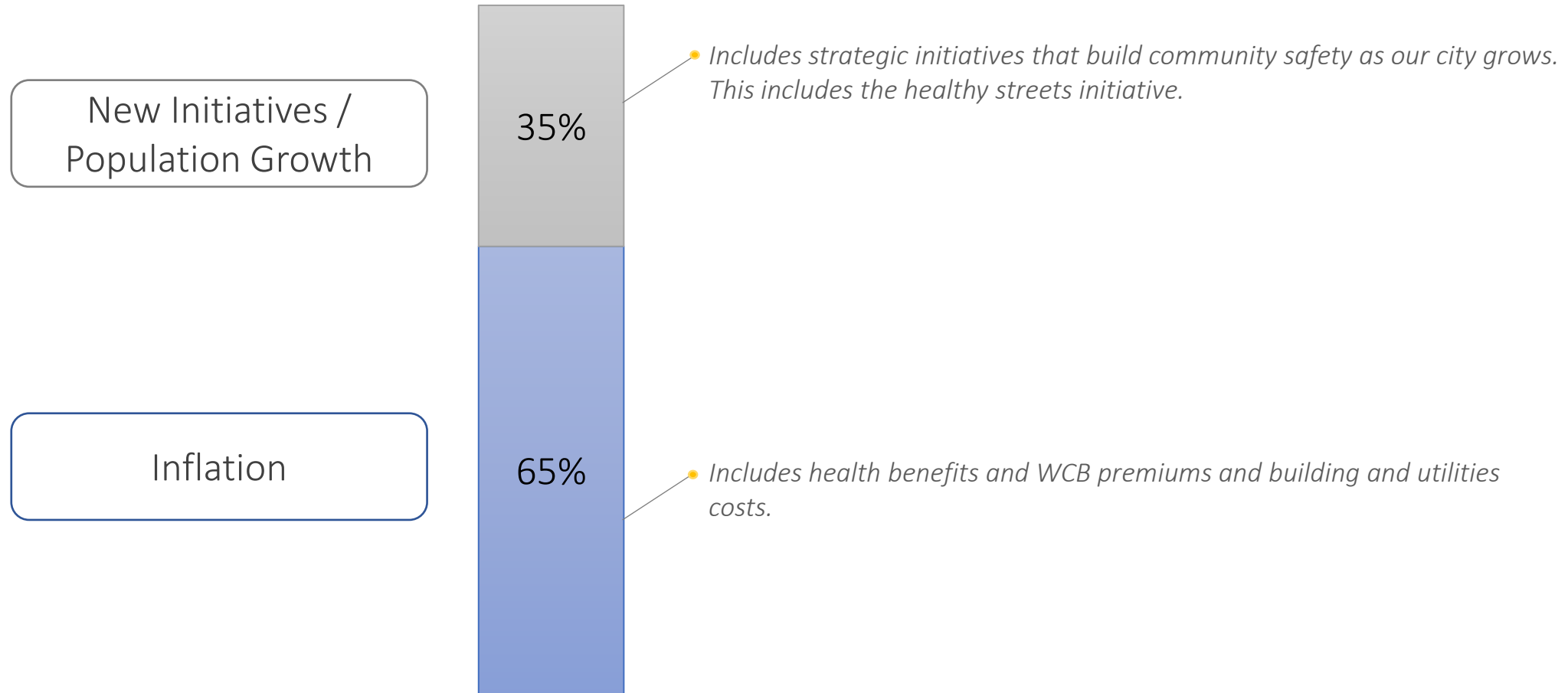
EPS Funding Formula 2023 Allocations



EPS Funding Formula 2024 Allocations



EPS Funding Formula 2025 Allocations



Moving Forward

- Address violent crime
 - City-wide implementation of the Crime Reduction Plan
 - Domestic violence Strategy
 - Increase police visibility
- Address organized crime
- Focus on our young people programs
- Increased and consistent community engagement
- Address position management and employee wellness

THANK YOU

EDMONTON
POLICE
SERVICE