

CONTROL TACTICS STATISTICS 2024

Presented for Information to the
Edmonton Police Commission

**Inspector Brian SINCLAIR &
Staff Sergeant Joe TASSONE**

Training Section
Edmonton Police Service



Agenda

1. Report Process

2. Control Tactics Statistics

3. Category I & II Occurrences

4. Subject and Officer Injuries

5. Overall Assessment & Strategies



Glossary

Category I control tactic: force options have been displayed but not used.

Category II control tactic: force options have been displayed and used.

Occurrence: an incident or a series of connected incidents reported to police that results in the creation of a police report. It can be criminal or non-criminal.

EPS Goals

- 1) Protect Public Trust
- 2) Support Continuous Improvement
- 3) Ensure Accountability for every action taken

ACKNOWLEDGEMENT

All incidents involving force options are reported in compliance with Use of Force Guidelines outlined in section OP 9.3 of the Alberta Policing Standards.



EPS Occurrences 2024

Report Highlights:

Police are responding to more occurrences.


Police are encountering more violence overall.

Police officers are facing more dangerous circumstances.

But:

Despite the 2024 increase in occurrences responded to by EPS a Control Tactics Report has only been generated 1.32% of the time.

Instances of subject or officer injury are decreasing over time.



LEGEND



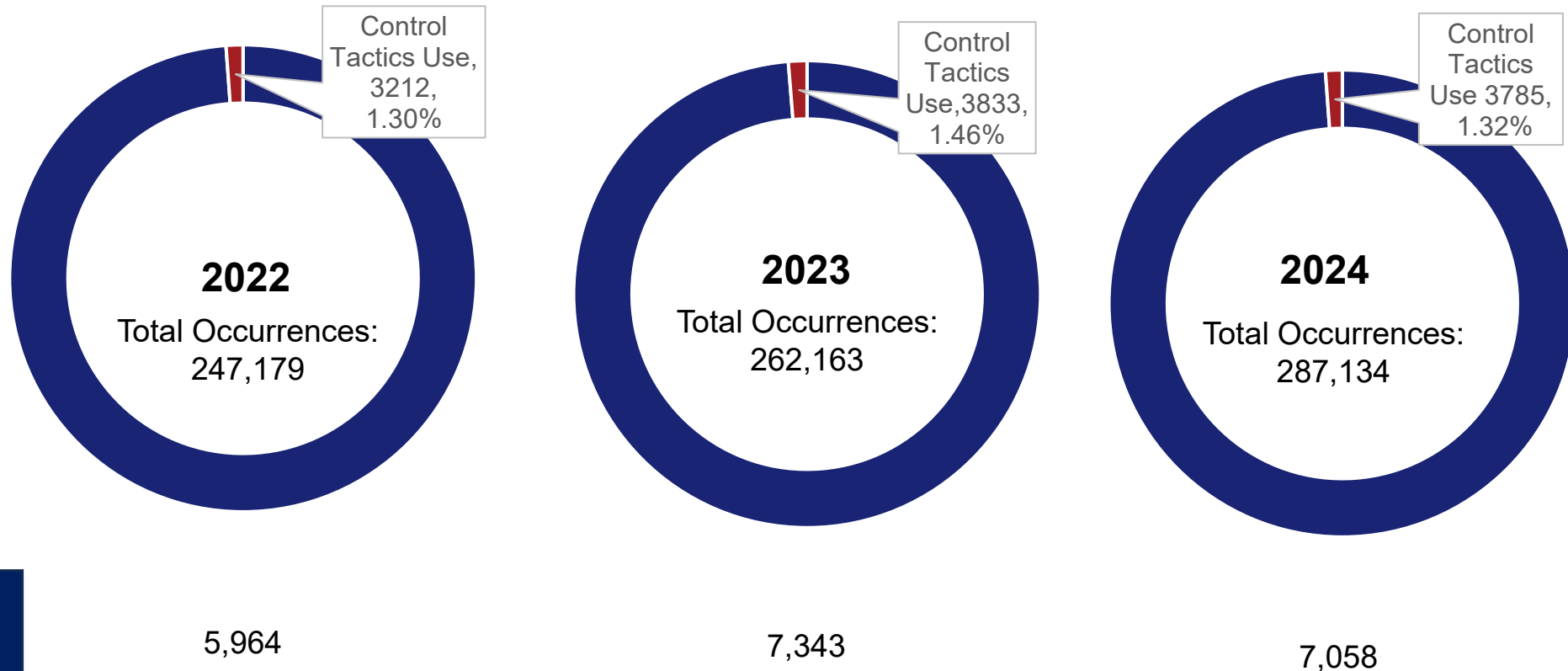
Total Occurrences



Occurrences with Control Tactics Report(s) completed

Control Tactics STATISTICS


The number of occurrences EPS responds to continues to grow. There were 287,134 in 2024. As per policy, every officer who uses any control tactic is required to submit a Control Tactics Report.



Control
Tactics
Reports

CATEGORY I & II CONTROL TACTICS REPORTS

Category I and II reports are increasing, but correlate to the increase in occurrences EPS responds to.



Injuries Related to Control Tactics

Subject Injuries: 85% of all incidents where control tactics were used resulted in NO injury to the subject involved.

Officer Injuries: 97% of all incidents where control tactics were used resulted in NO officer injury.

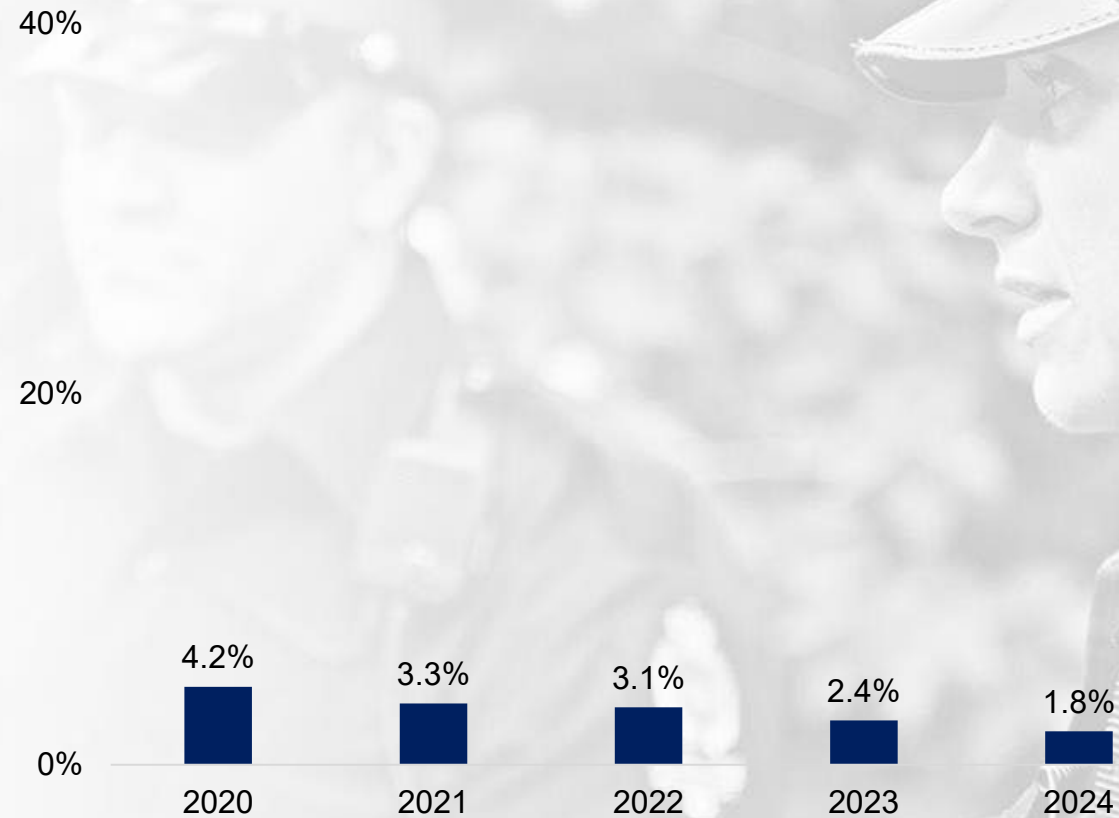


The subject was **NOT** injured in **85%** of incidents where control tactics were used.

The percent of subjects who required hospitalization following a control tactic incident is decreasing.

Types of injuries included:

- Injury, outpatient treatment
- Major injury, hospitalization
- Fatalities

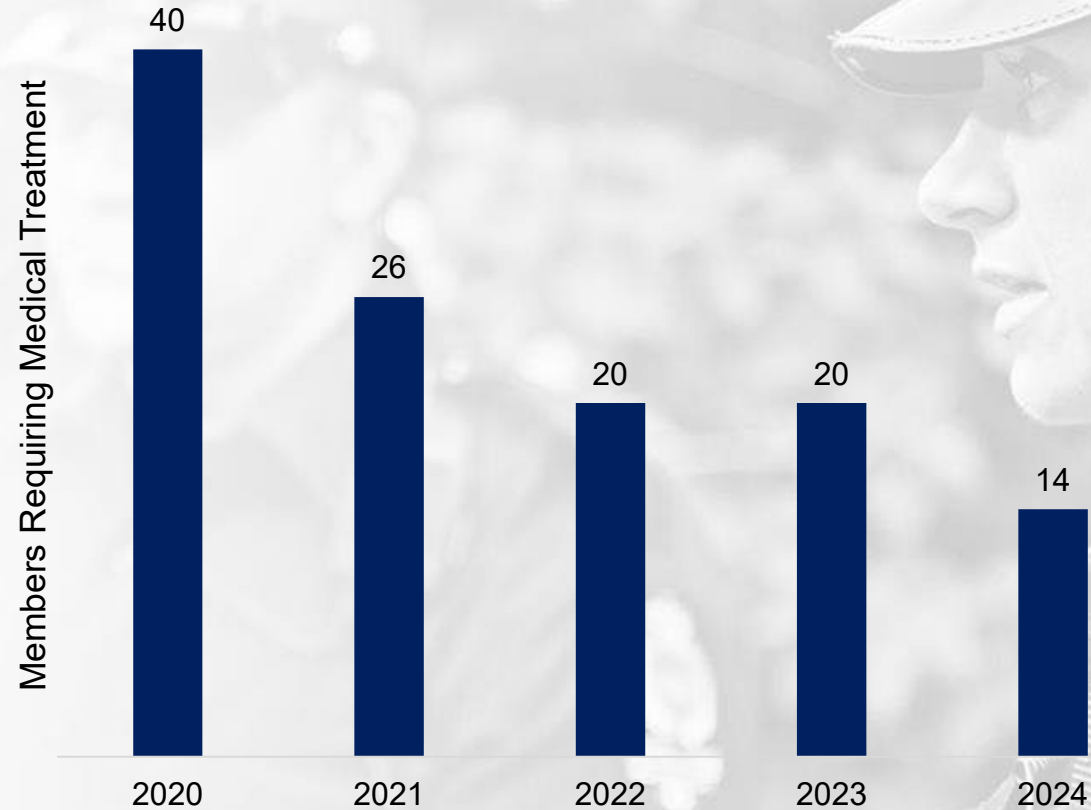


Members were NOT injured in 97% of incidents where control tactics were used.

The percent of subjects who required hospitalization following a control tactic incident is decreasing.

Types of injuries included:

- Injury, outpatient treatment
- Major injury, hospitalization



Getting it right

Training Strategies: We continue to work closely with community partners by hosting use-of-force symposiums that promote education, collaboration, and constructive feedback.

Training & Development: We are actively exploring equipment enhancements aimed at improving incident de-escalation, with a strong focus on public safety.

Decentralized Training: Our layered training approach enables more officers to receive instruction in real time, moving away from fixed or periodic training blocks.



Getting it right

Identifying Trends: The EPS Training Section collaborates with units such as PSB, ASIRT, Early Intervention, Corporate Communications, and the Re-Integration Unit to monitor and analyze emerging trends. These insights are used to adjust and enhance training content as needed.

Critical Decision-Making Model: Recently adopted by EPS, this model supports officers in evaluating situations, making sound and safe decisions, and reflecting on their actions through structured documentation and learning.



QUESTIONS?

Training Section
Edmonton Police Service

