

Report

Citizen Perception Survey



DATE June 2022



Table of Contents

— BACKGROUND	Page 04
— METHODOLOGY	Page 05
— KEY FINDINGS	Page 06
— DETAILED RESULTS	Page 12
1. Perceptions of Safety	
2. Feelings of Safety	
3. EPS Performance	
4. EPS Budget	
— RESPONDENT PROFILE	Page 38
— APPENDIX -	Page 48
Open Link Data	
— APPENDIX -	Page 71
EPS Performance	

Background and Methodology

Background

The Edmonton Police Commission (EPC) is an important connection between the public and the Edmonton Police Service. In a time where public safety, policing, and community expectations are of critical importance, the EPC is dedicated to hearing from Edmontonians on how best to make Edmonton a safe city for everyone.

One of the roles of the EPC is to allocate funds approved by City Council. In April 2022, the EPC commissioned Leger to conduct a survey to gather Edmontonians' opinions on the Edmonton Police Service Budget.

This report outlines the results from the survey.

Methodology

TARGET RESPONDENTS

Residents of Edmonton Proper (within the City limits), ages 18 or older.

DATA COLLECTION AND SAMPLING

- 1,000 online surveys were conducted via Leger’s online panel, LEO, between the dates of April 4th and April 20th, 2022.
 - Referred to as Panel throughout the report.
 - Data is weighted. Statistics Canada estimates were used to generate a demographically representative sample. Final data were weighted to ensure the overall sample’s age/gender comparison reflects that of the actual Edmonton population aged 18 or older according to the 2016 Census data.
- 1,230 online surveys were completed via an open link, between the dates of April 4th and April 24th, 2022.
 - Referred to as Open Link throughout the report.
 - Data is not weighted.
 - The Edmonton Police Service promoted the survey. The survey was promoted through EPS’s contacts in business communities and partners, to ensure broad participation amongst traditionally marginalized groups such as women, people with disabilities, 2SLGBTQ+, Indigenous and other racialized groups.
- The survey was available in English and French.

STATISTICAL RELIABILITY

- As a non-random internet survey, a margin of error is not reported (margin of error accounts for sampling error).

KEY FINDINGS

Perceptions of EPS & Feelings of Safety



The largest proportion of respondents (57%) have a **good opinion** of the Edmonton Police Service. Those who have a good opinion do so because they think the Edmonton Police Service does a great job, and that they are professional / dedicated / hardworking.

19% of respondents have a **bad opinion** of the Edmonton Police Service. Those who have a bad opinion do so because they think they are failing to uphold the law and that there is poor leadership .



Safety

44% of respondents feel that community safety in *Edmonton as a whole* has **decreased** over the past 2 years.

52% of respondents feel that community safety in their *neighbourhood* has **remained the same** over the past 2 years.


71% of Open Link Community Representatives feel that community safety in the *community they represent or serve* has **decreased** over the past 2 years.

EPS Performance

Respondents are **satisfied** (50%) with the quality of service delivered by the Edmonton Police Service.

EPS is Good at...

-  Enforcing the law
-  Providing police presence in vehicles
-  Having a workforce that reflects the diversity of the community the Edmonton Police Service serves
-  Responding to emergency calls
-  Providing police presence at community events



The largest proportion of respondents think that **hiring more officers / more diversity in hiring** would most improve the quality of service delivered by the Edmonton Police Service.



EPS Budget Current Funding

34%

The largest proportion of respondents think that currently Edmonton Police Service is **underfunded**. Those who feel the Edmonton Police Service is underfunded do so because more funding for police is needed / city is growing and there were unsustainable budget cuts / \$11 million cut from police budget this year.

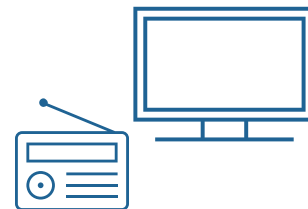
23% of respondents currently think the Edmonton Police Service receives the **right level of funding**. Those who feel the Edmonton Police Service has the right level of funding do so because they are satisfied with the current funding levels / levels of service.

23%

20%

20% of respondents currently think the Edmonton Police Service is **overfunded**. Those who feel the Edmonton Police Service is overfunded do so because of wasted resources / wasted funding .

The largest proportion of respondents get their information about the level of funding EPS receives via the **Media / News Outlets**.



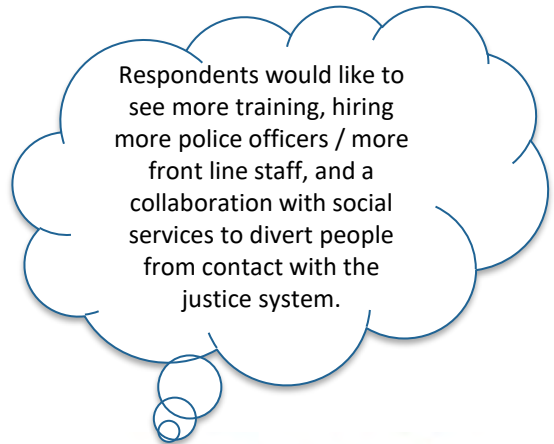
EPS Budget Funding Allocation

Top Four Areas of Fund Allocation

- ✓ Responding to emergency calls
- ✓ General patrol duties
- ✓ Criminal investigations
- ✓ Crime Prevention



For changes that require additional funding, 58% of respondents suggest **increase funding overall**.



EPS Budget Future Budget Considerations

41%

The largest proportion of respondents think that the budget from the Edmonton Police Service for 2022-2023 should be **increased** when compared to 2021-2022 .

39% of respondents think that the amount of services provided by the Edmonton Police Service for 2022-2023 should be **increased** compared to 2021-2022

39%

36%

Over a third of respondents think that EPS should **shift** some responsibility from police to community services for social issues.

Half of respondents think that the City of Edmonton should **increase** investment in programs and services addressing social issues .

49%



DETAILED RESULTS

01

Perceptions of EPS

Opinion of EPS and awareness of provincial legislation.

02

Feelings of Safety

Understand the feelings of safety in Edmonton and in local neighbourhoods.

03

EPS Performance

Assessing how Edmontonians view EPS performance.

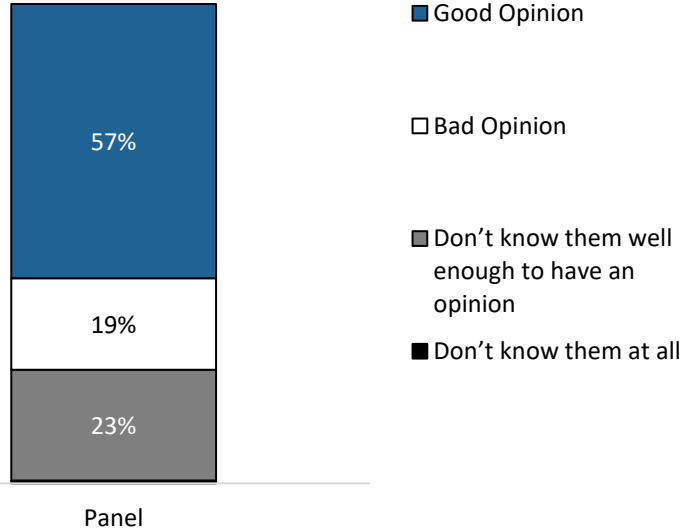
04

EPS Budget

Determining how Edmontonians would like the EPS budget to be prioritized.

Opinion of Edmonton Police Service

The largest proportion of respondents have a good opinion of the Edmonton Police Service (57%).



Note: Prefer not to answer responses are not shown. Responses 1% or less are not labeled.

Base: Panel (n=1,000)

Q1. Generally speaking, what is your opinion of the Edmonton Police Service (EPS)? Do you have a good opinion, bad opinion, don't know them well enough to have an opinion, or don't know them at all?

Reasons for a Good Opinion of the Edmonton Police Service

The largest proportion of those who have a **good** opinion of the Edmonton Police Service do so because they think they are doing a great job (28%).



They do maintain a presence on the ground in our neighborhood, and while we'd like to see more enforcement, they seem responsive.

I believe the service members are very community oriented, care about the city and residents, and provide excellent service.

The police do their best despite the criticism. They are asked to do task that no one else is willing to do and offer a high level of professionalism.

I think it is a very difficult job. I believe most officers truly have the best intentions to protect and serve our community.



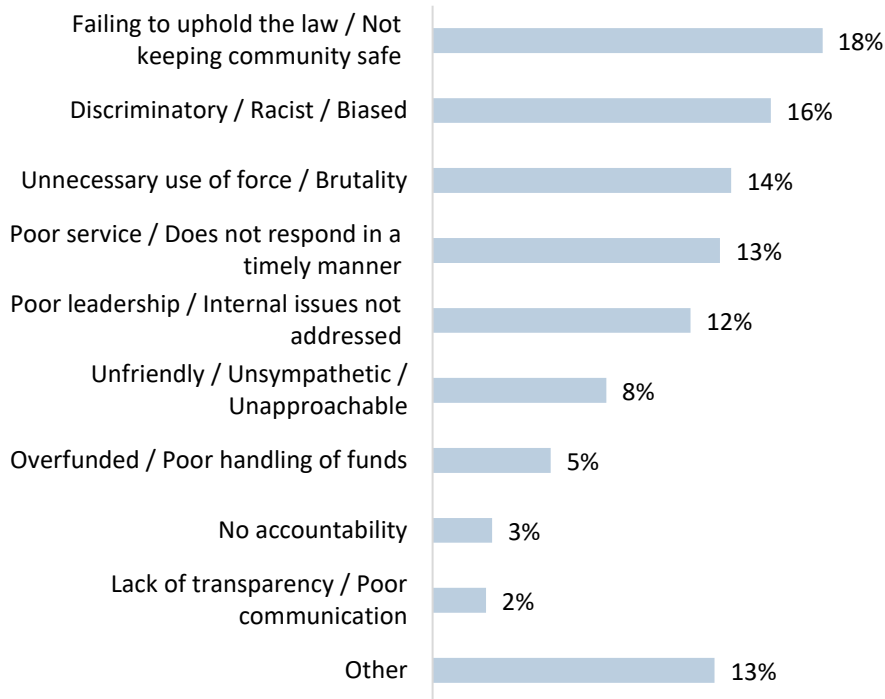
Note: Coded verbatim comments. Total results 5% or less are not shown. Prefer not to answer responses are not shown.

Base: Panel (n=603) who have a *Good Opinion* of EPS

Q2. Why do you have a *Good Opinion* of EPS?

Reasons for a Bad Opinion of the Edmonton Police Service

The largest proportion of those who have a **bad** opinion of the Edmonton Police Service do so because they think they are failing to uphold the law (18%).



When you need them, they aren't available.

They're a huge suck on Edmonton's financial resources and accomplish little in terms of keeping us safe.

Controversies in the news, unfriendly nature of many police officers.

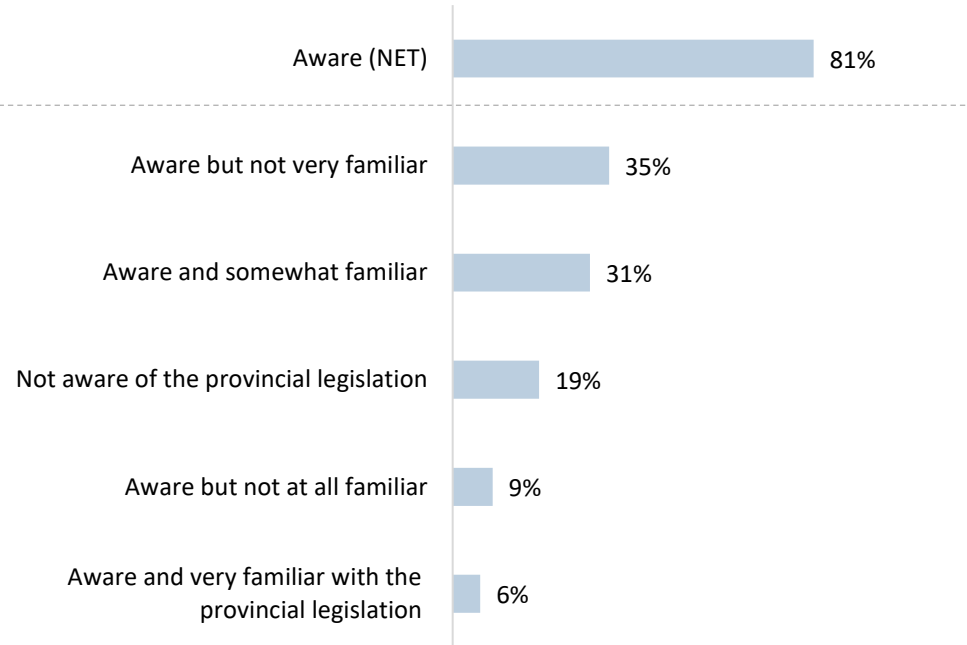
They were soft on the freedom protesters, hard on anti protesters, overzealous on harassing people of Colour, indifferent to getting help to deal with addiction and mental illness and generally an aloofness of not being part of any Edmonton community. Get them out of their cars and into the community.



Note: Coded verbatim comments. Total results 6% or less are not shown.
 Base: Panel (n=173) who have a *Bad Opinion* of EPS
 Q2. Why do you have a *Bad Opinion* of EPS?

Aware of the Edmonton Police Services' Roles and Responsibilities Required by Provincial Legislation

The largest proportion of respondents are aware of the Edmonton Police Services' roles and responsibilities required by provincial legislation to ensure adequate and effective police services (81%).



Note: I prefer not to answer responses are not shown.

Base: Panel (n=1,000)

Q3. Are you aware of the Edmonton Police Services' roles and responsibilities required by provincial legislation to ensure adequate and effective police services?

01

Perceptions of EPS

Opinion of EPS and awareness of provincial legislation.

02

Feelings of Safety

Understand the feelings of safety in Edmonton and in local neighbourhoods.

03

EPS Performance

Assessing how Edmontonians view EPS performance.

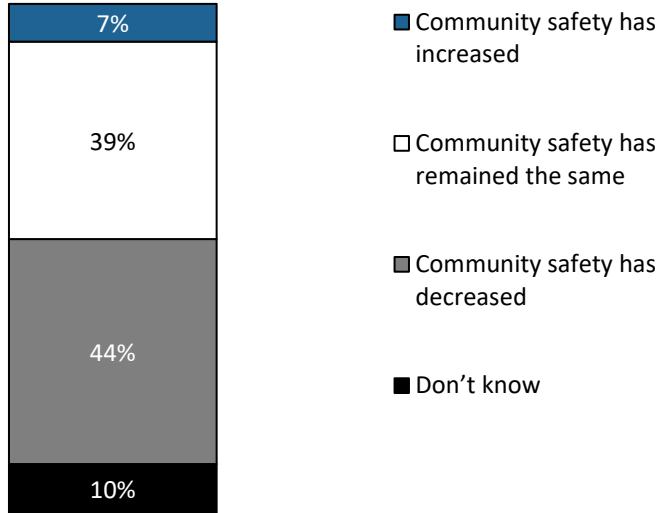
04

EPS Budget

Determining how Edmontonians would like the EPS budget to be prioritized.

Change in Community Safety in Edmonton in the Past 2 Years

The largest proportion of respondents feel that community safety in Edmonton as a whole has decreased over the past 2 years (44%).



- Community safety has increased
- Community safety has remained the same
- Community safety has decreased
- Don't know

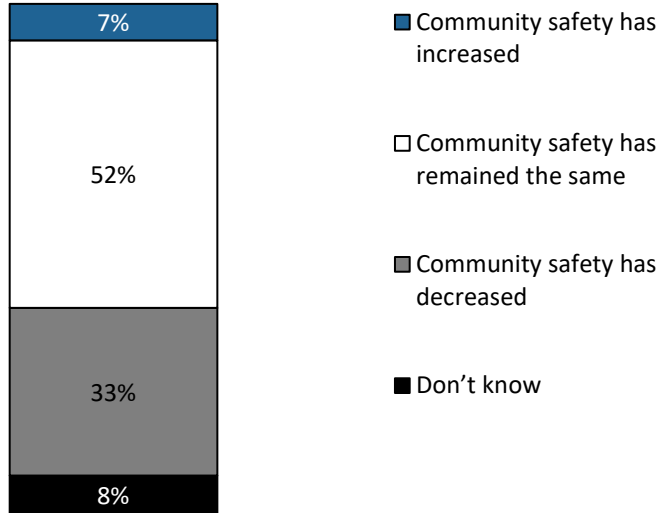
Note: I prefer not to answer responses are not shown.

Base: Panel (n=1,000)

Q4. Overall, do you feel that community safety in Edmonton as a whole has increased, decreased, or remained the same over the past 2 years?

Change in Neighbourhood Safety in Edmonton in the Past 2 Years

The largest proportion of respondents (52%) feel that community safety in their neighbourhood has remained the same over the past 2 years.



Note: I prefer not to answer responses are not shown.

Base: Panel (n=1,000)

Q5. Do you feel that community safety in your neighbourhood has increased, decreased, or remained the same over the past 2 years?

01

Perceptions of EPS

Opinion of EPS and awareness of provincial legislation.

02

Feelings of Safety

Understand the feelings of safety in Edmonton and in local neighbourhoods.

03

EPS Performance

Assessing how Edmontonians view EPS performance.

04

EPS Budget

Determining how Edmontonians would like the EPS budget to be prioritized.

Performance of the Edmonton Police Service

The Edmonton Police Service is rated good at enforcing the law, providing police presence in police vehicles, having a workforce that reflects the diversity of the community the Edmonton Police Service serves, responding to emergency calls, and providing police presence at community events.

% Good (Good/Very Good)	Panel
Providing police presence in police vehicles	46%
Enforcing the law	45%
Responding to emergency calls	40%
Providing police presence at community events	40%
Having a workforce that reflects the diversity of the community the EPS serves	39%
Improving road safety	32%
Providing police presence on foot or bicycle	32%
Preventing crime	30%
Working with neighbourhood residents, businesses and community groups to improve community safety and well-being	29%
Assisting victims of crime	27%
Providing services to vulnerable communities	25%
Using financial and human resources efficiently	24%
Reducing gun violence	23%
Reducing gang related violence	22%
Reducing gender based violence	21%
Providing access to resources for those with mental health concerns	20%

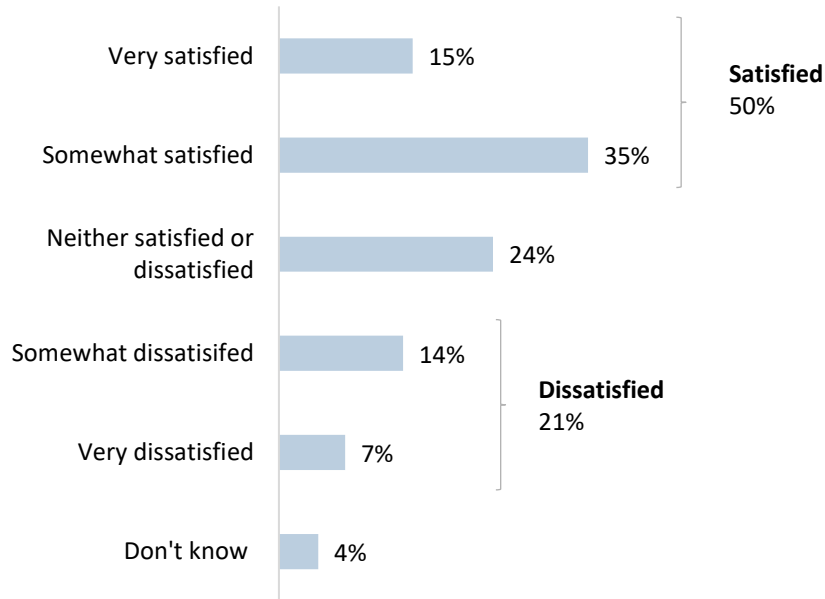
Note: Detailed breakdown can be found in the EPS Performance appendix

Base: Panel (n=1,000)

Q6. How would you rate the performance of the Edmonton Police Service on the following?

Satisfaction with Quality of Service Delivered by the Edmonton Police Service

Overall, respondents are satisfied with the quality of service delivered by the Edmonton Police Service (50%).



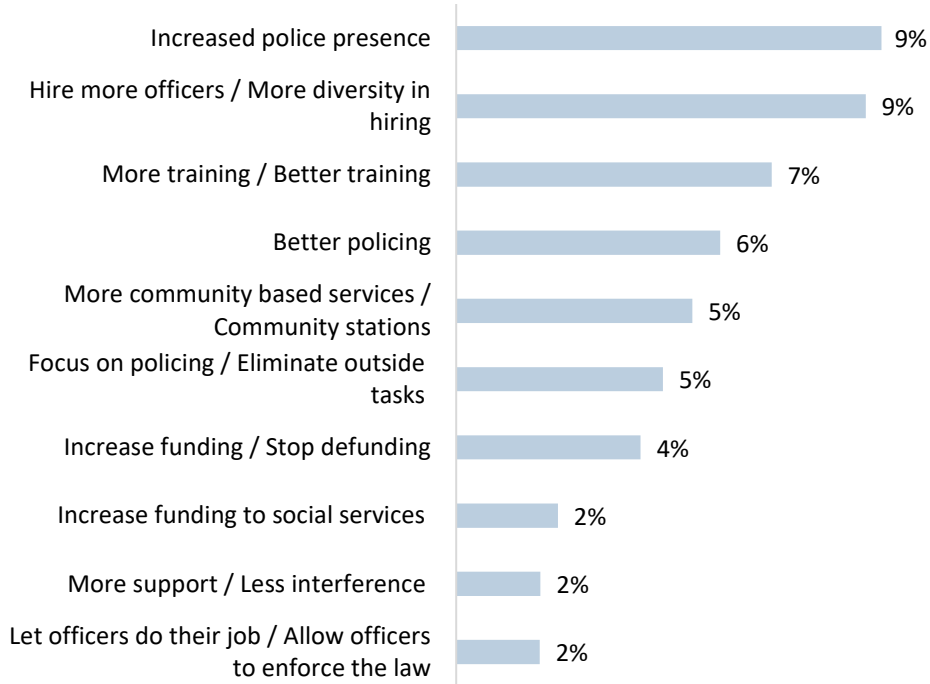
Note: I prefer not to answer responses are not shown.

Base: Panel (n=1,000)

Q7. Overall, how satisfied are you with the quality of service delivered by the EPS?

Changes that Would Most Improve the Quality of Service Delivered by the EPS

The largest proportion of respondents think that increased police presence and hiring more officers / more diversity in hiring would most improve the quality of service delivered by the EPS (9%).



Having more police on our streets, in our community. Police walking the streets and in our schools.

Focus more on front line patrol. Hold community partners responsible for fulfilling their mandates.

The EPS needs more resources to achieve their goals; they need more funding tools and personnel.

Focusing on crime and leaving social issues to outside agencies. Police should be the law enforcement not social workers. Educate police on how to hand off to social agencies not how to become a social agency.



Note: Coded verbatim comments. Total results 5% or less are not shown. I prefer not to answer responses are not shown.
 Base: Panel (n=1,000)
 Q8. In your opinion, what changes would most improve the quality of the service delivered by the Edmonton Police Service?

01

Perceptions of EPS

Opinion of EPS and awareness of provincial legislation.

02

Feelings of Safety

Understand the feelings of safety in Edmonton and in local neighbourhoods.

03

EPS Performance

Assessing how Edmontonians view EPS performance.

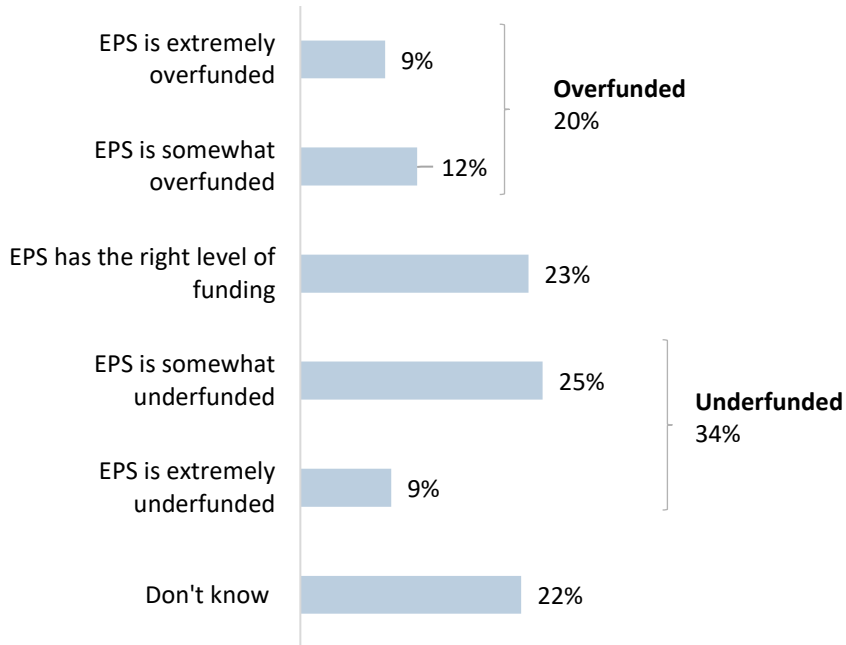
04

EPS Budget

Determining how Edmontonians would like the EPS budget to be prioritized.

Current Opinion on Level of Funding EPS Receives

The largest proportion of respondents that currently think EPS is underfunded (34%)



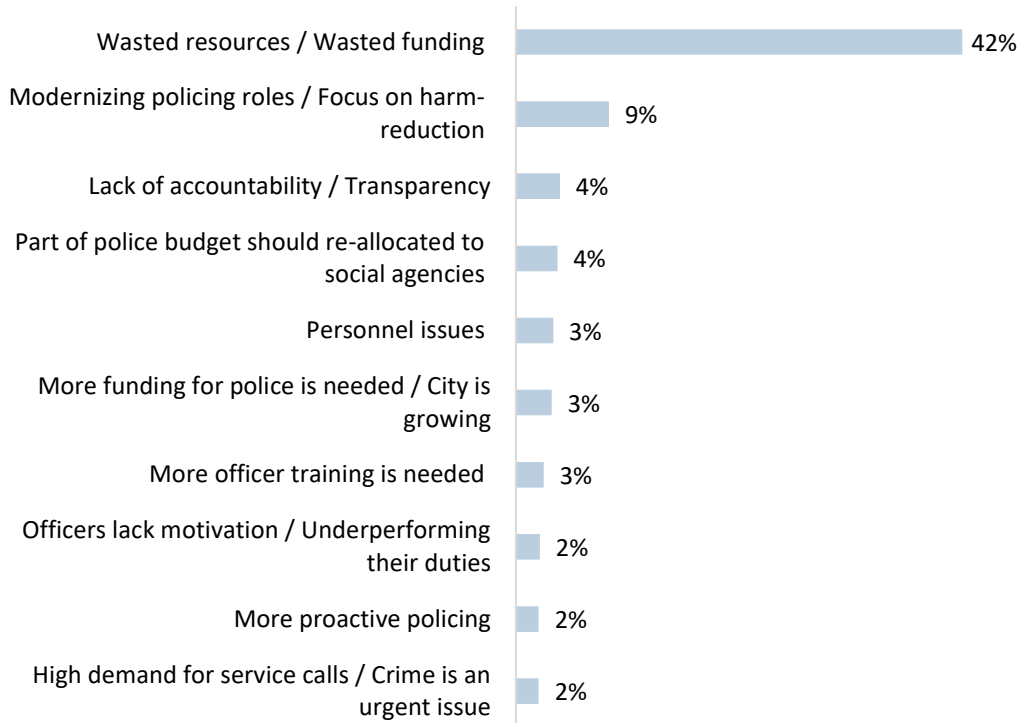
Note: I prefer not to answer responses are not shown.

Base: Panel (n=1,000)

Q9. Based on what you've seen, read, or heard, or your own personal experiences, what is your current opinion of the level of funding the Edmonton Police Service receives?

Reasons for Why Edmontonian Believe EPS is Overfunded

The largest proportion of respondents that currently feel EPS is overfunded do so because of wasted resources / wasted funding (42%).



Poor management of resources and annual promotions every year requiring an increase in the budget. Paying for outside training when you in house members able to do the training.

If EPS can afford multiple tactical fleets, secret planes and quasi military gear, they are extremely overfunded. Funding should instead go to mental health and community programming.

Poor use of resources already provided. Money for mental health/ crime prevention should be allocated to social services and other preventative programs and assistance.

EPS per capita funding rate is among the highest in Canada, and they seem happy to wastefully spend those resources on things like planes and armoured vehicles.



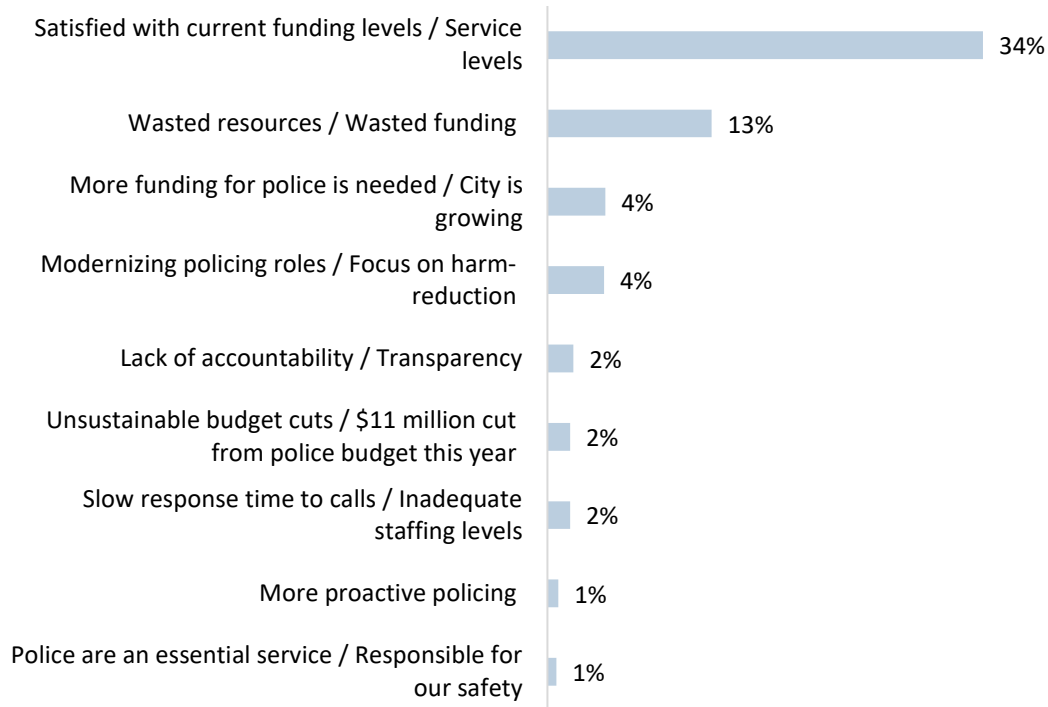
Note: Coded verbatim comments. Total results 2% or less are not shown. I prefer not to answer responses are not shown.

Base: Panel (n=176) who think EPS is *somewhat overfunded/extremely overfunded*

Q11. Why do you say the Edmonton Police Service is *somewhat overfunded/extremely overfunded*?

Reasons for Why Edmontonian Believe EPS has the Right Level of Funding

The largest proportion of respondents that currently feel EPS received the right level of funding are satisfied with current funding levels / service levels (34%).



I think the funding received is adequate for now but should be managed better.

Funding needs to grow as the population grows. I don't believe in defunding the police necessarily, but I do agree with shifting the focus on policing within certain communities to outreach and services like the HELP unit.

EPS has adequate funding but needs to more efficiently make use of and allocate those funds.

I think they could reallocate some existing funding for important mental health training and spend less on flashy new equipment.

I feel like they are functioning well with the amount of funding.



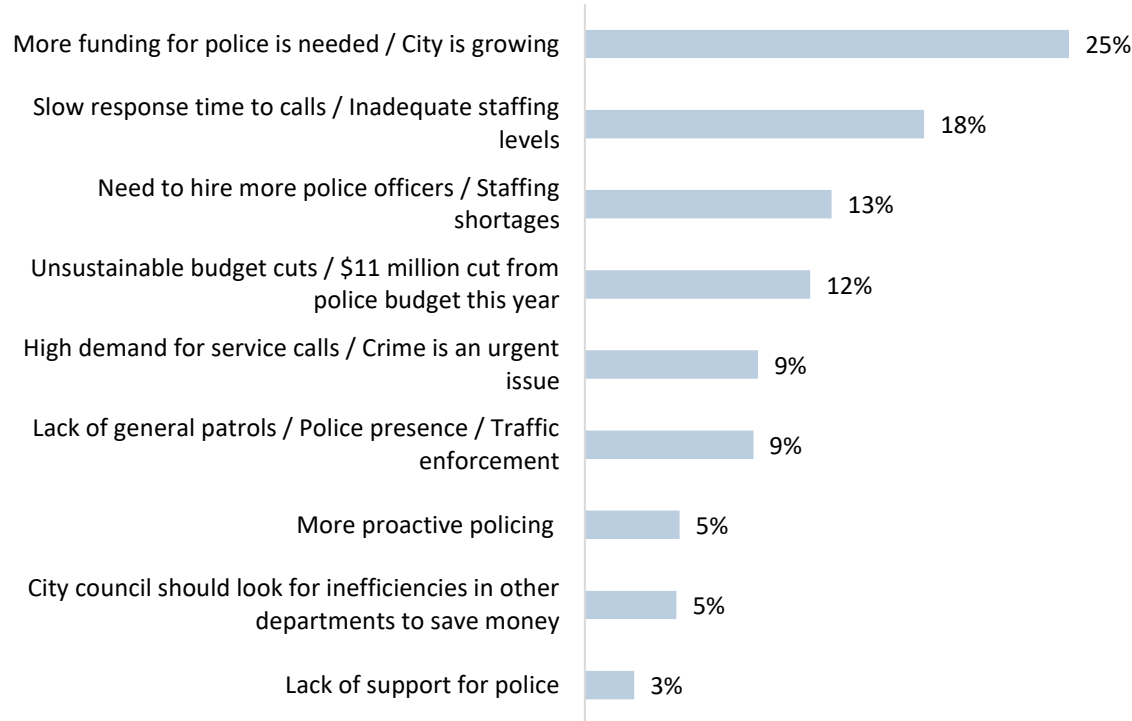
Note: Coded verbatim comments. Total results 1% or less are not shown. I prefer not to answer responses are not shown.

Base: Panel (n=222) who think EPS has the right level of funding

Q11. Why do you say the Edmonton Police Service has the right level of funding?

Reasons for Why Edmontonian Believe EPS is Underfunded

The largest proportion of respondents that currently feel EPS is underfunded do so because more funding for police is needed / city is growing (25%).

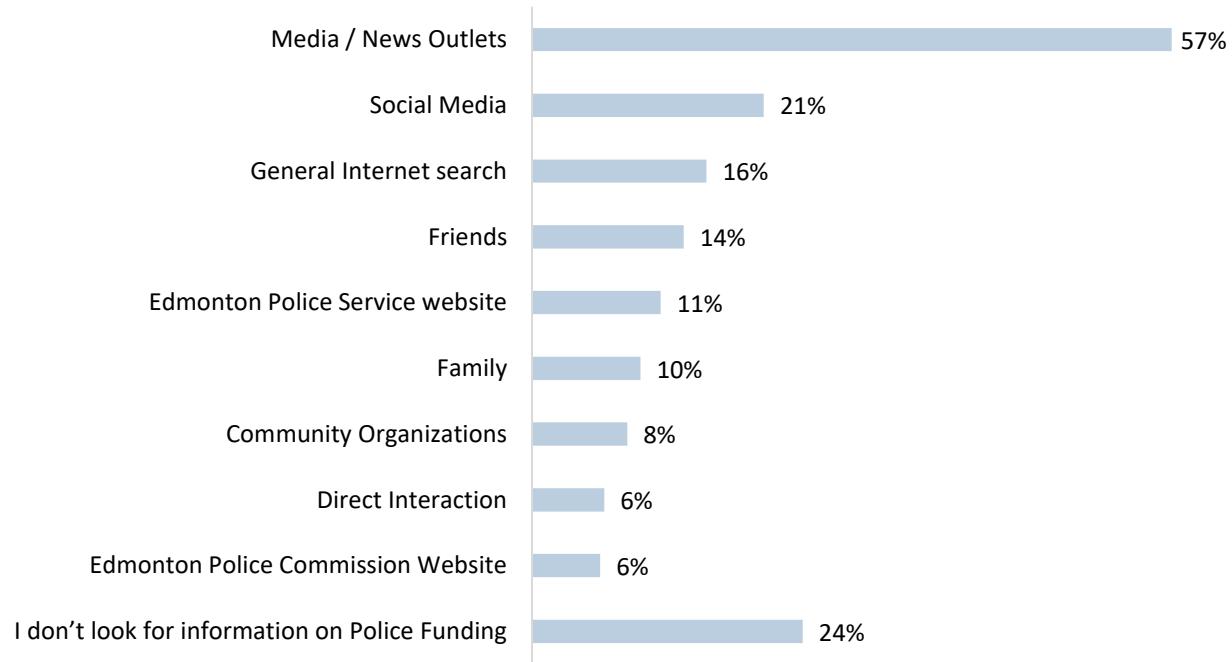


“
They need to hire more and don't have the money.
Not enough officers for the size of the city.
They don't have the resources to deal with crime in a timely manner.
It's likely very expensive to run the police. There's likely never enough money for them to do what they want to do.
The last budget cut out a big portion of the funding that was requested by EPS.
Some crime is on the increase and they could use more resources to tackle it.”

Note: Coded verbatim comments. Total results 6% or less are not shown. I prefer not to answer responses are not shown.
 Base: Panel (n=388) who think EPS is *somewhat underfunded/extremely underfunded*
 Q11. Why do you say the Edmonton Police Service is *somewhat underfunded/extremely underfunded*?

Sources of Information about Level of Funding the EPS Receives

The largest proportion of respondents get their information about the level of funding EPS receives via the Media / News Outlets (57%).



Note: Coded verbatim comments. Top 10 sources shown.

Base: Panel (n=1,000)

Q11a. From which of the following sources do you get your information about the level of funding the Edmonton Police Service receives?

Allocation of Police Funding

Responding to emergency calls, general patrol duties, criminal investigations and crime prevention are the top four areas where respondents would like to see funds allocated.

Service Areas	Panel
Responding to emergency calls	15.6
General patrol duties	9.9
Criminal investigations	10.9
Crime prevention	12.3
Working with neighbourhood residents, business and community groups to improve community safety and well-being	8.5
Collaborating with Social Service agencies to divert people from contact with the justice system	7.3
Improving road and traffic safety	6.3
Assisting victims of crimes	6.7
Investigating hate crime, including those involving racism	6.6
Preventing internet and cyber crime	5.7
Preventing gender based violence	5.1
Initiatives increasing Equity, Diversity, and Inclusion	4.1
Other	0.6
Better training	0.2
Better equipment / Better technology	0.0
Gang violence / Organized crime / Gun control	0.1

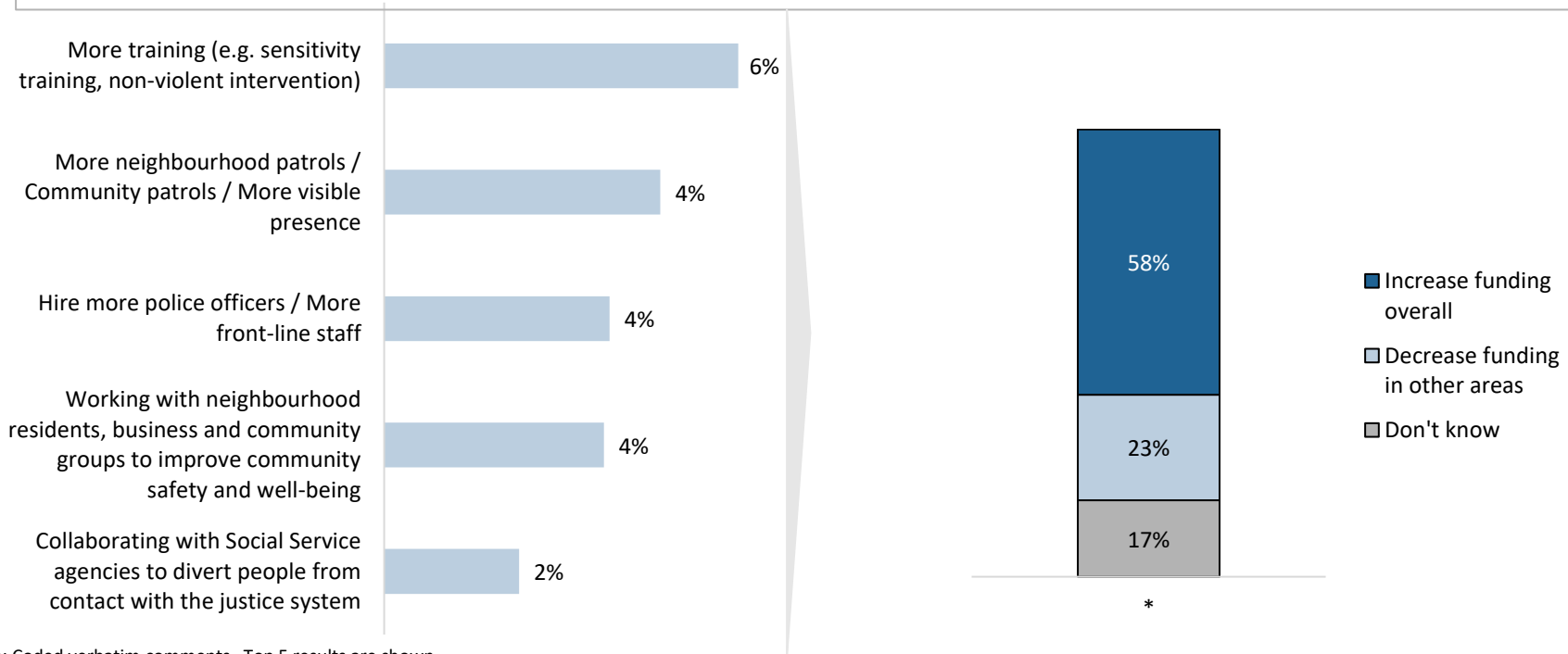
Note: Mean Scores. Prefer not to answer and don't know responses are excluded. Detailed breakdown can be found in the appendix

Base: Panel (n=828)

Q12. You have \$100 to spend on police funding. How would you allocate the \$100?

Changes that Would Like to Be Seen for the EPS

The top three changes respondents would like to see for the Edmonton Police Service are: more training, hiring of more police officers / more front-line staff, and collaborating with Social Service agencies to divert people from contact with the justice system. For the changes respondents most often say to increase overall funding (58%).



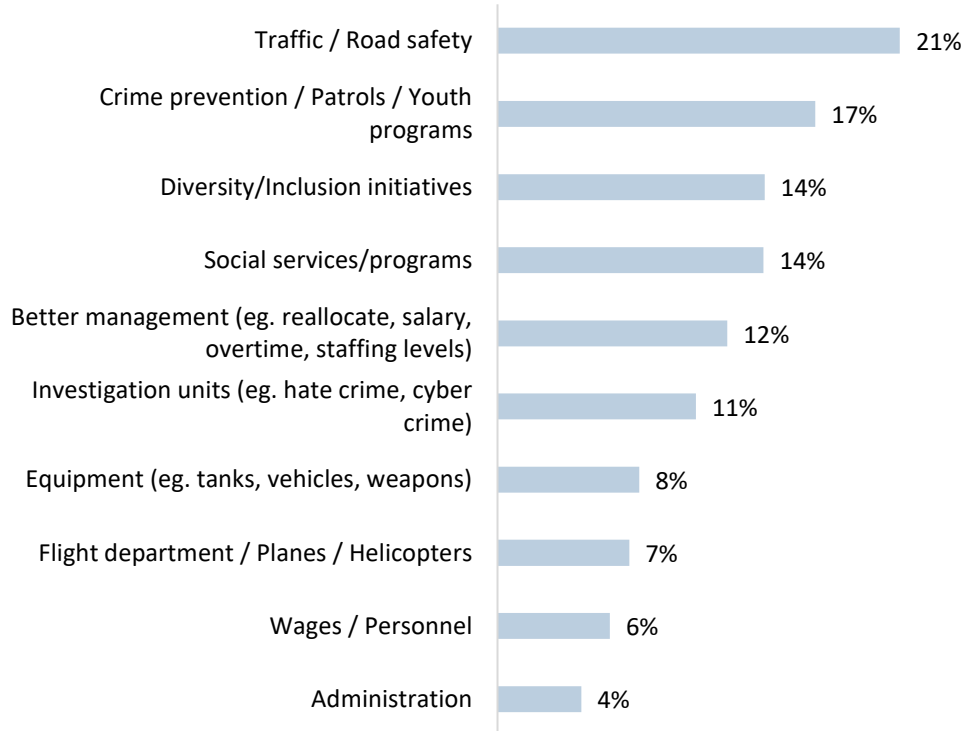
Note: Coded verbatim comments. Top 5 results are shown.

Base: Panel (n=1,000) *Base: Panel (n=405) who provided a change

Q13a. Some changes to policing services may require additional funding. In consideration of this, what are 3 changes (excluding those listed above) that you would like to see for Edmonton Police Services?

Suggestions for Funding Change

The top suggestions for funding change include reallocating funds from social programs and traffic / road safety.



Offload absolutely anything that is not a police function to the proper people to deal with it.

Socially focused initiatives. You don't need specific units dedicated to social media or being social workers. The social work needs to be done by trained social workers.

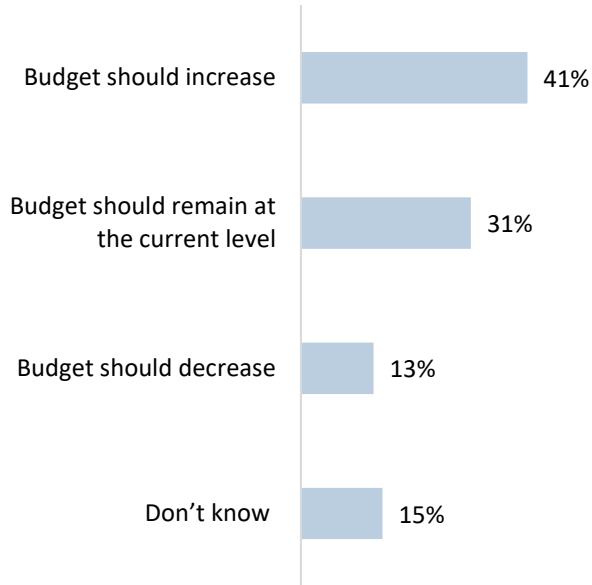
The service is extremely top heavy in leadership. I would eliminate a large number of deputy chief roles, superintendent and inspector jobs. I would also remove all of the new units that focus specifically on a certain targeted demographic. If enough resources went to patrol, they would have the time to deal with these functions.

Less traffic enforcement.



Budget Change for 2022-2023

The largest proportion of respondents think that the budget from the Edmonton Police Service for 2022-2023 should be increased when compared to 2021-2022 (41%).



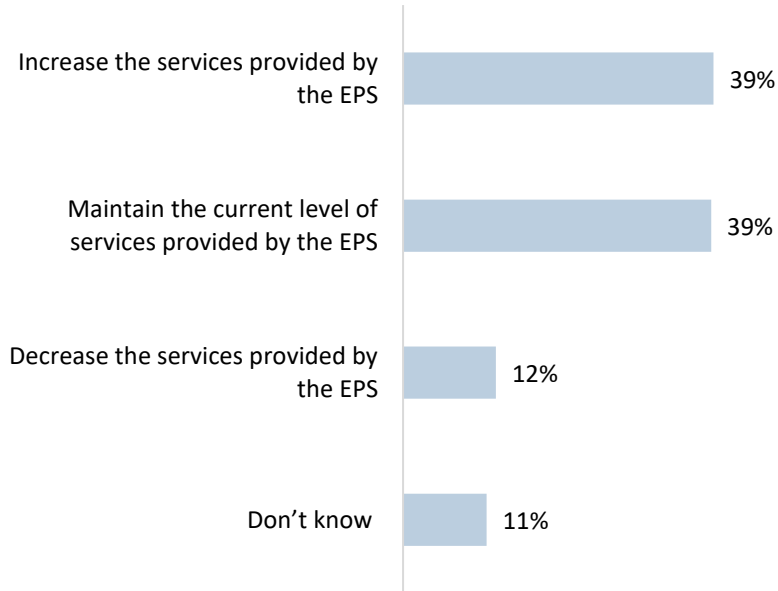
Note: I prefer not to answer responses are not shown.

Base: Panel (n=1,000)

Q14. Do you think the budget for the Edmonton Police Service for 2022-2023 should be increased, decreased, or stay the same compared to 2021-2022?

Services Provided by EPS in 2022-2023

The largest proportion of respondents think that the amount of services provided by the Edmonton Police Service for 2022-2023 should be increased compared to 2021-2022 (39%).



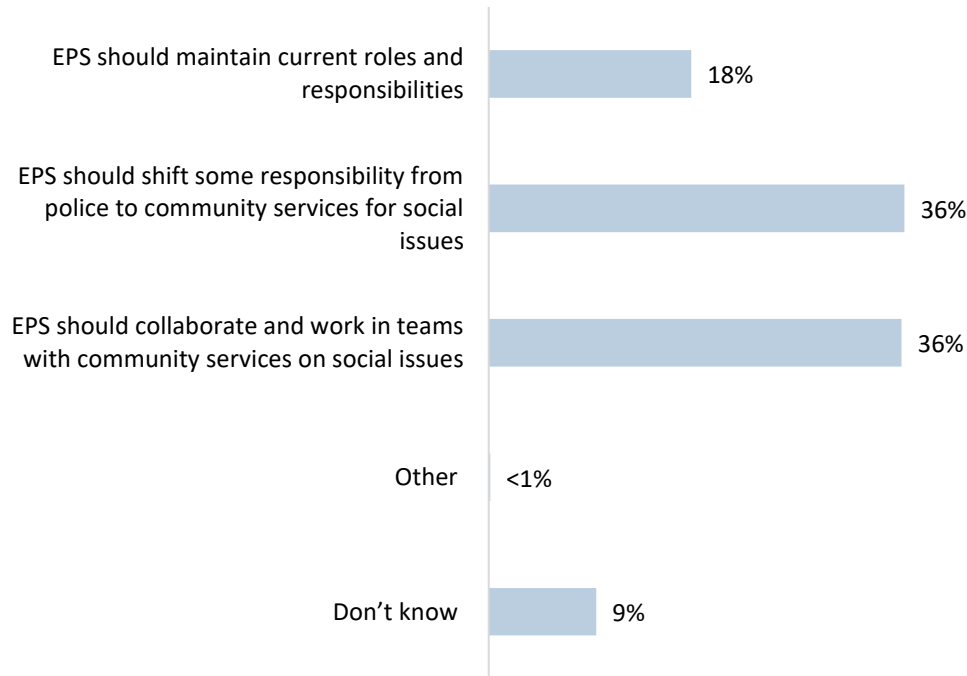
Note: I prefer not to answer responses are not shown.

Base: Panel (n=1,000)

Q15. Do you think the amount of services provided by the Edmonton Police Service for 2022-2023 should increase, decrease, or stay the same compared to 2021-2022?

Roles and Responsibilities of EPS in 2022-2023

The largest proportion of respondents think that EPS should shift some responsibility from police to community services for social issues (36%).



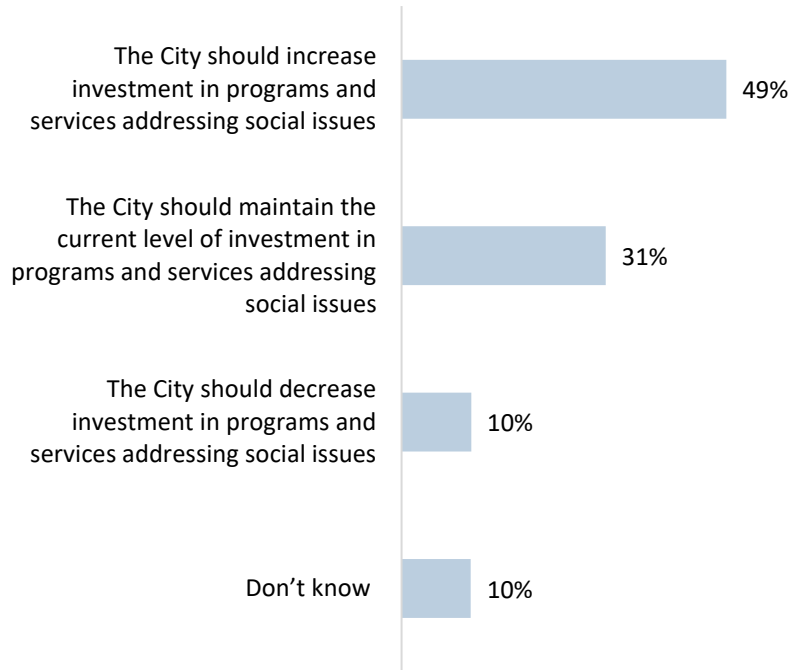
Note: I prefer not to answer responses are not shown.

Base: Panel (n=1,000)

Q16. Do you think the roles and responsibilities of the Edmonton Police Service should be: maintained for 2022-2023; should the EPS shift some responsibility from police to community services for social issues; or, should EPS collaborate and work in teams with community services on social issues. (e.g., addictions, homelessness, mental health)?

Level of Investment by the City of Edmonton

The largest proportion of respondents think that the City of Edmonton should increase investment in programs and services addressing social issues (49%).



Note: I prefer not to answer responses are not shown.

Base: Panel (n=1,000)

Q17. What is your preference for the level of investment by the City of Edmonton, for programs that address social issues (e.g., addictions, homelessness, mental health, etc.)?

RESPONDENT PROFILE - Panel

RESPONDENT PROFILE

	Panel
	n=1,000
Gender	
Male	49%
Female	50%
Non-Binary	1%
Other	-
Prefer not to answer	-
Age	
Between 18 and 24	12%
Between 25 and 34	23%
Between 35 and 44	18%
Between 45 and 54	16%
Between 55 and 64	15%
Between 65 and 74	8%
75 or older	7%
I prefer not to answer	-

	Panel
	n=1,000
Ward	
Sipiwiyniwak	13%
O-day' min	12%
Ipiihkoohkanipiaohsi	15%
Papastew	8%
Metis	9%
Karhiio	9%
Anirniq	8%
Nakota Isga	5%
Dene	8%
Pihesiwin	4%
Tastawiyiniwak	4%
Sspomitapi	3%
Outside Edmonton Proper	-
I don't know	-
Prefer not to answer	-

RESPONDENT PROFILE

	Panel
	n=1,000
Victim of a Crime in Past 2 Years	
Yes	18%
No	80%
I prefer not to answer	2%
Contact with EPS in past 2 Years	
Yes	32%
No	66%
I prefer not to answer	1%
Experience with EPS*	316
Positive	37%
Somewhat positive	17%
Neutral	21%
Somewhat negative	14%
Negative	11%
Don't know	<1%
I prefer not to answer	1%

	Panel
	n=1,000
Children in Household	
Yes: 12 years of age and OLDER ONLY	10%
Yes: 12 years of age and older AND younger than 12 years old	3%
Yes: YOUNGER than 12 years old ONLY	15%
No children under 18 years old at all in the household	70%
I prefer not to answer	2%
Marital Status	
Single	34%
Common-law	11%
Married	43%
Separated	1%
Divorced	7%
Widowed	3%
I prefer not to answer	1%

*Base: Those who have had an experience with EPS

RESPONDENT PROFILE

	Panel
	n=1,000
Education	
Elementary (7 years or less)	<1%
High school, general or vocational (8 to 12 years)	20%
Polytechnic/College (pre-university, technical training, certificate, accreditation or advanced diploma (13-15 years))	22%
University certificates and diplomas	9%
University Bachelor (including classical studies)	33%
University Master's degree	12%
University Doctorate (PhD)	3%
I prefer not to answer	1%
Employment Status	
Working full time	49%
Working part time	10%
Self-employed / freelance work	6%
Student	7%
Homemaker	3%
Unemployed - capable of working, but not seeking employment	<1%
Unemployed - not capable of working, not seeking employment	3%
Unemployed & seeking employment	3%
Retired	19%
I prefer not to answer	1%

	Panel
	n=1,000
Person with a Disability	
Yes	12%
No	87%
I prefer not to answer	1%
Member of a Visible Minority	
Yes	21%
No	77%
I prefer not to answer	2%
Ethnic Origins	
Caucasian (white)	68%
Aboriginal / First Nations	3%
Latin American (Mexican, Chilean, Costa Rican, etc.)	2%
Arabic (Middle East, North Africa)	1%
Black (African, African-American, etc.)	3%
South Asian (Indian, Bangladeshi, Pakistani, Sri Lankan, etc.)	7%
Southeast Asian (Vietnamese, Cambodian, Malaysian, etc.)	3%
West Asian (Iranian, Afghan, etc.)	<1%
Chinese	10%
Korean	1%
Japanese	<1%
Other	3%
I prefer not to answer	2%

RESPONDENT PROFILE

	Panel
	n=1,000
Canadian Citizenship	
Canadian citizen by birth	78%
Canadian citizen by naturalization	15%
Permanent resident	4%
Temporary resident (foreign worker, student, visitor)	1%
Refugee claimant or asylum seeker	-
Other	-
I prefer not to answer	1%
Length of Time in Canada	
Less than a year	2%
Between 1-3 years	6%
Between 3-5 years	8%
Between 6-10 years	17%
Between 11-15 years	10%
More than 15 years	58%
I prefer not to answer	<1%
Identify as Indigenous	
Yes	3%
No	95%
I prefer not to answer	2%

	Panel
	n=1,000
Sexual Orientation	
Heterosexual or straight	87%
Gay or lesbian	4%
Bisexual	4%
Other	1%
I prefer not to answer	4%
Household Income in 2021	
\$19,999 or less	5%
Between \$20,000 and \$39,999	11%
Between \$40,000 and \$59,999	12%
Between \$60,000 and \$79,999	15%
Between \$80,000 and \$99,999	14%
\$100,000 or more	31%
I prefer not to answer	11%

RESPONDENT PROFILE – Open Link

RESPONDENT PROFILE

	Open Link
	n=1,230
Gender	
Male	52%
Female	33%
Non-Binary	2%
Other	3%
Prefer not to answer	11%
Age	
Between 18 and 24	2%
Between 25 and 34	21%
Between 35 and 44	30%
Between 45 and 54	20%
Between 55 and 64	10%
Between 65 and 74	7%
75 or older	2%
I prefer not to answer	8%

	Open Link
	n=1,230
Ward	
Sipiwiyiniwak	11%
O-day' min	10%
Ipiihkoohkanipiaohsi	6%
Papastew	8%
Metis	6%
Karhiio	5%
Anirniq	4%
Nakota Isga	5%
Dene	2%
Pihesiwin	3%
Tastawiyiniwak	2%
Sspomitapi	2%
Outside Edmonton Proper	7%
I don't know	2%
Prefer not to answer	28%

RESPONDENT PROFILE

	Open Link
	n=1,230
Victim of a Crime in Past 2 Years	
Yes	40%
No	53%
I prefer not to answer	7%
Contact with EPS in past 2 Years	
Yes	77%
No	17%
I prefer not to answer	6%
Experience with EPS*	944
Positive	69%
Somewhat positive	8%
Neutral	9%
Somewhat negative	5%
Negative	9%
Don't know	<1%
I prefer not to answer	1%

	Open Link
	n=1,230
Children in Household	
Yes: 12 years of age and OLDER ONLY	11%
Yes: 12 years of age and older AND younger than 12 years old	7%
Yes: YOUNGER than 12 years old ONLY	22%
No children under 18 years old at all in the household	50%
I prefer not to answer	10%
Marital Status	
Single	11%
Common-law	12%
Married	57%
Separated	2%
Divorced	4%
Widowed	2%
I prefer not to answer	13%

RESPONDENT PROFILE

	Open Link
	n=1,230
Education	
Elementary (7 years or less)	<1%
High school, general or vocational (8 to 12 years)	8%
Polytechnic/College (pre-university, technical training, certificate, accreditation or advanced diploma (13-15 years))	18%
University certificates and diplomas	17%
University Bachelor (including classical studies)	34%
University Master's degree	12%
University Doctorate (PhD)	3%
I prefer not to answer	8%
Employment Status	
Working full time	73%
Working part time	4%
Self-employed / freelance work	4%
Student	1%
Homemaker	1%
Unemployed - capable of working, but not seeking employment	<1%
Unemployed - not capable of working, not seeking employment	1%
Unemployed & seeking employment	1%
Retired	10%
I prefer not to answer	6%

	Open Link
	n=1,230
Person with a Disability	
Yes	8%
No	85%
I prefer not to answer	7%
Member of a Visible Minority	
Yes	17%
No	67%
I prefer not to answer	16%
Ethnic Origins	
Caucasian (white)	65%
Aboriginal / First Nations	6%
Latin American (Mexican, Chilean, Costa Rican, etc.)	1%
Arabic (Middle East, North Africa)	1%
Black (African, African-American, etc.)	2%
South Asian (Indian, Bangladeshi, Pakistani, Sri Lankan, etc.)	3%
Southeast Asian (Vietnamese, Cambodian, Malaysian, etc.)	1%
West Asian (Iranian, Afghan, etc.)	<1%
Chinese	2%
Korean	<1%
Japanese	<1%
Other	4%
I prefer not to answer	20%

RESPONDENT PROFILE

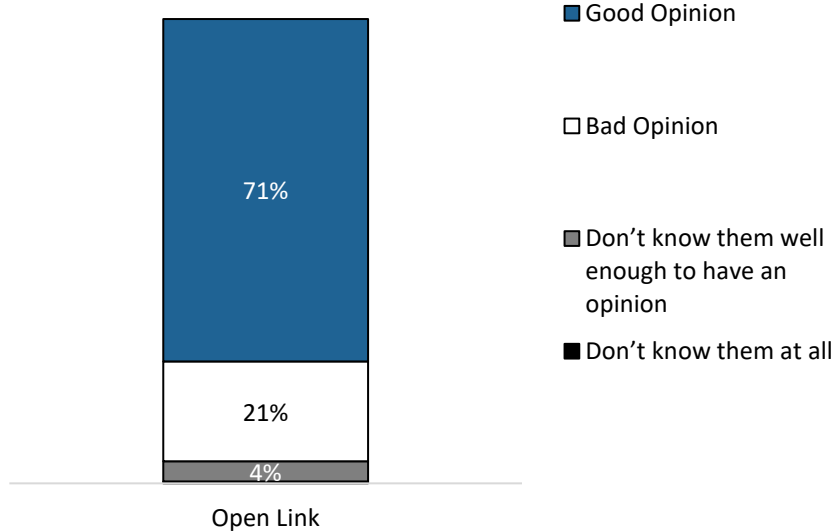
	Open Link
	n=1,230
Canadian Citizenship	
Canadian citizen by birth	83%
Canadian citizen by naturalization	8%
Permanent resident	2%
Temporary resident (foreign worker, student, visitor)	<1%
Refugee claimant or asylum seeker	<1%
Other	<1%
I prefer not to answer	6%
Length of Time in Canada	
Less than a year	-
Between 1-3 years	1%
Between 3-5 years	2%
Between 6-10 years	9%
Between 11-15 years	19%
More than 15 years	67%
I prefer not to answer	2%
Identify as Indigenous	
Yes	7%
No	77%
I prefer not to answer	17%

	Open Link
	n=1,230
Sexual Orientation	
Heterosexual or straight	68%
Gay or lesbian	3%
Bisexual	5%
Other	3%
I prefer not to answer	21%
Household Income in 2021	
\$19,999 or less	1%
Between \$20,000 and \$39,999	2%
Between \$40,000 and \$59,999	4%
Between \$60,000 and \$79,999	6%
Between \$80,000 and \$99,999	9%
\$100,000 or more	55%
I prefer not to answer	23%

APPENDIX – Open Link Data

Open Link | Opinion of Edmonton Police Service

The largest proportion of respondents have a good opinion of the Edmonton Police Service (71%).



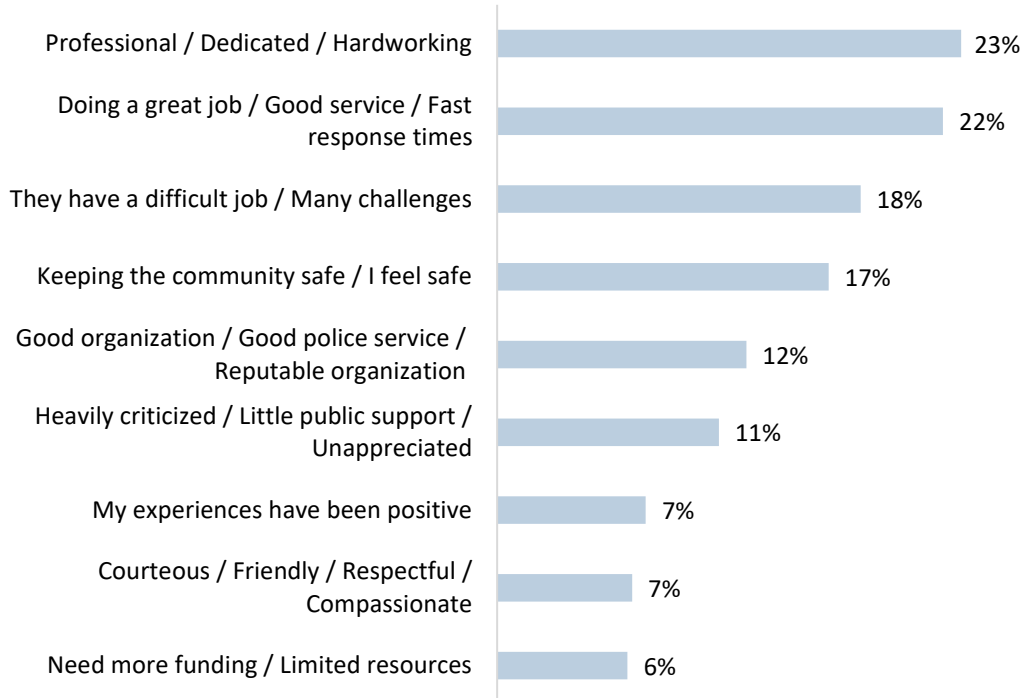
Note: Prefer not to answer responses are not shown. Responses 1% or less are not labeled.

Base: Open Link (n=1,230)

Q1. Generally speaking, what is your opinion of the Edmonton Police Service (EPS)? Do you have a good opinion, bad opinion, don't know them well enough to have an opinion, or don't know them at all?

Open Link | Reasons for a Good Opinion of the Edmonton Police Service

The largest proportion of those who have a **good** opinion of the Edmonton Police Service do so because they think they are professional / dedicated / hardworking (23%).



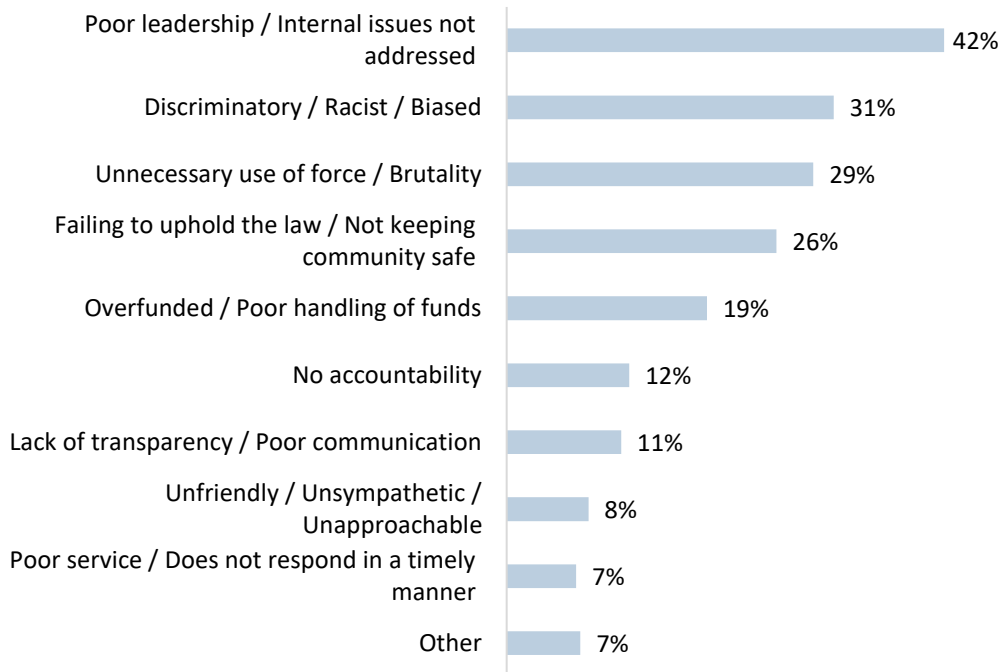
Note: Coded verbatim comments. Total results 5% or less are not shown. Prefer not to answer responses are not shown.

Base: Open Link (n=878) who have a *Good Opinion* of EPS

Q2. Why do you have a *Good Opinion* of EPS?

Open Link | Reasons for a Bad Opinion of the Edmonton Police Service

The largest proportion of those who have a **bad** opinion of the Edmonton Police Service do so because they think that there is poor leadership (42%).



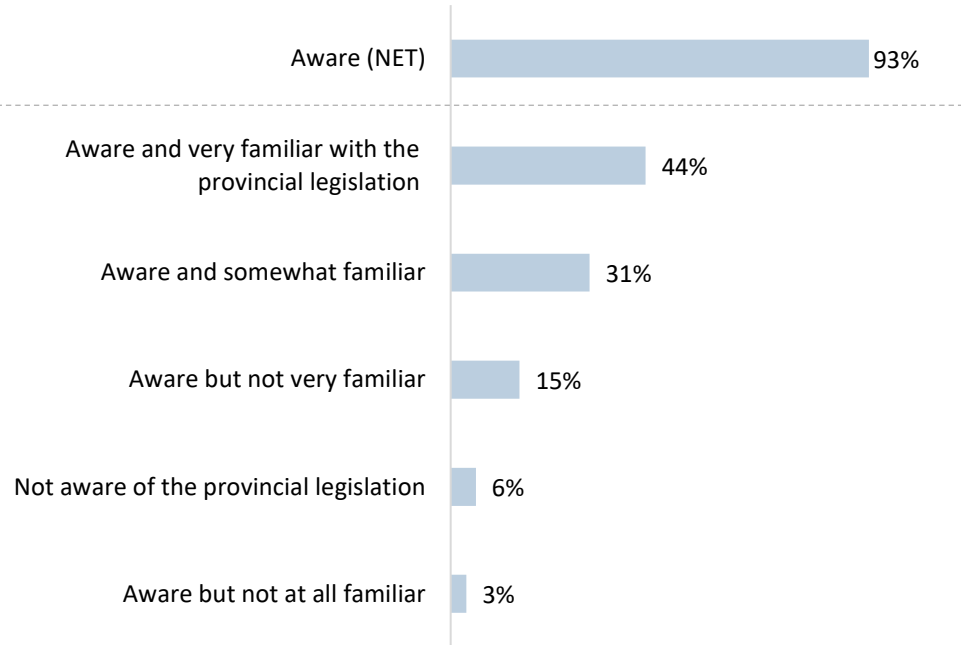
Note: Coded verbatim comments. Total results 6% or less are not shown.

Base: Open Link (n=256) who have a *Bad Opinion* of EPS

Q2. Why do you have a *Bad Opinion* of EPS?

Open Link | Aware of the Edmonton Police Services' Roles and Responsibilities Required by Provincial Legislation

The largest proportion of respondents are aware of the Edmonton Police Services' roles and responsibilities required by provincial legislation to ensure adequate and effective police services (93%).



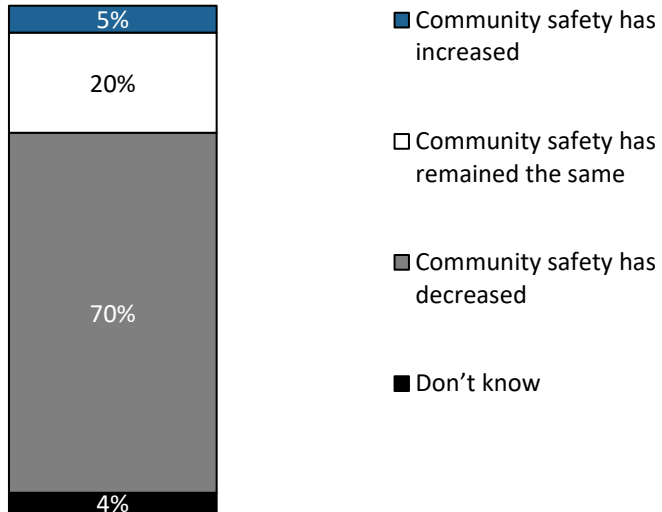
Note: I prefer not to answer responses are not shown.

Base: Open Link (n=1,230)

Q3. Are you aware of the Edmonton Police Services' roles and responsibilities required by provincial legislation to ensure adequate and effective police services?

Open Link | Change in Community Safety in Edmonton in the Past 2 Years

The largest proportion of respondents feel that community safety in Edmonton as a whole has decreased over the past 2 years (70%).



- Community safety has increased
- Community safety has remained the same
- Community safety has decreased
- Don't know

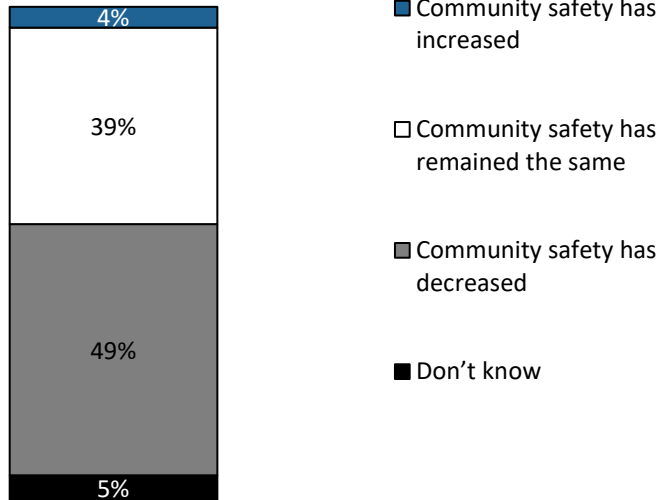
Note: I prefer not to answer responses are not shown.

Base: Open Link (n=1,230)

Q4. Overall, do you feel that community safety in Edmonton as a whole has increased, decreased, or remained the same over the past 2 years?

Open Link | Change in Neighbourhood Safety in Edmonton in the Past 2 Years

The largest proportion of respondents (49%) feel that community safety in their neighbourhood has decreased over the past 2 years.



- Community safety has increased
- Community safety has remained the same
- Community safety has decreased
- Don't know

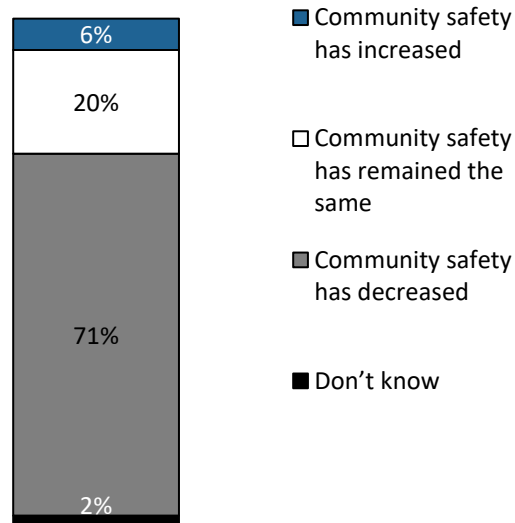
Note: I prefer not to answer responses are not shown.

Base: Open Link (n=1,230)

Q5. Do you feel that community safety in your neighbourhood has increased, decreased, or remained the same over the past 2 years?

Open Link | Change in Represented Community Safety in Edmonton in the Past 2 Years

The largest proportion of respondents who are community representatives feel that community safety in the community they represent or serve has decreased over the past 2 years (71%).



- Community safety has increased
- Community safety has remained the same
- Community safety has decreased
- Don't know

Note: I prefer not to answer responses are not shown.

Base: Open Link Community Representative (n=295)

Q5a. Do you feel that community safety in in the community you represent or serve has increased, decreased, or remained the same over the past 24 months?

Open Link | Performance of the Edmonton Police Service

The Edmonton Police Service is rated good at enforcing the law, providing police presence in police vehicles, having a workforce that reflects the diversity of the community the Edmonton Police Service serves, responding to emergency calls, and providing police presence at community events.

% Good (Good/Very Good)	Open Link
Enforcing the law	59%
Having a workforce that reflects the diversity of the community the EPS serves	56%
Responding to emergency calls	54%
Providing services to vulnerable communities	53%
Providing police presence in police vehicles	52%
Assisting victims of crime	52%
Providing police presence at community events	51%
Working with neighbourhood residents, businesses and community groups to improve community safety and well-being	50%
Providing access to resources for those with mental health concerns	49%
Improving road safety	43%
Providing police presence on foot or bicycle	40%
Using financial and human resources efficiently	40%
Reducing gender based violence	40%
Preventing crime	37%
Reducing gun violence	33%
Reducing gang related violence	32%

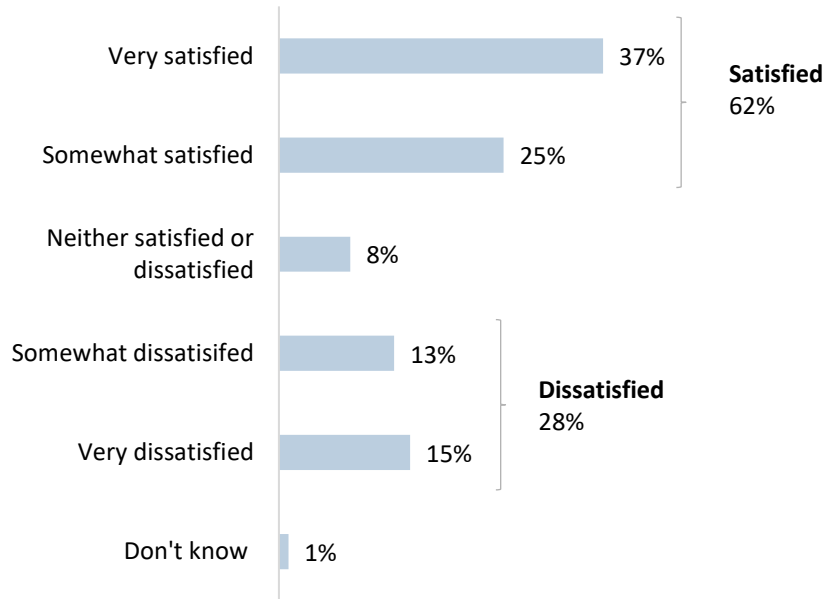
Note: Detailed breakdown can be found in the EPS Performance appendix

Base: Open Link (n=1,230)

Q6. How would you rate the performance of the Edmonton Police Service on the following?

Open Link | Satisfaction with Quality of Service Delivered by the Edmonton Police Service

Overall, respondents are satisfied with the quality of service delivered by the Edmonton Police Service (62%).



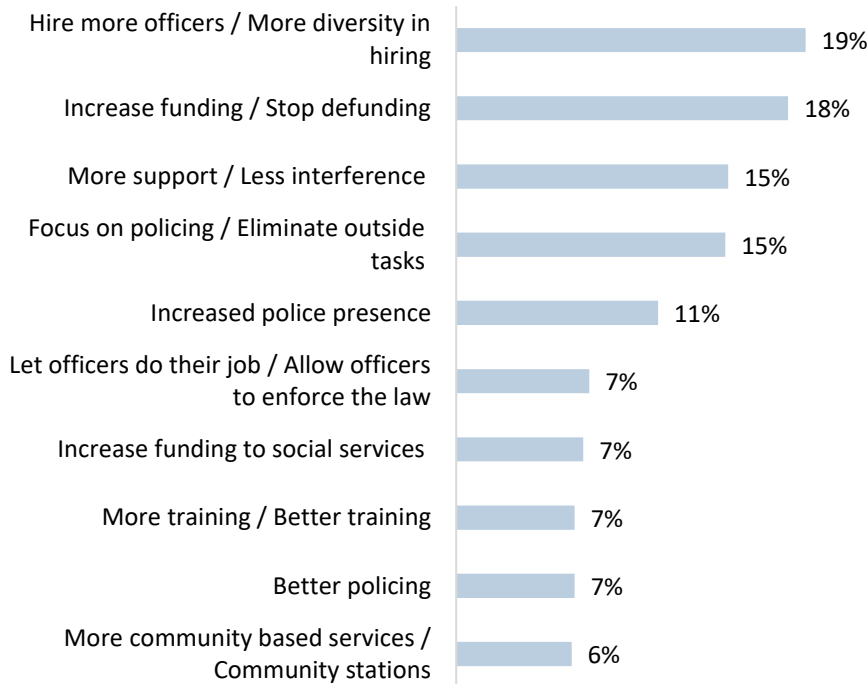
Note: I prefer not to answer responses are not shown.

Base: Open Link (n=1,230)

Q7. Overall, how satisfied are you with the quality of service delivered by the EPS?

Open Link | Changes that Would Most Improve the Quality of Service Delivered by the EPS

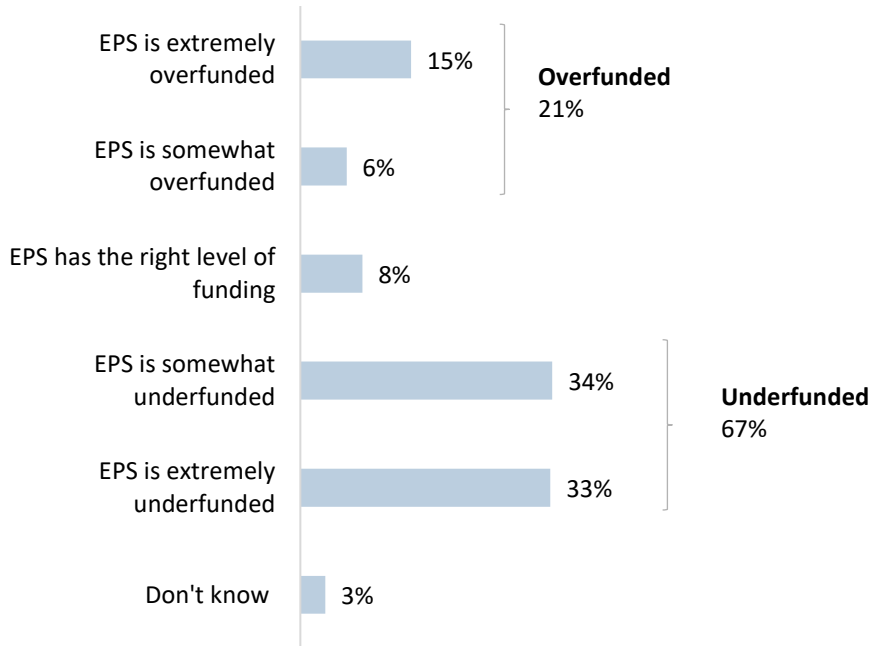
The largest proportion of respondents think that hiring more officers / more diversity in hiring would most improve the quality of service delivered by the EPS (19%).



Note: Coded verbatim comments. Total results 5% or less are not shown. I prefer not to answer responses are not shown.
 Base: Open Link (n=1,230)
 Q8. In your opinion, what changes would most improve the quality of the service delivered by the Edmonton Police Service?

Open Link | Current Opinion on Level of Funding EPS Receives

The largest proportion of respondents that currently think EPS is underfunded (67%)



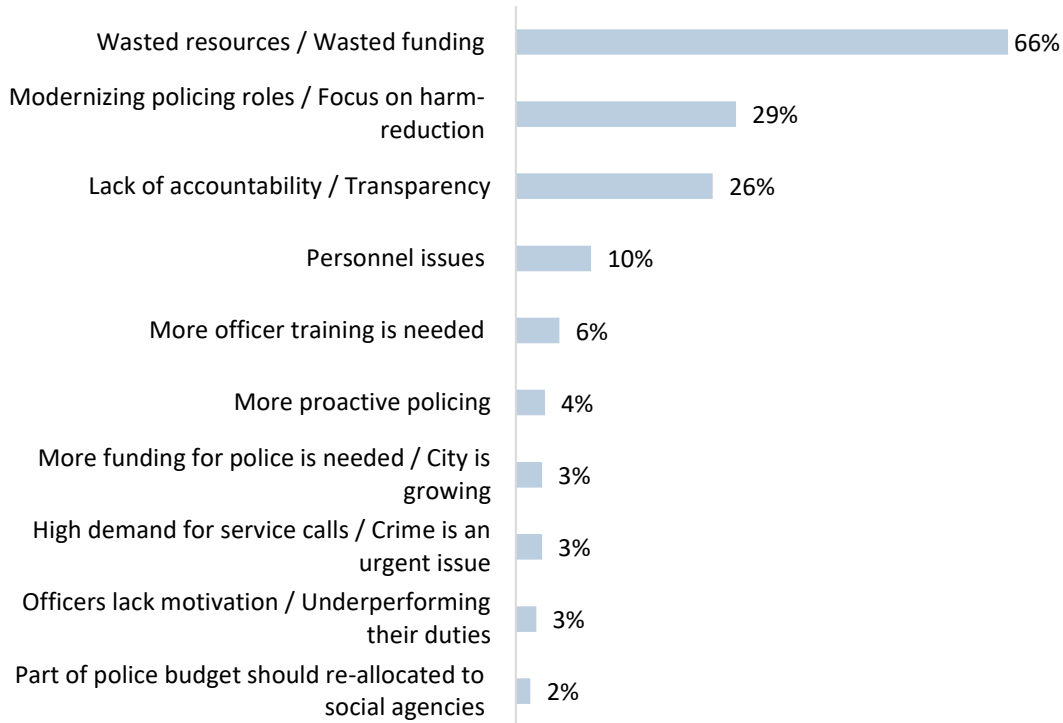
Note: I prefer not to answer responses are not shown.

Base: Open Link (n=1,230)

Q9. Based on what you've seen, read, or heard, or your own personal experiences, what is your current opinion of the level of funding the Edmonton Police Service receives?

Open Link | Reasons for Why Edmontonian Believe EPS is Overfunded

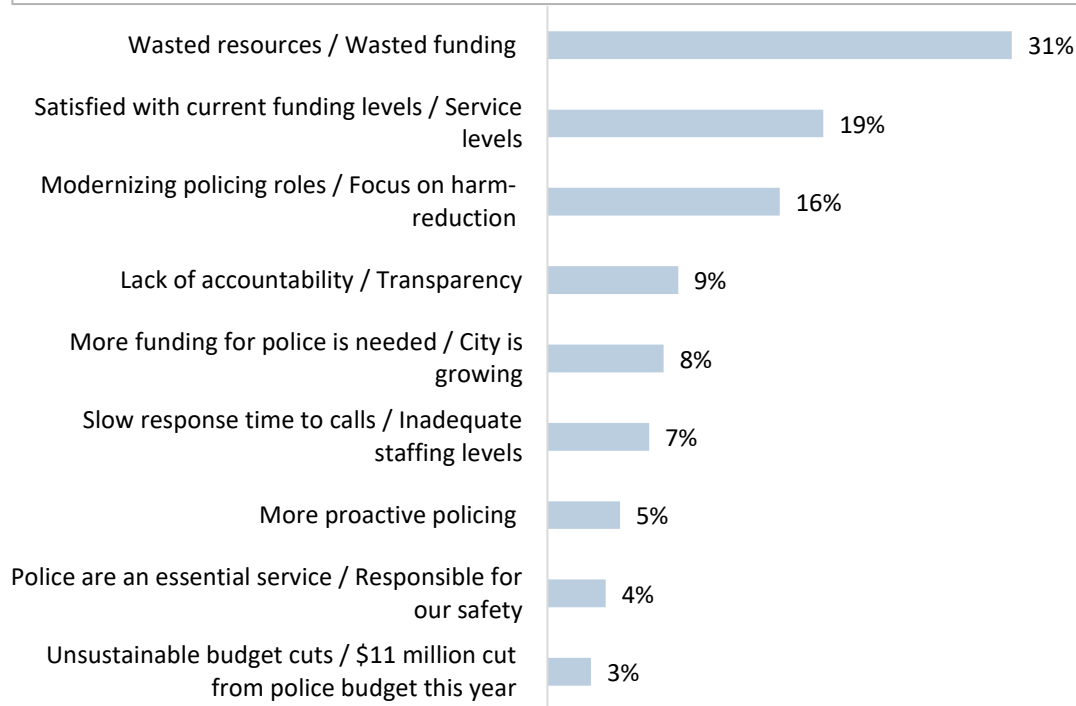
The largest proportion of respondents that currently feel EPS is overfunded do so because of wasted resources / wasted funding (66%).



Note: Coded verbatim comments. Total results 2% or less are not shown. I prefer not to answer responses are not shown.
 Base: Open Link (n=258) who think EPS is *somewhat overfunded/extremely overfunded*
 Q11. Why do you say the Edmonton Police Service is *somewhat overfunded/extremely overfunded*?

Open Link | Reasons for Why Edmontonian Believe EPS has the Right Level of Funding

The largest proportion of respondents that currently feel EPS received the right level of funding feel that there are wasted resources (31%).



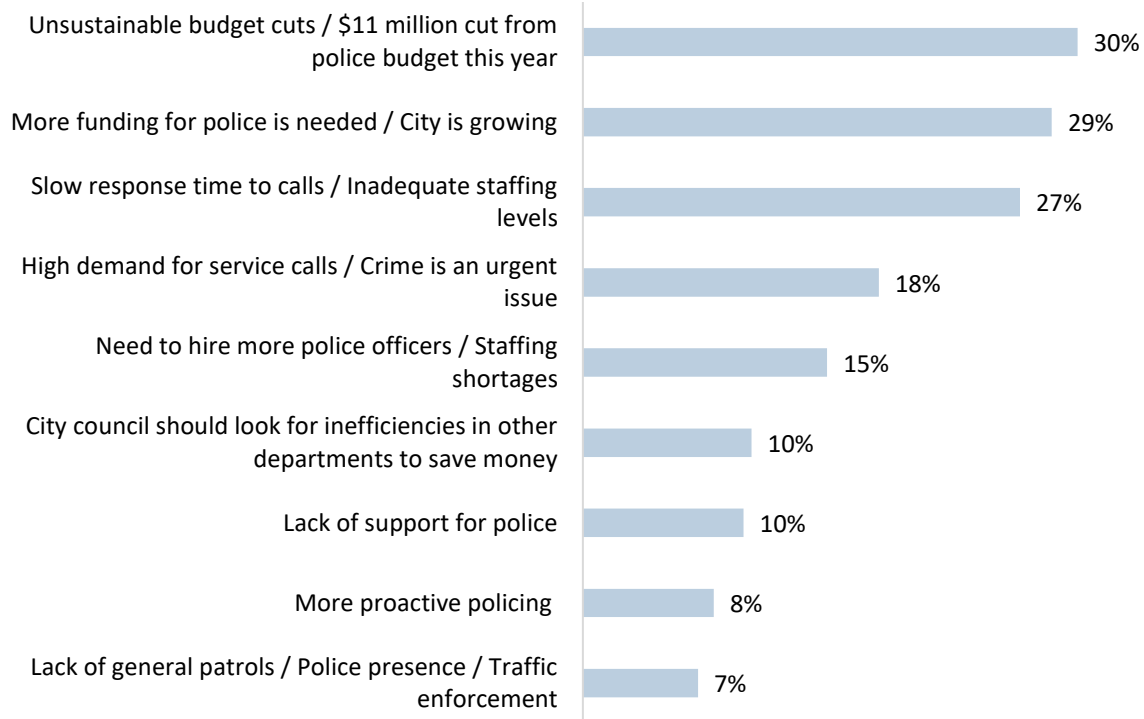
Note: Coded verbatim comments. Total results 1% or less are not shown. I prefer not to answer responses are not shown.

Base: Open Link (n=102) who think EPS *has the right level of funding*

Q11. Why do you say the Edmonton Police Service *has the right level of funding*?

Open Link | Reasons for Why Edmontonian Believe EPS is Underfunded

The largest proportion of respondents that currently feel EPS is underfunded do so because they feel there were unsustainable budget cuts / \$11 million cut from police budget this year (30%).



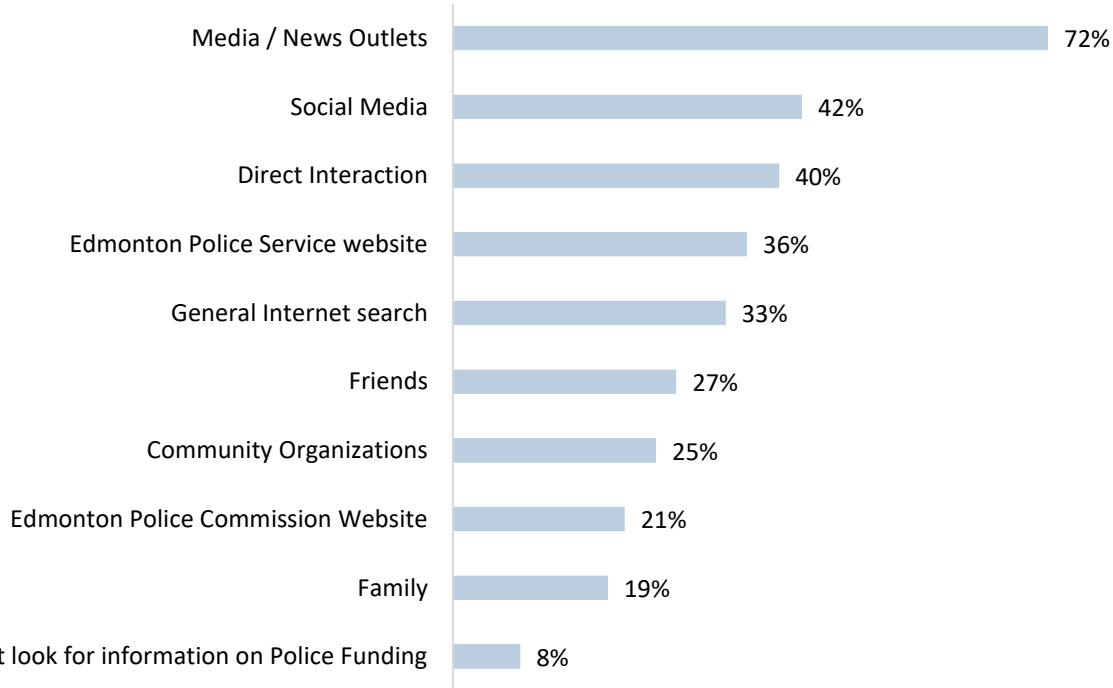
Note: Coded verbatim comments. Total results 6% or less are not shown. I prefer not to answer responses are not shown.

Base: Open Link (n=825) who think EPS is *somewhat underfunded/extremely underfunded*

Q11. Why do you say the Edmonton Police Service is *somewhat underfunded/extremely underfunded*?

Open Link | Sources of Information about Level of Funding the EPS Receives

The largest proportion of respondents get their information about the level of funding EPS receives via the Media / News Outlets (72%).



Note: Coded verbatim comments. Top 10 sources shown.

Base: Open Link (n=1,230)

Q11a. From which of the following sources do you get your information about the level of funding the Edmonton Police Service receives?

Open Link | Allocation of Police Funding

Responding to emergency calls, general patrol duties, criminal investigations and crime prevention are the top four areas where respondents would like to see funds allocated.

Service Areas	Open Link
Responding to emergency calls	17.3
General patrol duties	19.1
Criminal investigations	13.9
Crime prevention	8.3
Working with neighbourhood residents, business and community groups to improve community safety and well-being	7.0
Collaborating with Social Service agencies to divert people from contact with the justice system	6.6
Improving road and traffic safety	5.1
Assisting victims of crimes	4.0
Investigating hate crime, including those involving racism	4.0
Preventing internet and cyber crime	4.1
Preventing gender based violence	3.1
Initiatives increasing Equity, Diversity, and Inclusion	2.6
Other	3.9
Better training	0.2
Better equipment / Better technology	0.3
Gang violence / Organized crime / Gun control	0.3

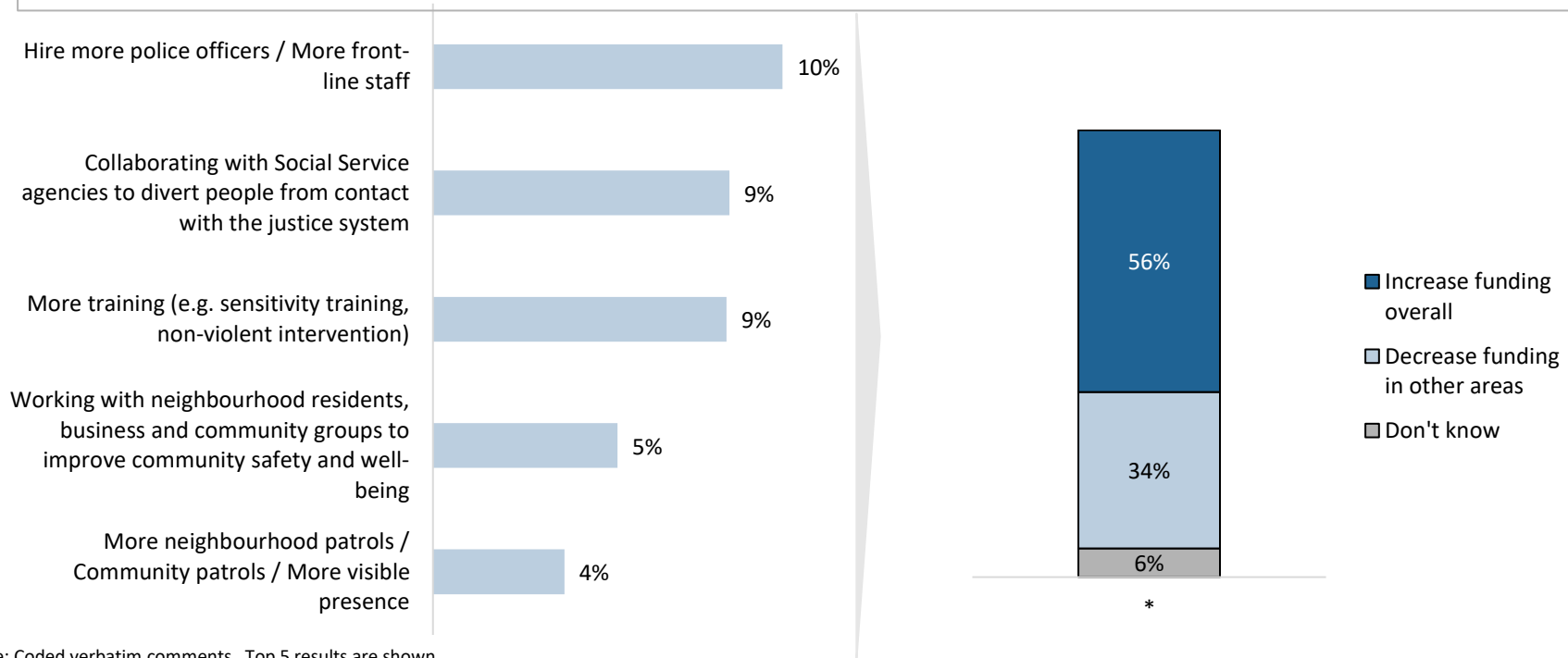
Note: Mean Scores. Prefer not to answer and don't know responses are excluded. Detailed breakdown can be found in the appendix

Base: Open Link (n=1,024)

Q12. You have \$100 to spend on police funding. How would you allocate the \$100?

Open Link | Changes that Would Like to Be Seen for the EPS

The top three changes respondents would like to see for the Edmonton Police Service are: more training, hiring of more police officers / more front-line staff, and collaborating with Social Service agencies to divert people from contact with the justice system. For the changes respondents most often say to increase overall funding (56%).



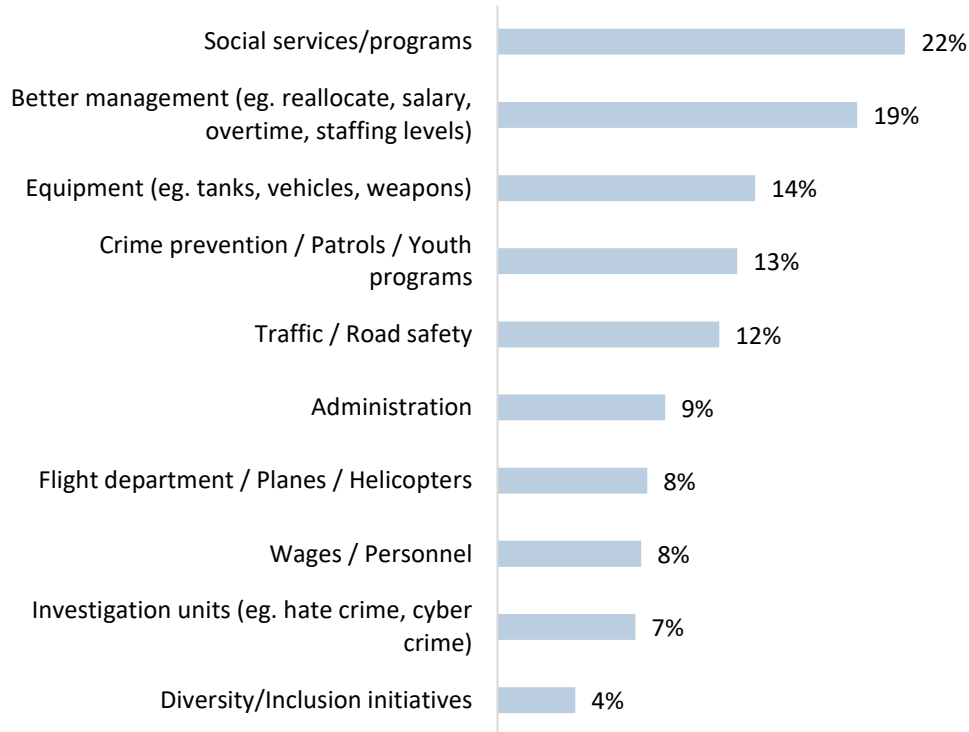
Note: Coded verbatim comments. Top 5 results are shown.

Base: Open Link (n=1,230) *Base: Open Link (n=750) who provided a change

Q13a. Some changes to policing services may require additional funding. In consideration of this, what are 3 changes (excluding those listed above) that you would like to see for Edmonton Police Services?

Open Link | Suggestions for Funding Change

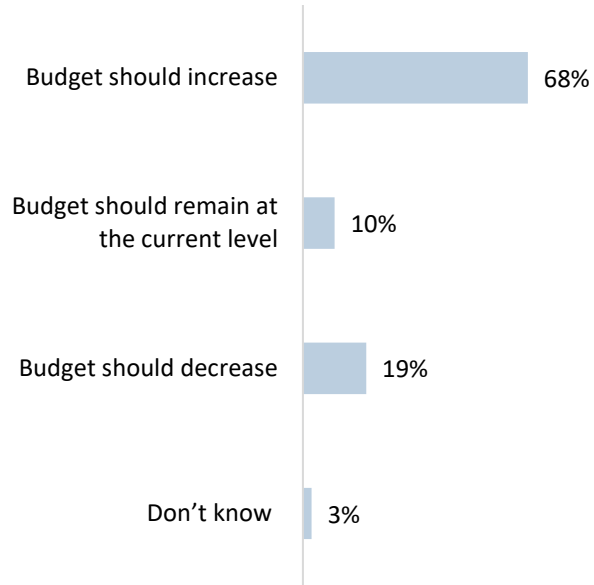
The top suggestions for funding change include reallocating funds from social programs.



Note: Coded verbatim comments. Results X% or less are not shown.
 Base: Open Link (n=314) who provided suggestion to fund change
 Q13c: For the changes you have proposed, how would you suggest EPS fund this change?

Open Link | Budget Change for 2022-2023

The largest proportion of respondents think that the budget from the Edmonton Police Service for 2022-2023 should be increased when compared to 2021-2022 (68%).



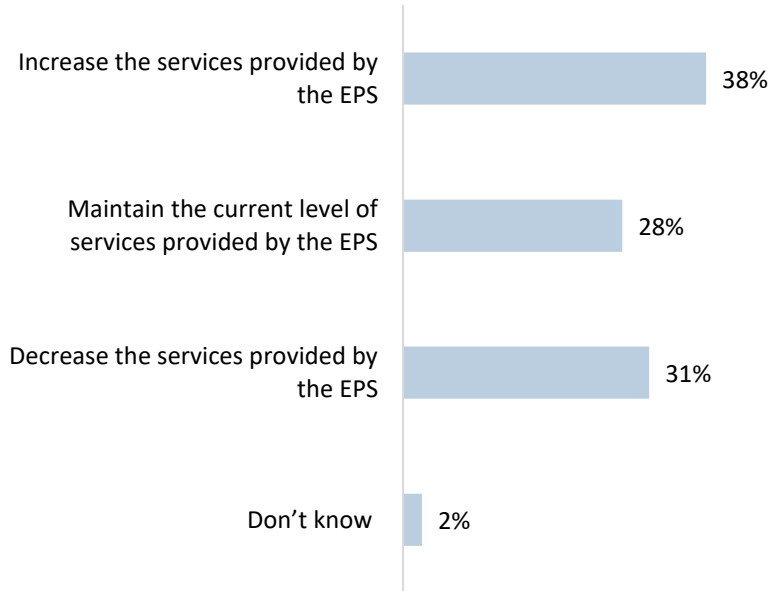
Note: I prefer not to answer responses are not shown.

Base: Open Link (n=1,230)

Q14. Do you think the budget for the Edmonton Police Service for 2022-2023 should be increased, decreased, or stay the same compared to 2021-2022?

Open Link | Services Provided by EPS in 2022-2023

The largest proportion of respondents think that the amount of services provided by the Edmonton Police Service for 2022-2023 should be increased compared to 2021-2022 (38%).



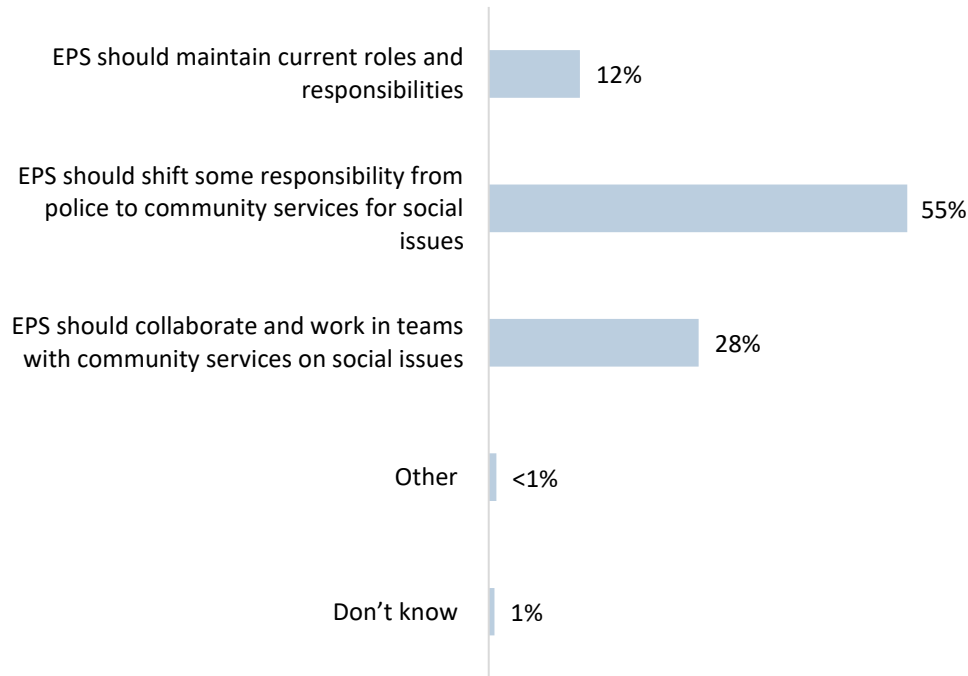
Note: I prefer not to answer responses are not shown.

Base: Open Link (n=1,230)

Q15. Do you think the amount of services provided by the Edmonton Police Service for 2022-2023 should increase, decrease, or stay the same compared to 2021-2022?

Open Link | Roles and Responsibilities of EPS in 2022-2023

The largest proportion of respondents think that EPS should shift some responsibility from police to community services for social issues (55%).



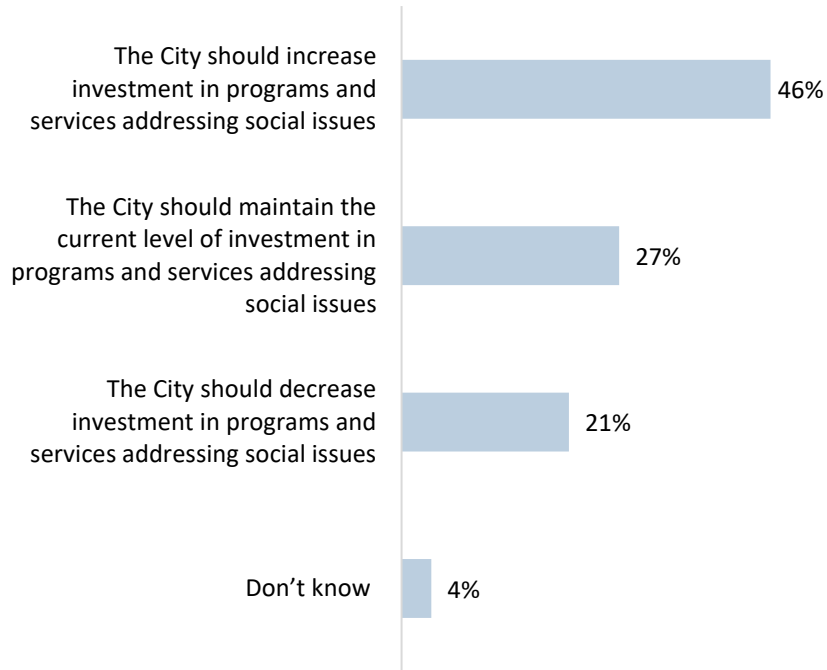
Note: I prefer not to answer responses are not shown.

Base: Open Link (n=1,230)

Q16. Do you think the roles and responsibilities of the Edmonton Police Service should be: maintained for 2022-2023; should the EPS shift some responsibility from police to community services for social issues; or, should EPS collaborate and work in teams with community services on social issues. (e.g., addictions, homelessness, mental health)?

Open Link | Level of Investment by the City of Edmonton

The largest proportion of respondents think that the City of Edmonton should increase investment in programs and services addressing social issues (46%).



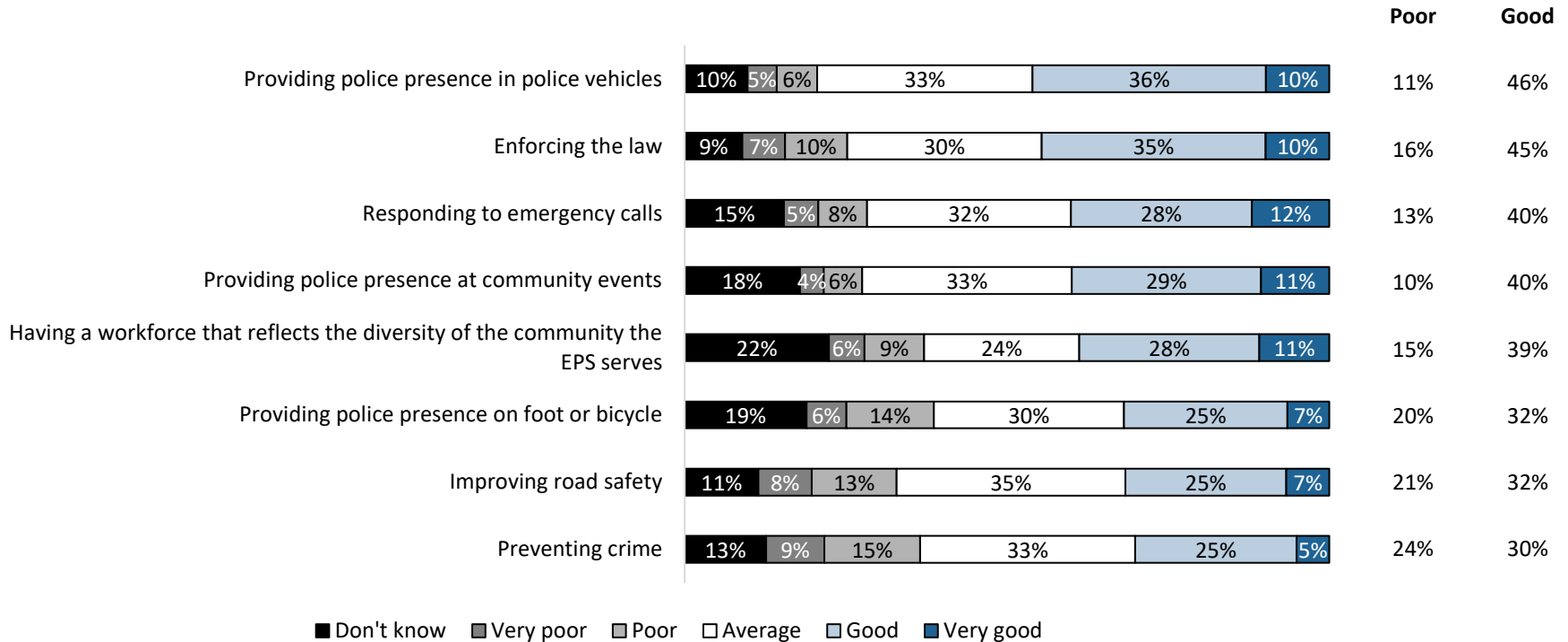
Note: I prefer not to answer responses are not shown.

Base: Open Link (n=1,230)

Q17. What is your preference for the level of investment by the City of Edmonton, for programs that address social issues (e.g., addictions, homelessness, mental health, etc.)?

APPENDIX – EPS Performance

Performance of the Edmonton Police Service - Panel

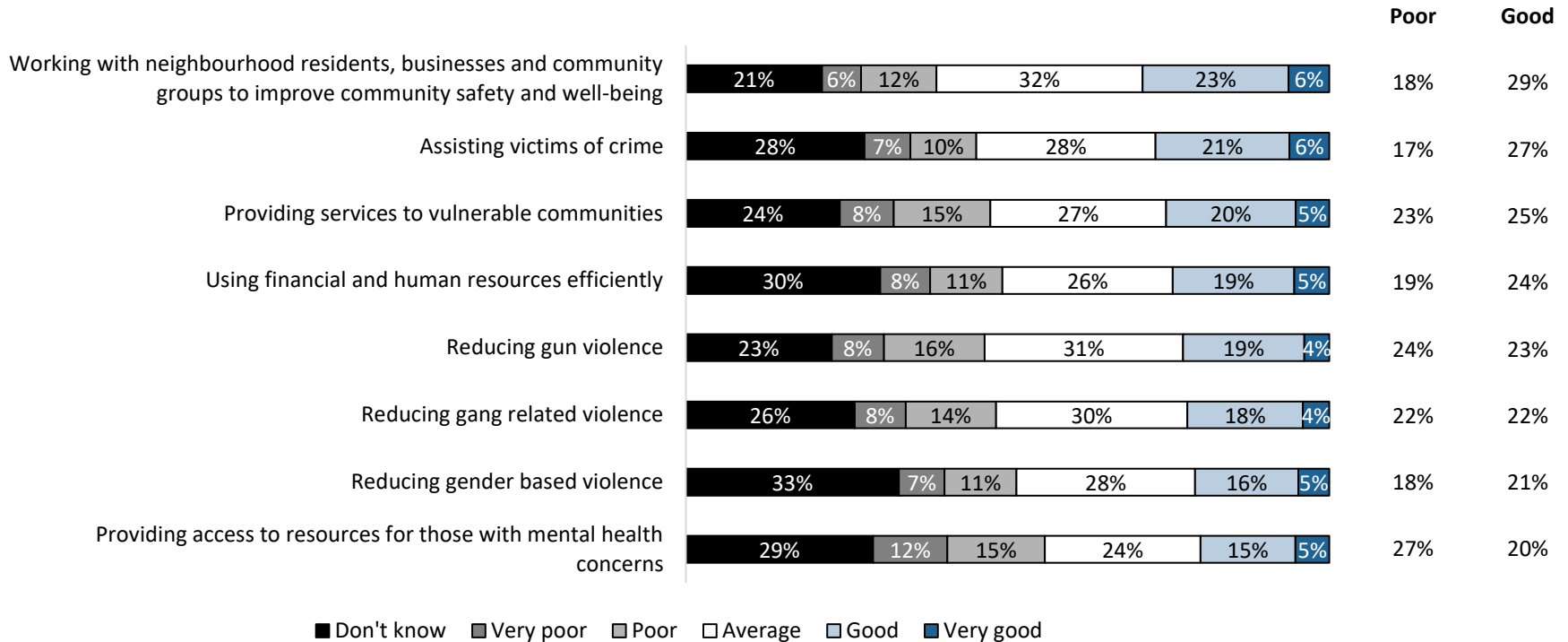


Note: I prefer not to answer responses are not shown.

Base: Panel (n=1,000)

Q6. How would you rate the performance of the Edmonton Police Service on the following?

Performance of the Edmonton Police Service – Panel - Continued

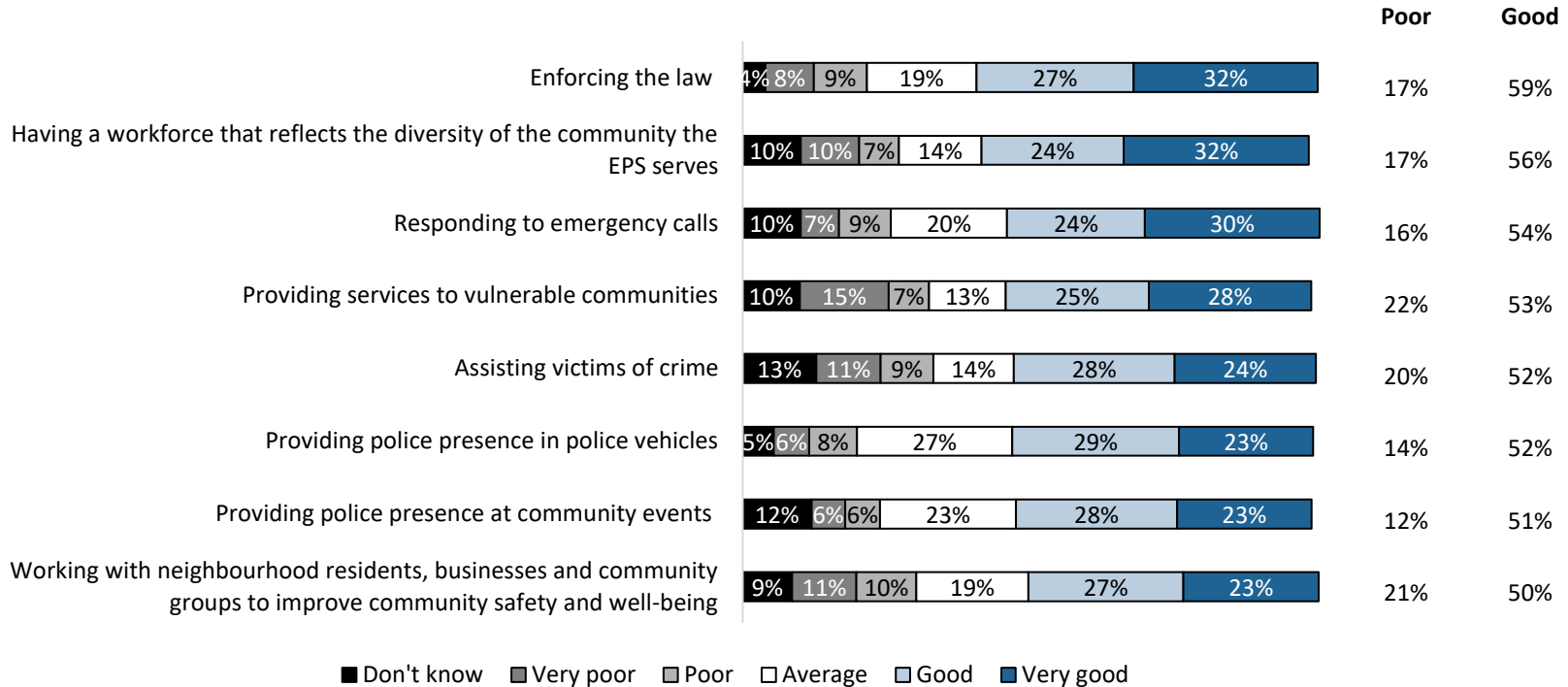


Note: I prefer not to answer responses are not shown.

Base: Panel (n=1,000)

Q6. How would you rate the performance of the Edmonton Police Service on the following?

Performance of the Edmonton Police Service – Open Link

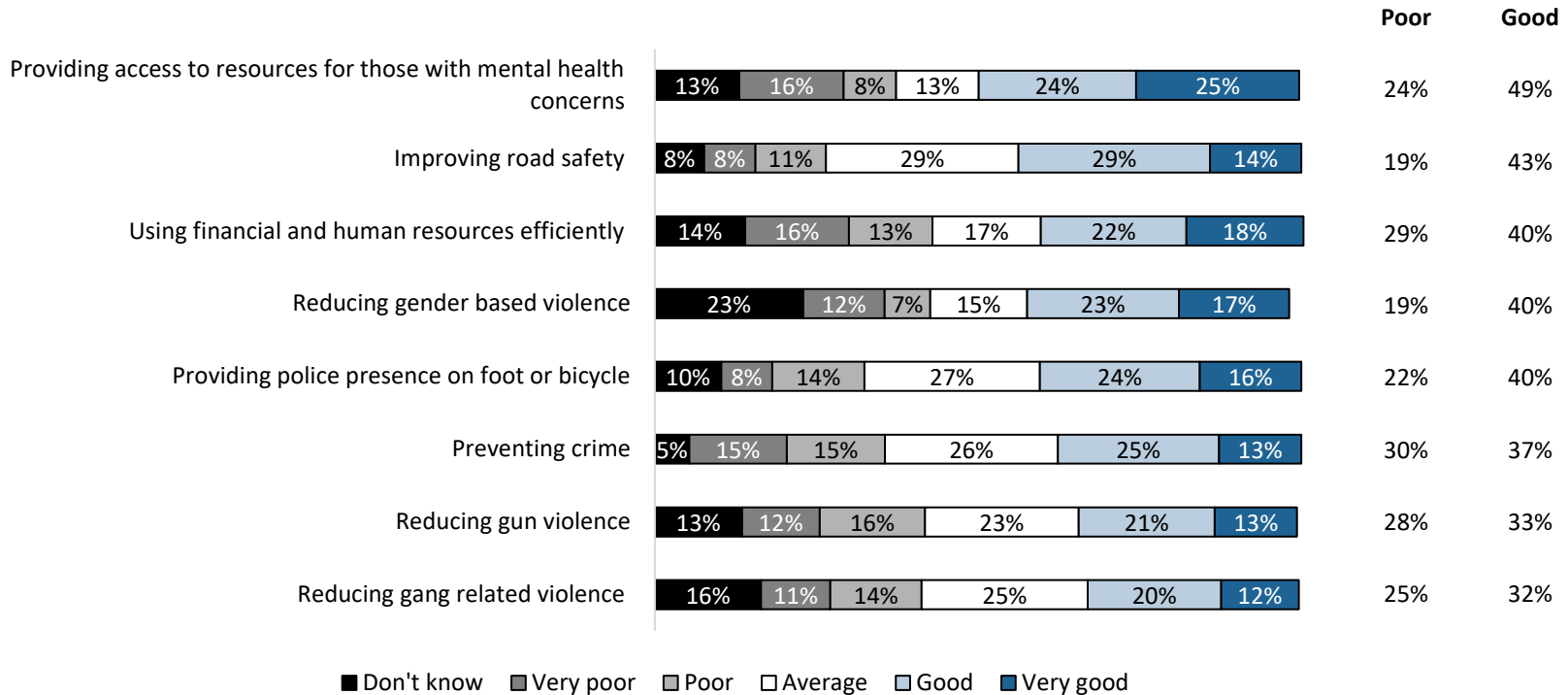


Note: I prefer not to answer responses are not shown.

Base: Open link (n=1,230)

Q6. How would you rate the performance of the Edmonton Police Service on the following?

Performance of the Edmonton Police Service – Open Link - Continued



Note: I prefer not to answer responses are not shown.

Base: Open link (n=1,230)

Q6. How would you rate the performance of the Edmonton Police Service on the following?

OUR SERVICES

- **Leger**
Marketing research and polling
- **Customer Experience (CX)**
Strategic and operational customer experience consulting services
- **Leger Analytics (LEA)**
Data modelling and analysis
- **Leger Opinion (LEO)**
Panel management
- **Leger Communities**
Online community management
- **Leger Digital**
Digital strategy and user experience
- **International Research**
Worldwide Independent Network (WIN)

600
EMPLOYEES



185
CONSULTANTS



8
OFFICES

MONTREAL | QUEBEC CITY | TORONTO | WINNIPEG
EDMONTON | CALGARY | VANCOUVER | PHILADELPHIA

OUR COMMITMENTS TO QUALITY



Leger is a member of the [Canadian Research Insights Council \(CRIC\)](#), the industry association for the market/survey/insights research industry.



Leger is a member of [ESOMAR](#) (European Society for Opinion and Market Research), the global association of opinion polls and marketing research professionals. As such, Leger is committed to applying the [international ICC/ESOMAR](#) code of Market, Opinion and Social Research and Data Analytics.



Leger is also a member of the [Insights Association](#), the American Association of Marketing Research Analytics.



Leger is a sponsor of [CAIP Canada](#), Canada's professional body for Certified Analytics and Insights Professionals who uphold CRIC's marketing research and public opinion research standards. CAIP Canada is globally endorsed by ESOMAR and the MRII/University of Georgia.

Leger

We Know Canadians

