



EDMONTON POLICE SERVICE

REPORT TO THE EDMONTON POLICE COMMISSION

DATE: 2023 February 14

SUBJECT: Control Tactic Report, January – December 2022

RECOMMENDATION(S):

That this report be received for information.

BACKGROUND:

The Edmonton Police Service (EPS) submits two reports annually to the Edmonton Police Commission that outline all instances of reported use of force. One report provides a statistical summary of use of force events that occurred during the first half of the year (quarter one and two) and the second report provides a statistical summary of the entire year (quarter one, two, three and four).

ADDITIONAL INFORMATION ATTACHED:

Attachment 1 – Control Tactic Report, January – December 2022

Written By: S/Sgt. Joseph Tassone, Training Section

Reviewed By: Supt. Andria Wasylshen, Training, Development & Recruiting Division

Approved By: A/CAO Justin Krikler, Corporate Services Bureau

Chief of Police: _____


Date: Feb 16, 23

CONTROL TACTIC REPORT

JANUARY - DECEMBER 2022

Presented for Information to the
Edmonton Police Commission

*Core Training Section
Edmonton Police Service*



Table of Contents

01

Table of Contents

02

Introduction

03

Control Tactics Statistics

04

Control Tactics by Force Type

05

Subject Injuries

06

Member Injuries

07

Mental Health as a Risk Factor

08

Drug/Alcohol as a Risk Factor

2.0 Introduction

2.1 Purpose of the Document

The Edmonton Police Service (EPS) submits two reports annually to the Edmonton Police Commission that outline all instances of reported use of force. One report provides a statistical summary of use of force events that occurred during the first half of the year (quarter one and two) and the second report provides a statistical summary of the entire year (quarter one, two, three and four).



2.2 Background

The EPS captures use of force data through its electronic Control Tactics Reports. Control Tactics Reports are submitted after a police officer utilizes force where one or more of the following circumstances are present:

- Injury resulting to any person;
- Force used was higher than empty hand (soft) control, which is used for cooperative handcuffing;
- Use of control tactics such as stunning techniques, direct mechanical techniques, chemical agents (O.C. spray), conducted energy weapon (CEW), control instruments, impact weapons, special impact munitions;
- Firearm was drawn, displayed or pointed;
- In the opinion of the investigating member and/or supervisor, unusual circumstances exist that necessitate the submission of the report.

2.3 Data Disclaimer

- The information contained in this report was generated using statistical data captured from electronic Control Tactics Reports for occurrences with reported dates between 2022 Jan 01 and 2022 Dec 31. This report will also include a comparison of the current use of force data with previous 5 years' data.
- This report is based on data captured as of Feb 03, 2023 10:26. The numbers reported for the same period could vary if the report is run at another time due to some reports being submitted/reviewed/approved after the reporting window.
- The data from incidents that require a 46.1 notification to the Director of Law Enforcement, which are assigned to the Alberta Serious Incident Response Team (ASIRT), do not form part of this report.

3.0 Control Tactic Statistics

3.1 Control Tactic Occurrence Events

EPS created a total of 474119 occurrences in 2022 which resulted in some form of community interaction.

These community interactions led to 3186 occurrences with 5898 control tactics reports submitted. These include the events where Use of Force options (CEW is displayed, Firearms – Low Ready etc.) are applied. EPS tracks the event when a weapon is displayed and not used and also when it is used. The ratio of control tactics/use of force occurrences to total occurrences was 0.67%.

474119

Total number of Occurrences

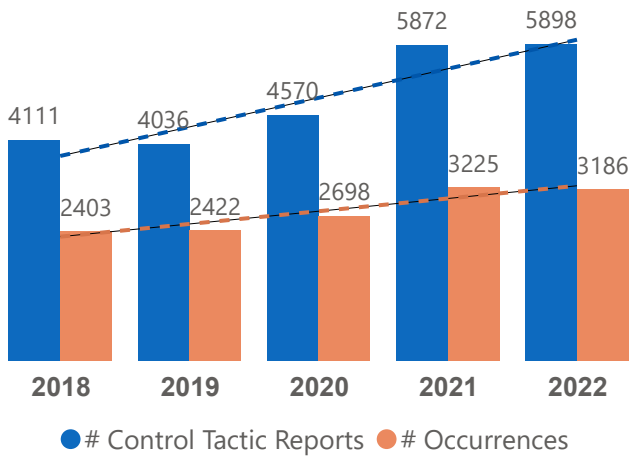
3186

Occurrences with Control Tactics

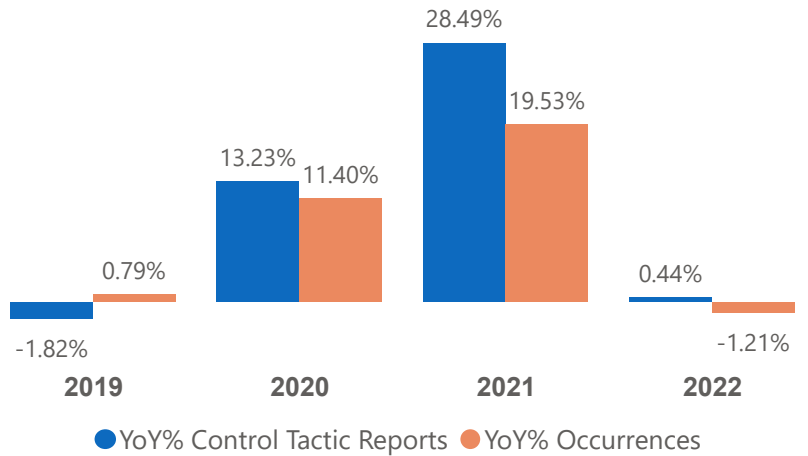
3.2 Control Tactic Reports & Occurrences

All incidents involving force are reported in compliance with Use of Force Guidelines outlined in section OP 9.3 of the Alberta Policing Standards.

OF CONTROL TACTIC REPORTS & OCCURRENCES
2018 - 2022



Year over Year % CHANGE OF CONTROL TACTIC REPORTS & OCCURRENCES 2018 - 2022



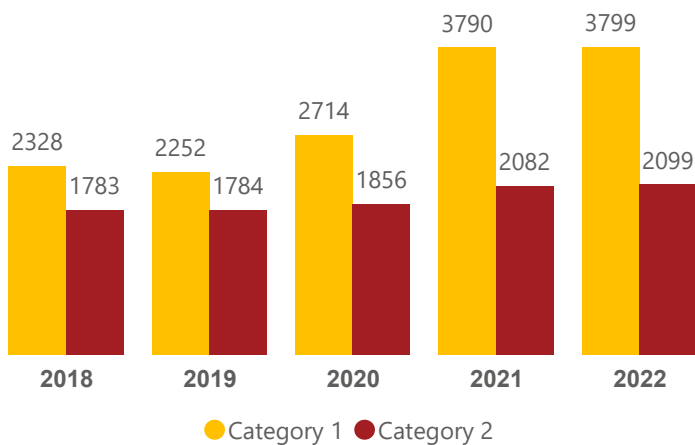
The reason that the number of Control Tactics Reports (CTR) are higher than the number of occurrences is due to the EPS policy requirement for every officer, involved in a use of force, to submit a Control Tactics Report.

3.0 Control Tactic Statistics

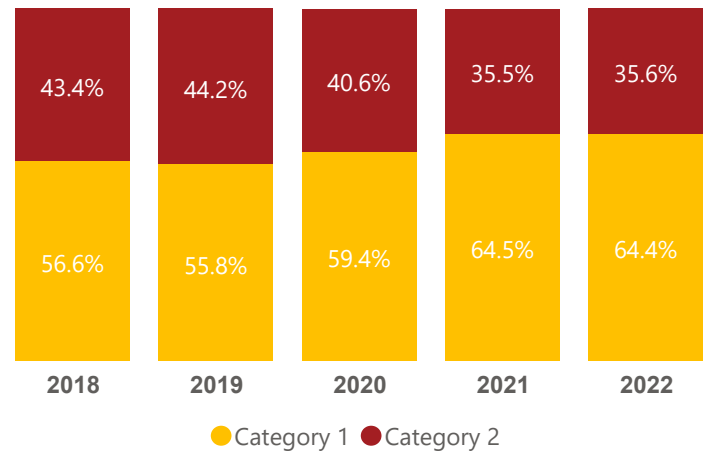
3.3 CTR - Category I & II Use of Force

The Edmonton Police Service has two broad Use of Force categories. Generally, **Category I** reviews involve reportable uses of force of a minor nature and **Category II** reviews are those involving a higher level or those circumstances where a supervisor decides a Category II review may be warranted.

OF CONTROL TACTIC REPORTS BY USE OF FORCE CATEGORY 2018 - 2022



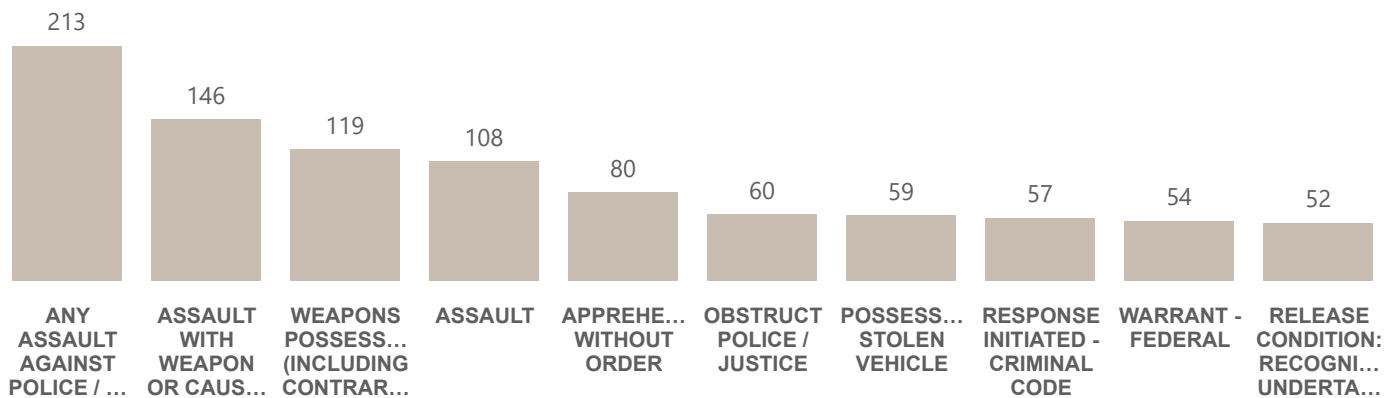
% OF CONTROL TACTIC REPORTS BY USE OF FORCE CATEGORY 2018 - 2022



3.4 Occurrences- Category II

The following chart shows the top 10 types of occurrences for 2022 with the number of times a Category II use of force was used. Occurrence Types of Assault and Weapons are where Category II Type Control Tactics are most frequently deployed.

TOP 10 OCCURRENCE TYPES WITH CATEGORY II USE OF FORCE 2022

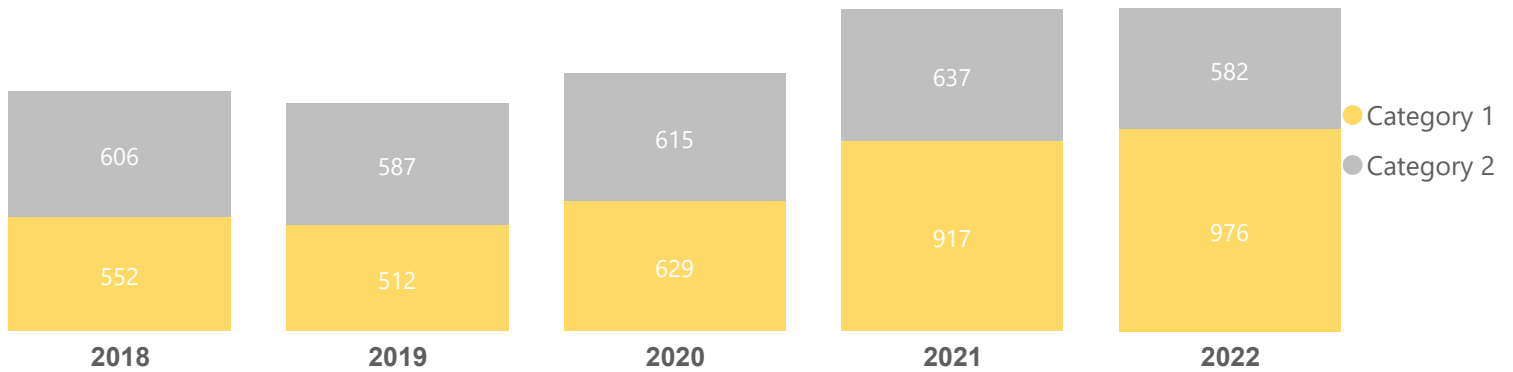


3.0 Control Tactic Statistics

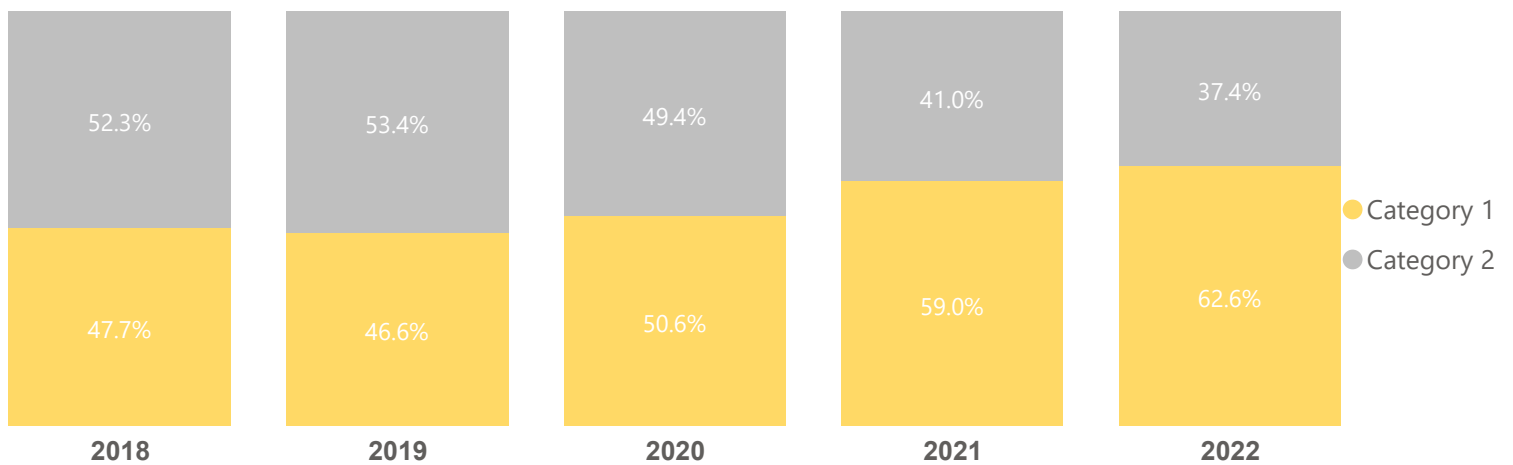
3.5 Control Tactics Reports involving Firearms, Weapons and All Assault Types categorized by Level of Response

The following chart shows the percentage of times category 1 and category 2 type force was employed as a response type to occurrence types involving Firearms, Weapons and Assault.

of Control Tactic Reports with Firearms or Weapons or All Assault Types as Occurrence Type & categorized by Response Level 2018 - 2022



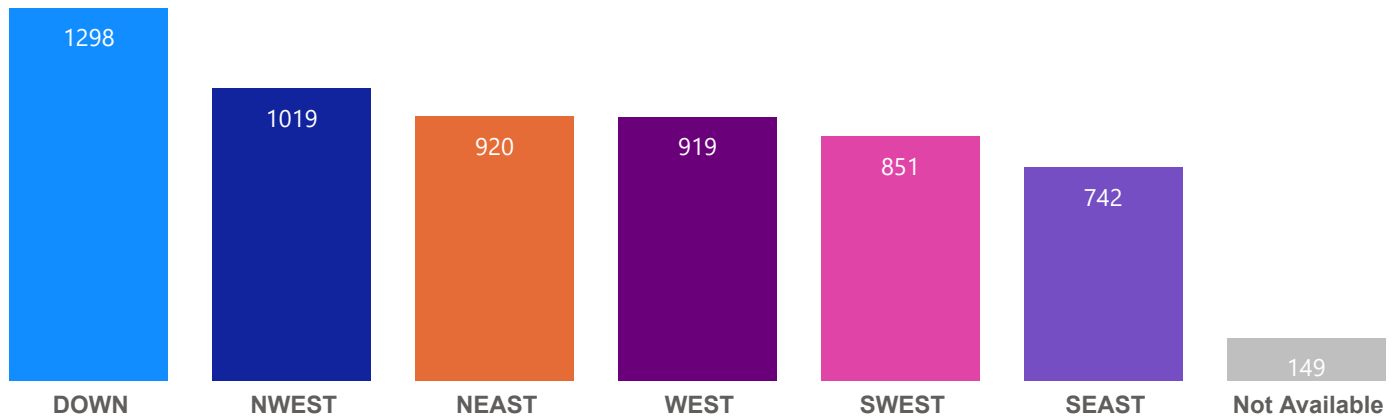
% of Control Tactic Reports with Firearms or Weapons or All Assault Types as Occurrence Type & categorized by Response Level 2018 - 2022



3.0 Control Tactic Statistics

3.6 Current Year Control Tactics Reports (By Division)

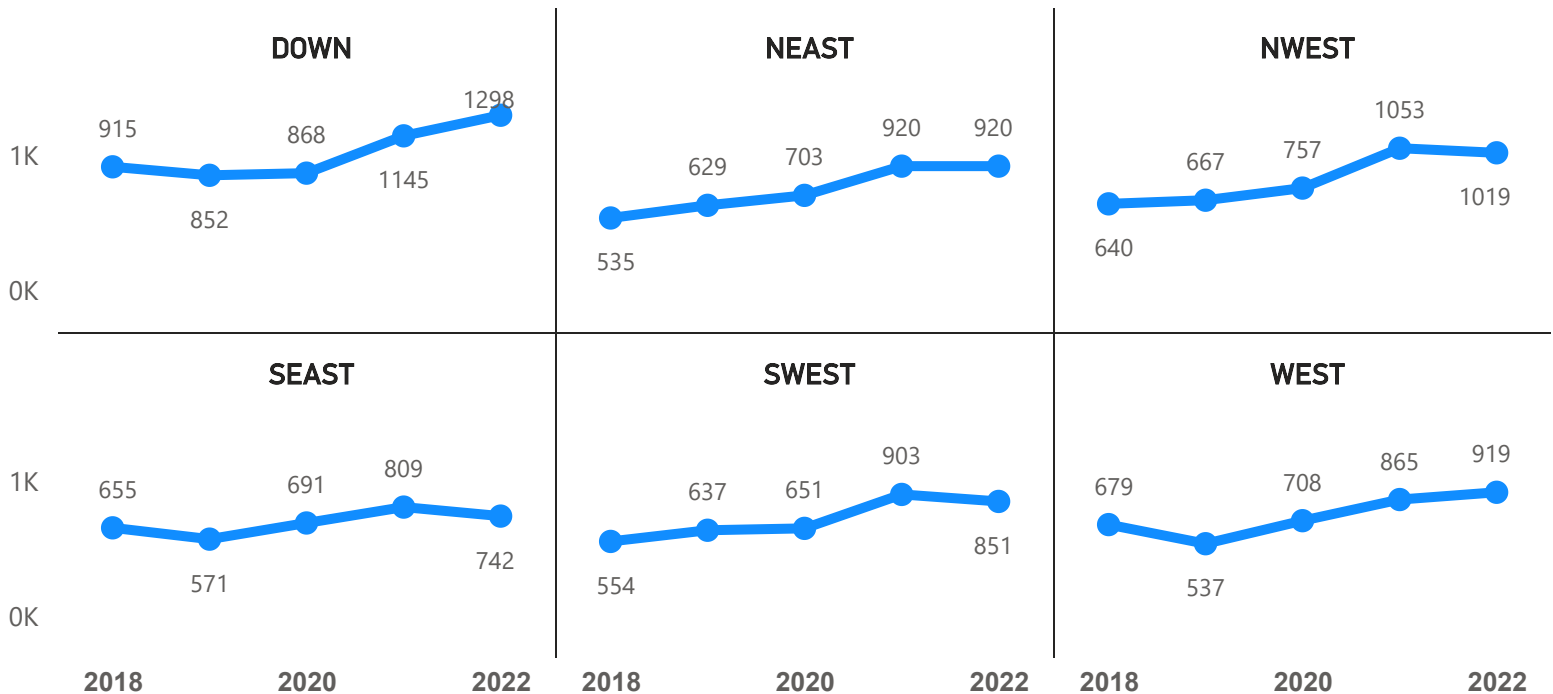
OF CONTROL TACTICS REPORTS WHERE EVENT OCCURRED (BY DIVISION) 2022



3.7 # of Control Tactics Report by Division – Five Year Trend

Not Available represents where the division information is missing, incorrectly entered or not entered.

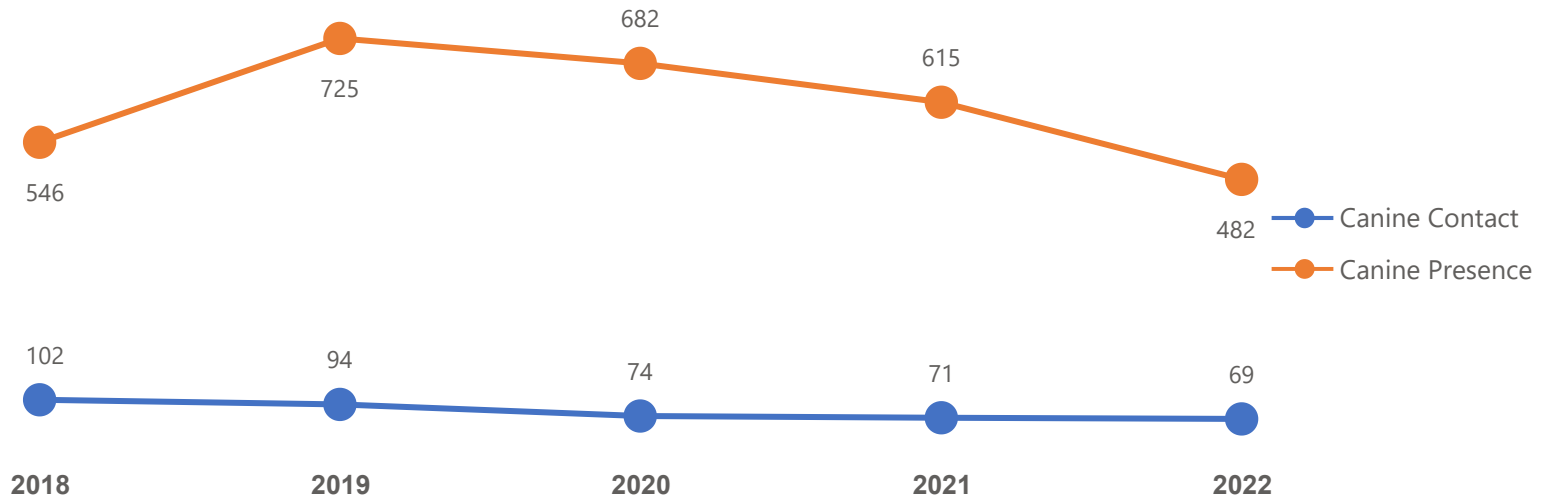
OF CONTROL TACTIC REPORTS WHERE EVENT OCCURRED (BY DIVISION) 2018 - 2022



4.0 Control Tactics by Force Type

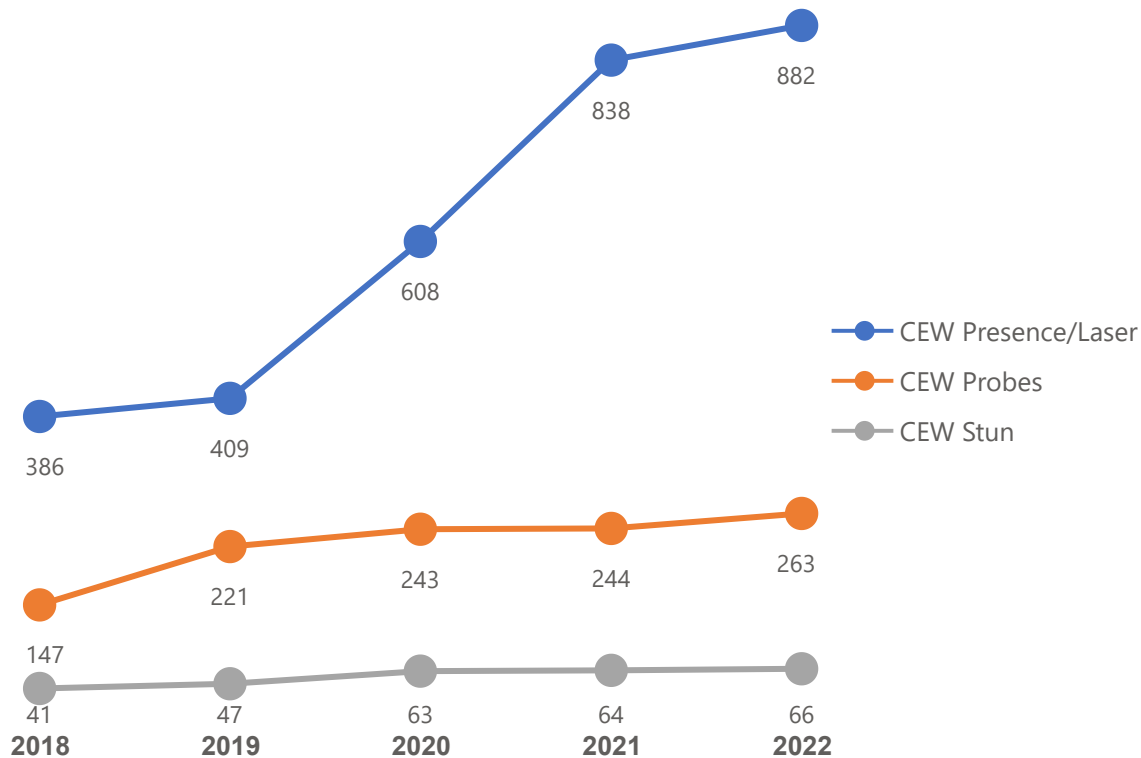
4.1 Canine

OF CONTROL TACTIC REPORTS CANINE 2018 - 2022



4.2 CEW

OF CONTROL TACTIC REPORTS CEW 2018 - 2022



CEW Presence: CEW is drawn from the holster and displayed by way of laser and/or sparking of the weapon (no use of the CEW).

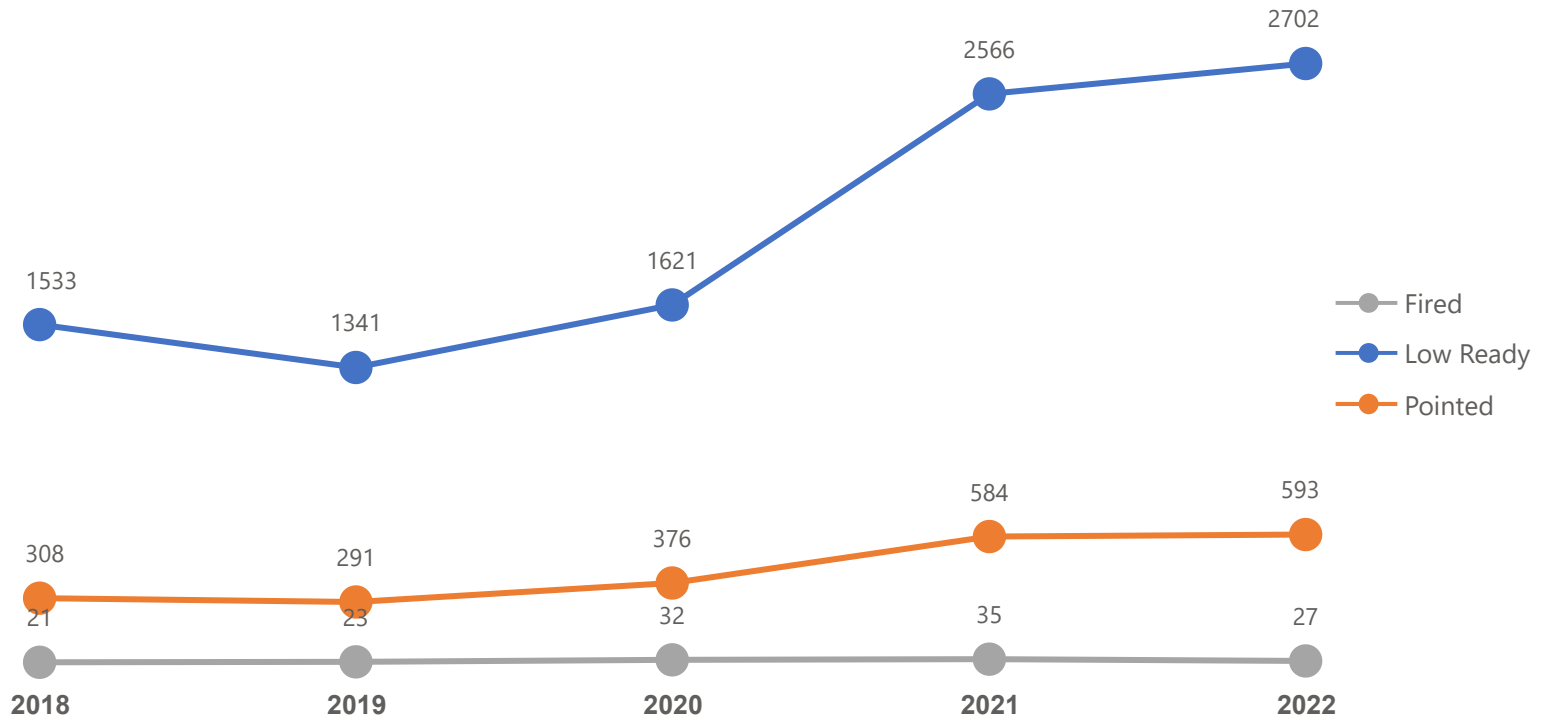
CEW Probe: CEW is drawn and deployed with Probes entering the skin or clothing of the subject (lock-out is the goal and may or may not be achieved depending on the Probe placement).

CEW Stun: CEW is drawn and deployed with the muzzle of the weapon pressed up against the subject's body. The weapon is used as a pain compliance tool only with no lock-out achieved (weapon is sparked only with no Probes deployed).

4.0 Control Tactics by Force Type

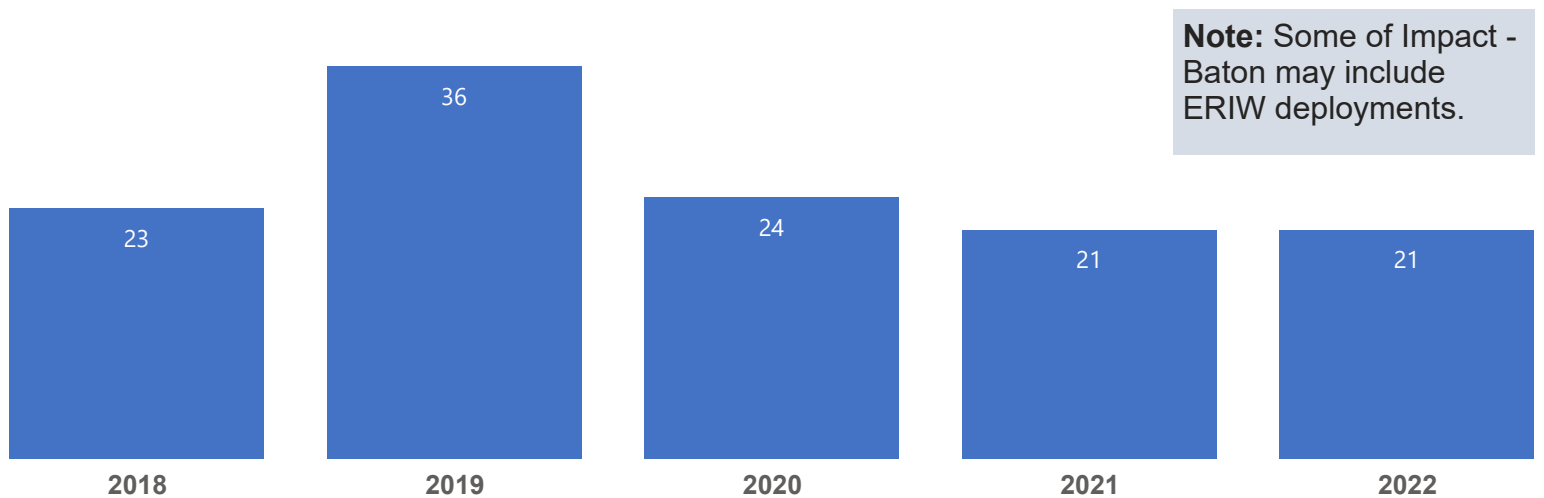
4.3 Firearms

OF CONTROL TACTIC REPORTS FIREARM 2018 - 2022



4.4 Impact - Baton

OF CONTROL TACTIC REPORTS BATON DEPLOYED 2018 - 2022

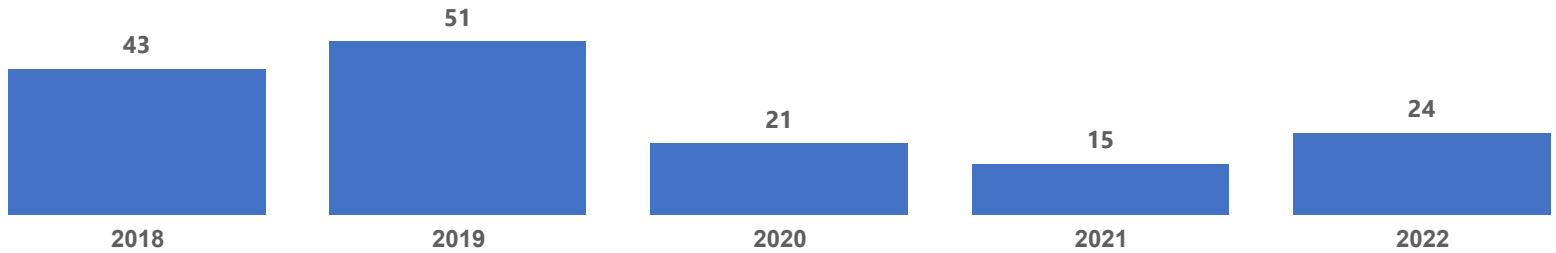


Note: Some of Impact - Baton may include ERIW deployments.

4.0 Control Tactics by Force Type

4.5 OC

OF CONTROL TACTIC REPORTS OC DEPLOYED 2018 - 2022



4.6 Physical

OF CONTROL TACTIC REPORTS PHYSICAL TACTICS 2018 - 2022

Balance Displacement/Takedown



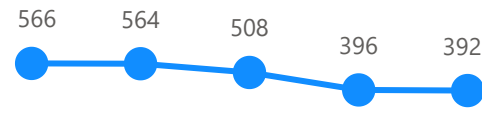
Holding Technique



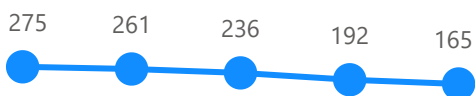
Joint Manipulation



Strike



Stun Technique/Distract



"Stunning" refers to a technique that temporarily distracts a suspect during the attempt of gaining physical control; open hand strike and a knee strike. For the purposes of this report Stuns and Strikes are combined.

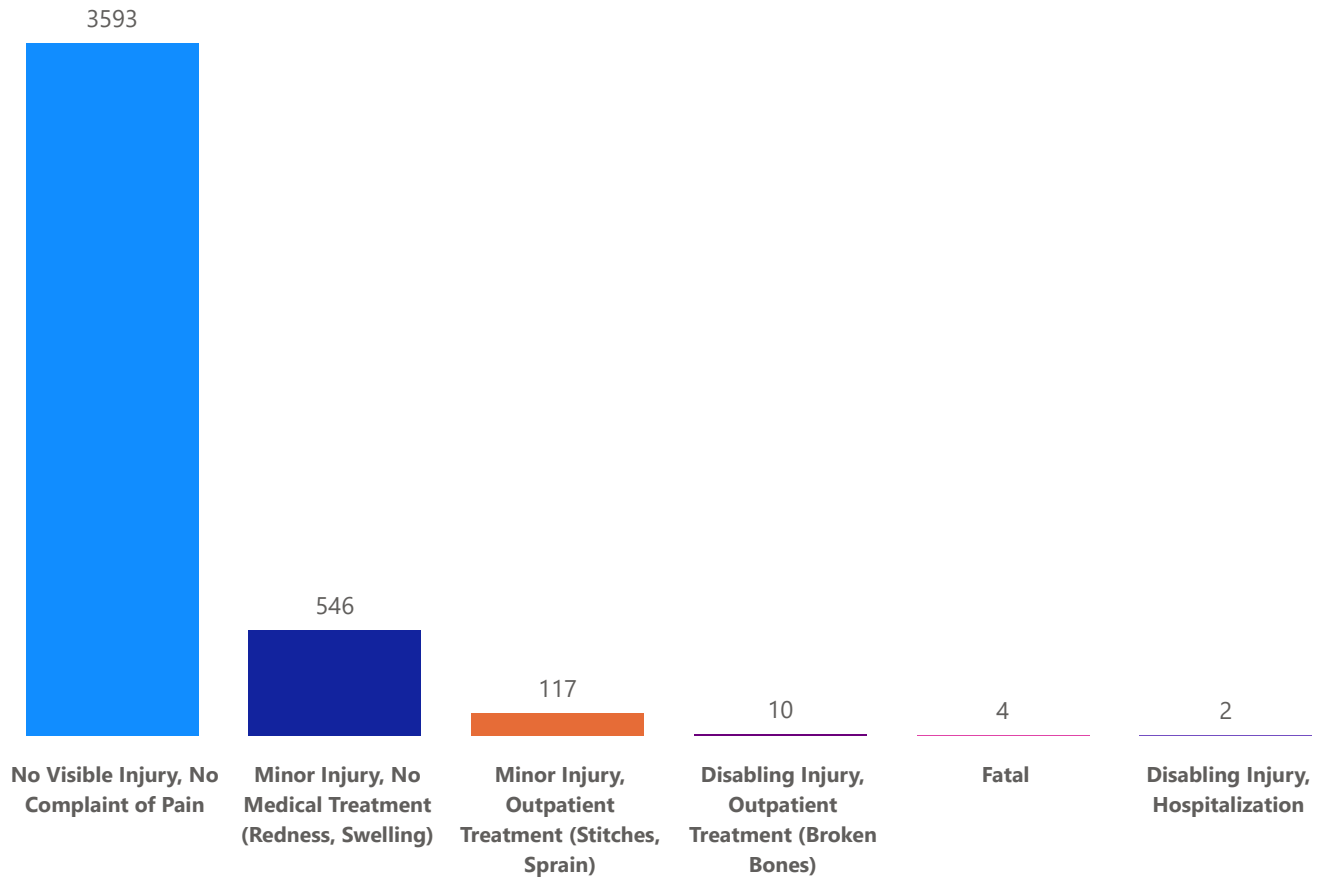
"Strike" refers to the following: punch, kick, elbow, and knee strikes.

Note: Trends from PSB were added to the GDM Training curriculum for the fall segment of 2021, with context and examples provided in relation to strikes - a large number of the complaints submitted to PSB are in relation to strikes. Examples of various control tactics and takedown techniques were also provided as options prior to the use of strikes, when applicable. Secondly, members were informed that several injuries to members occur during the use of strikes.

5.0 Subject Physical Injuries

5.1 Subject Physical Injuries

SUBJECT PHYSICAL INJURIES 2022

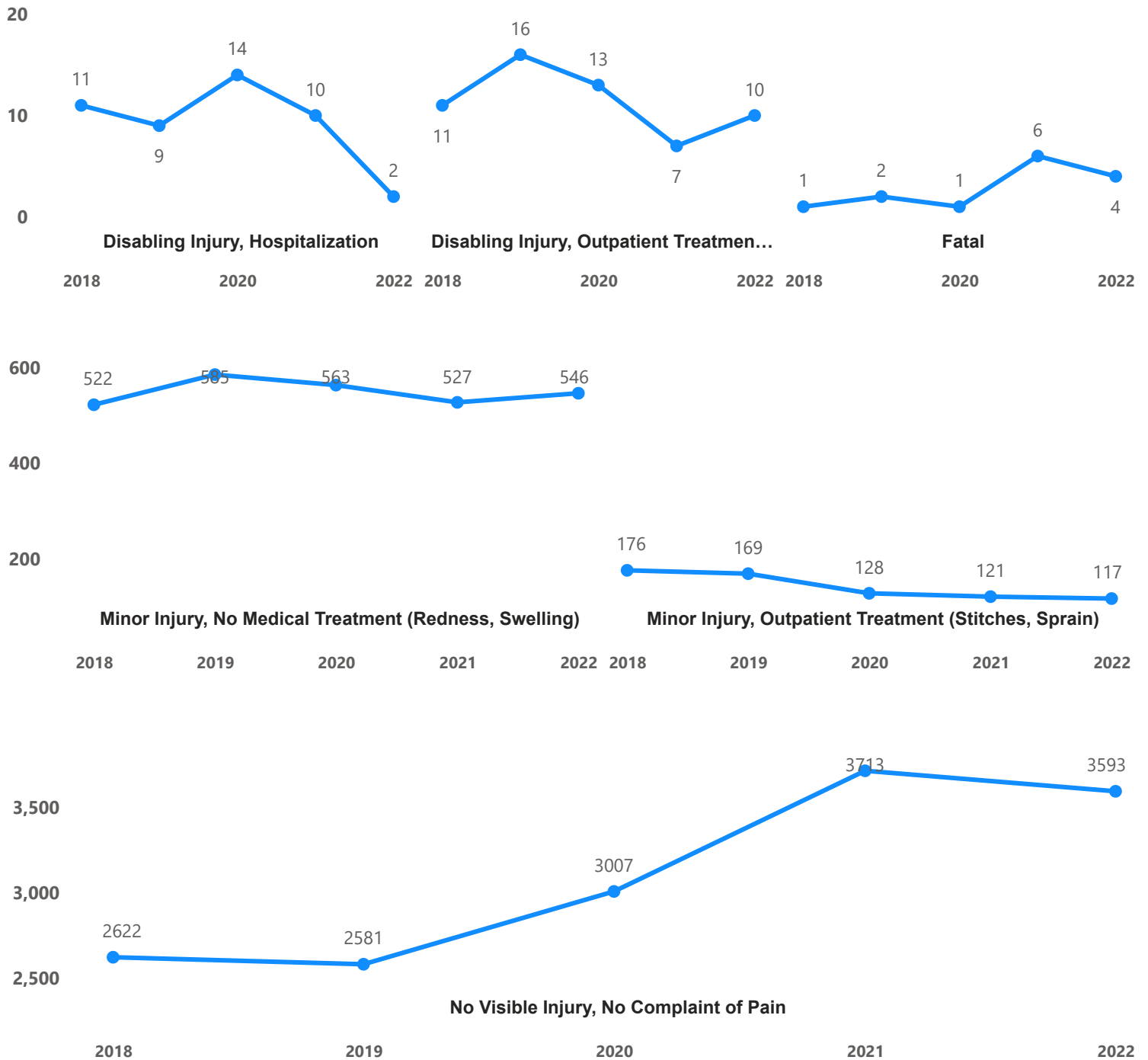


84.1% of Control Tactics resulted in No Injuries.

5.0 Subject Physical Injuries

5.2 Five Year Subject Physical Injuries Trend

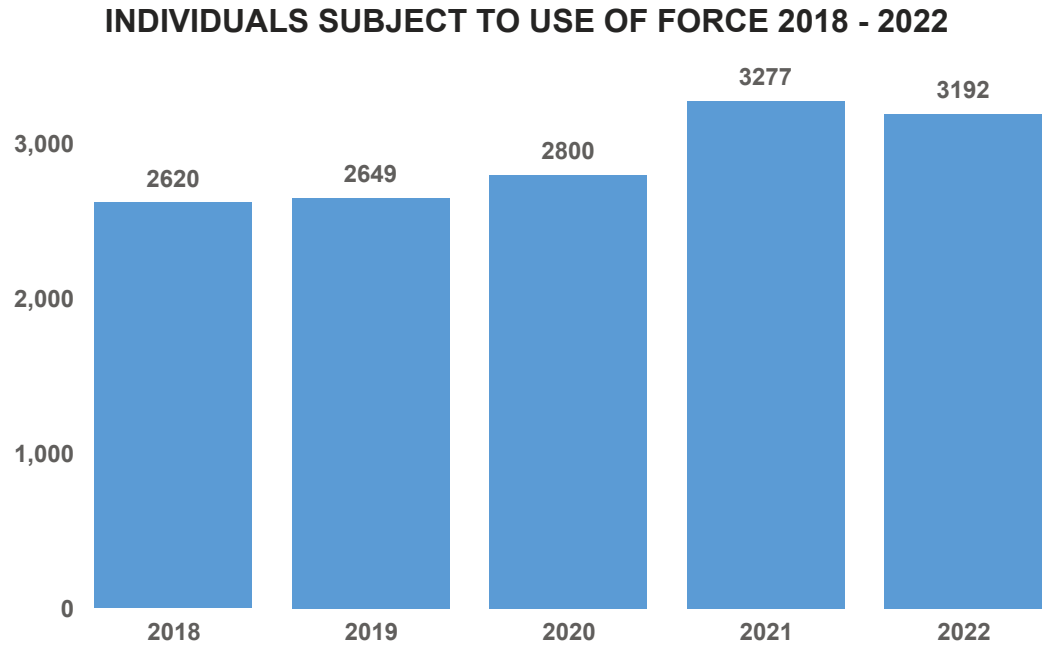
FIVE YEAR SUBJECT PHYSICAL INJURIES 2018 - 2022



5.0 Subject Physical Injuries

5.3 Individuals subject to Control Tactics or Use of Force Action

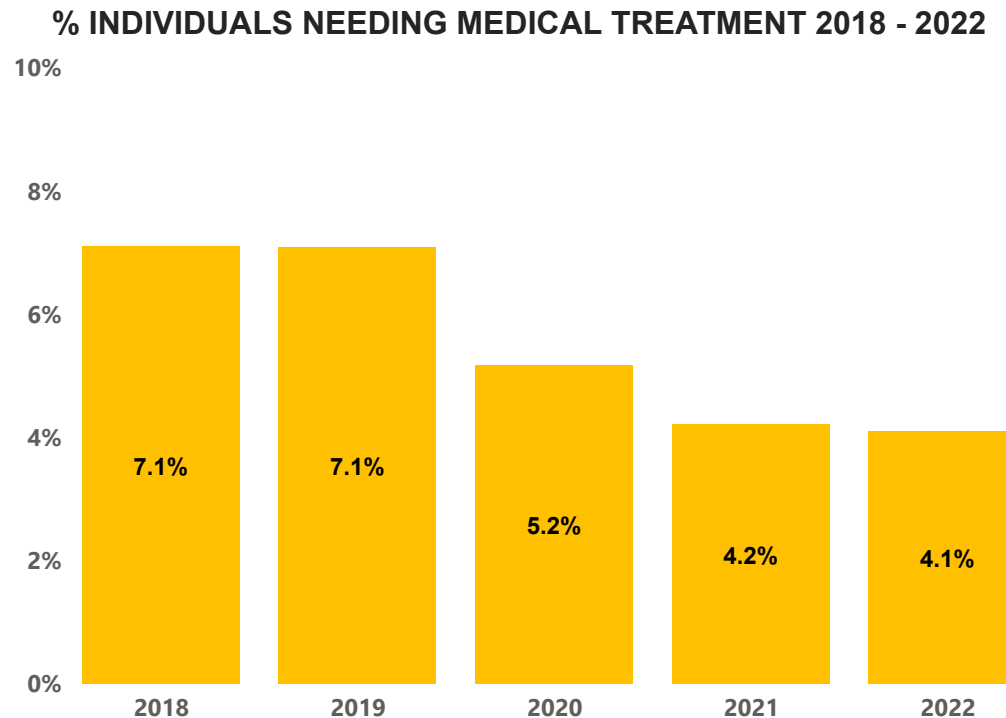
Individuals subject to use of force trended up, resulting in a 21.83% increase between 2018 and 2022.



5.4 % Individuals needing medical treatment

The chart includes injuries of the following nature:

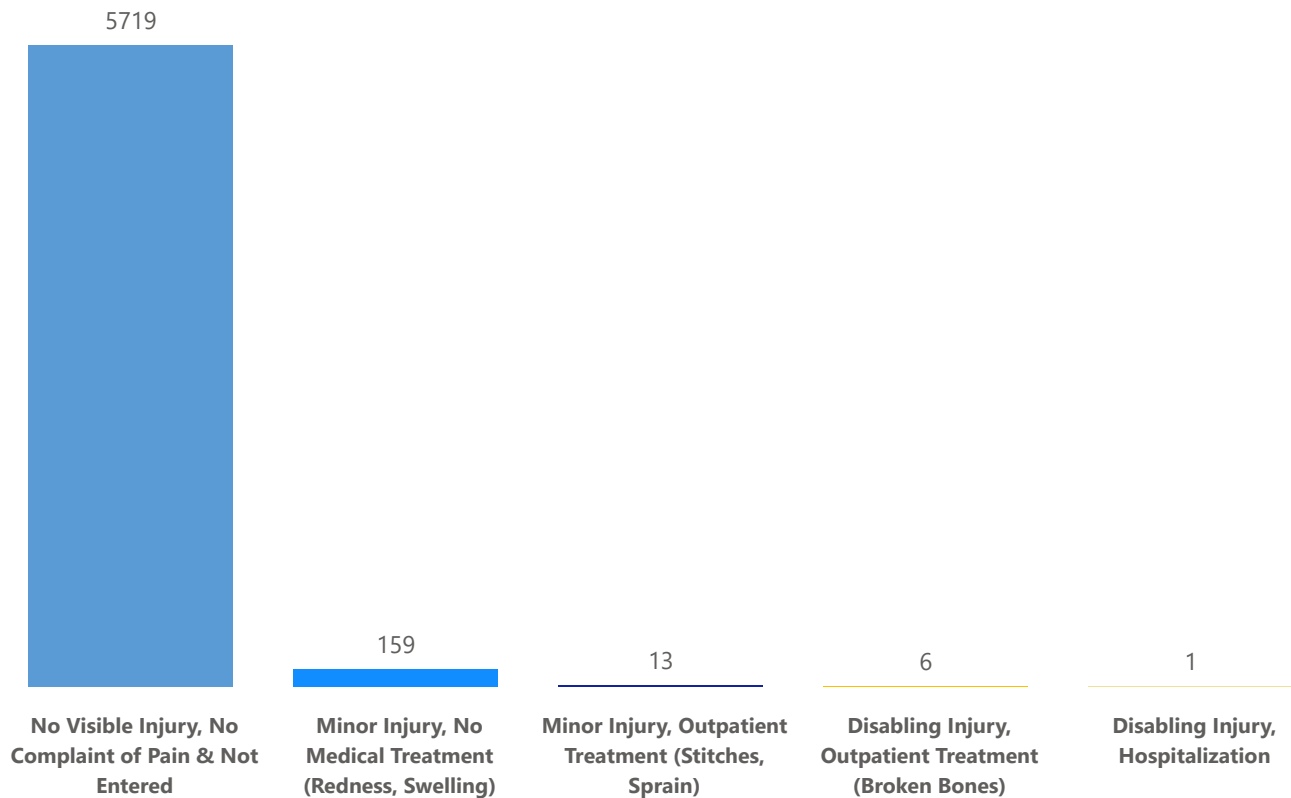
- Minor Injury requiring outpatient treatment
- Disabling Injury requiring outpatient treatment
- Disabling Injury requiring hospitalization
- Fatalities



6.0 Member Physical Injuries

6.1 Member Physical Injuries

MEMBER PHYSICAL INJURIES 2022

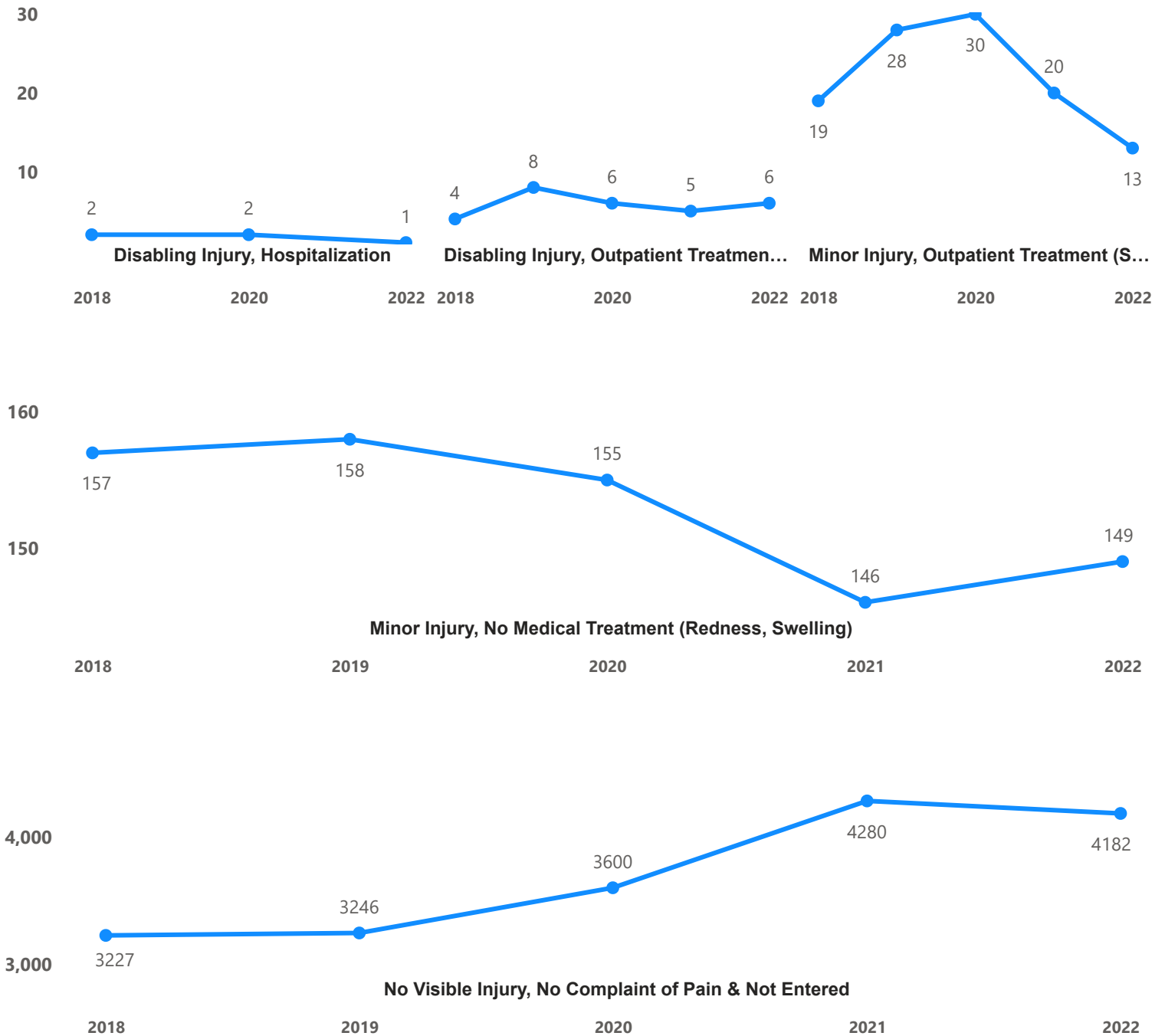


97% of Control Tactics Reports have no reported member injuries.

6.0 Member Physical Injuries

6.2 Five Year Member Physical Injuries Trend

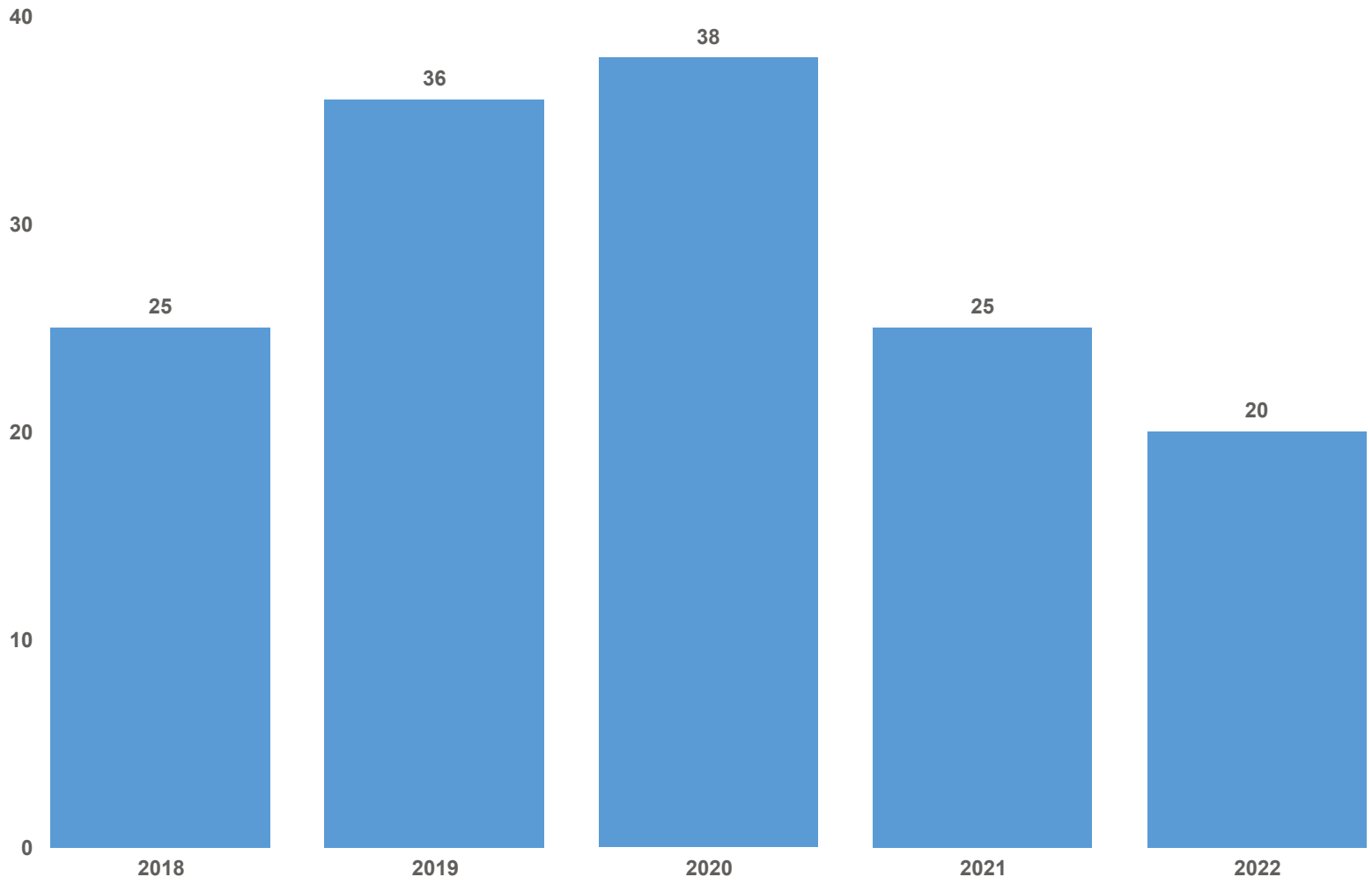
FIVE YEAR MEMBER PHYSICAL INJURIES 2018 - 2022



6.0 Member Physical Injuries

6.3 Members needing medical treatment

MEMBERS REQUIRING MEDICAL TREATMENT DUE TO CONTROL TACTICS OR USE OF FORCE APPLICATION 2018 - 2022



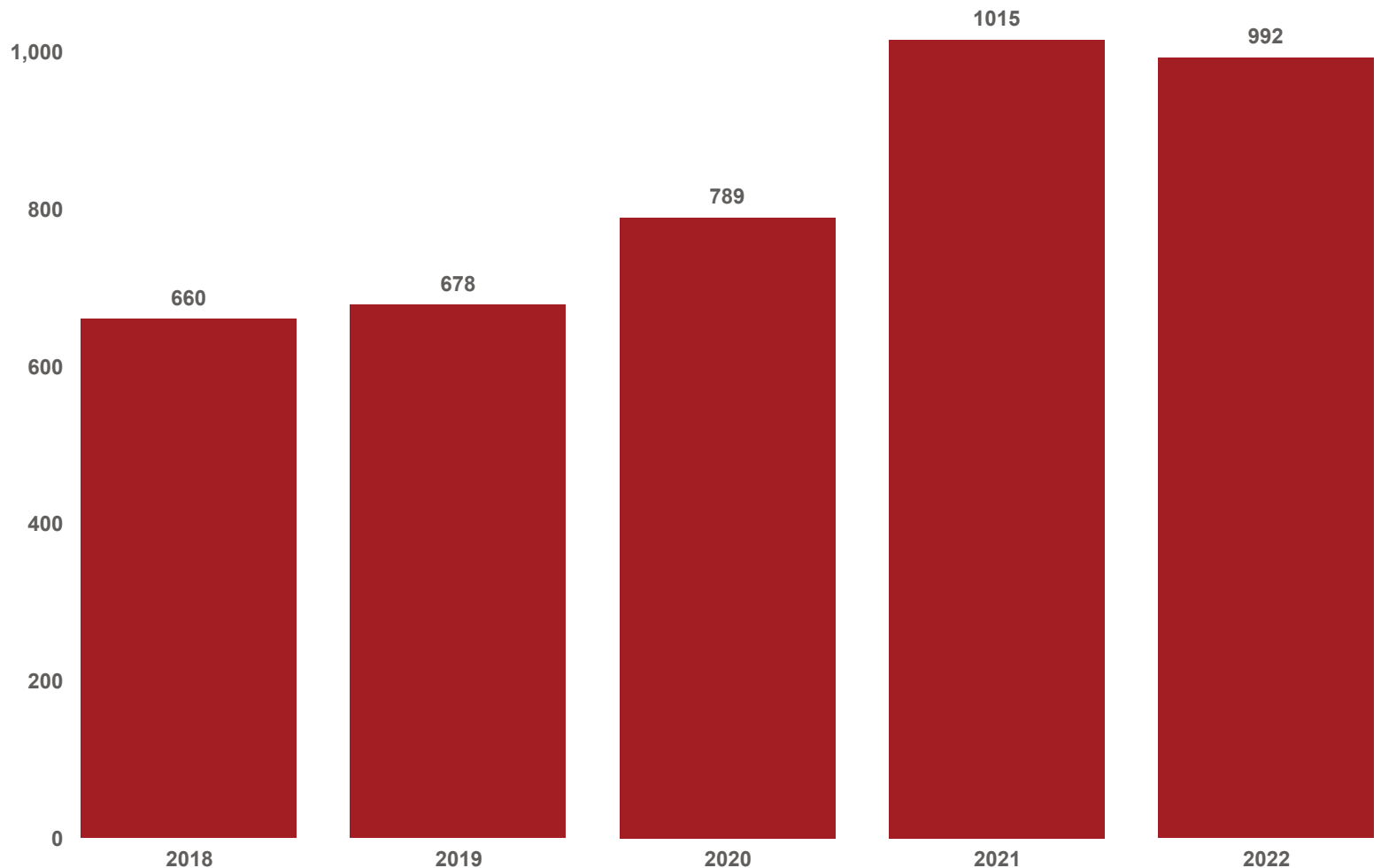
The chart includes injuries of the following nature:

- Minor Injury requiring outpatient treatment
- Disabling Injury requiring outpatient treatment
- Disabling Injury requiring hospitalization

7.0 Mental Health

7.1 # Control Tactics Reports with Mental Health as a Risk Factor

CONTROL TACTICS WITH MENTAL HEALTH AS A RISK FACTOR 2018 - 2022



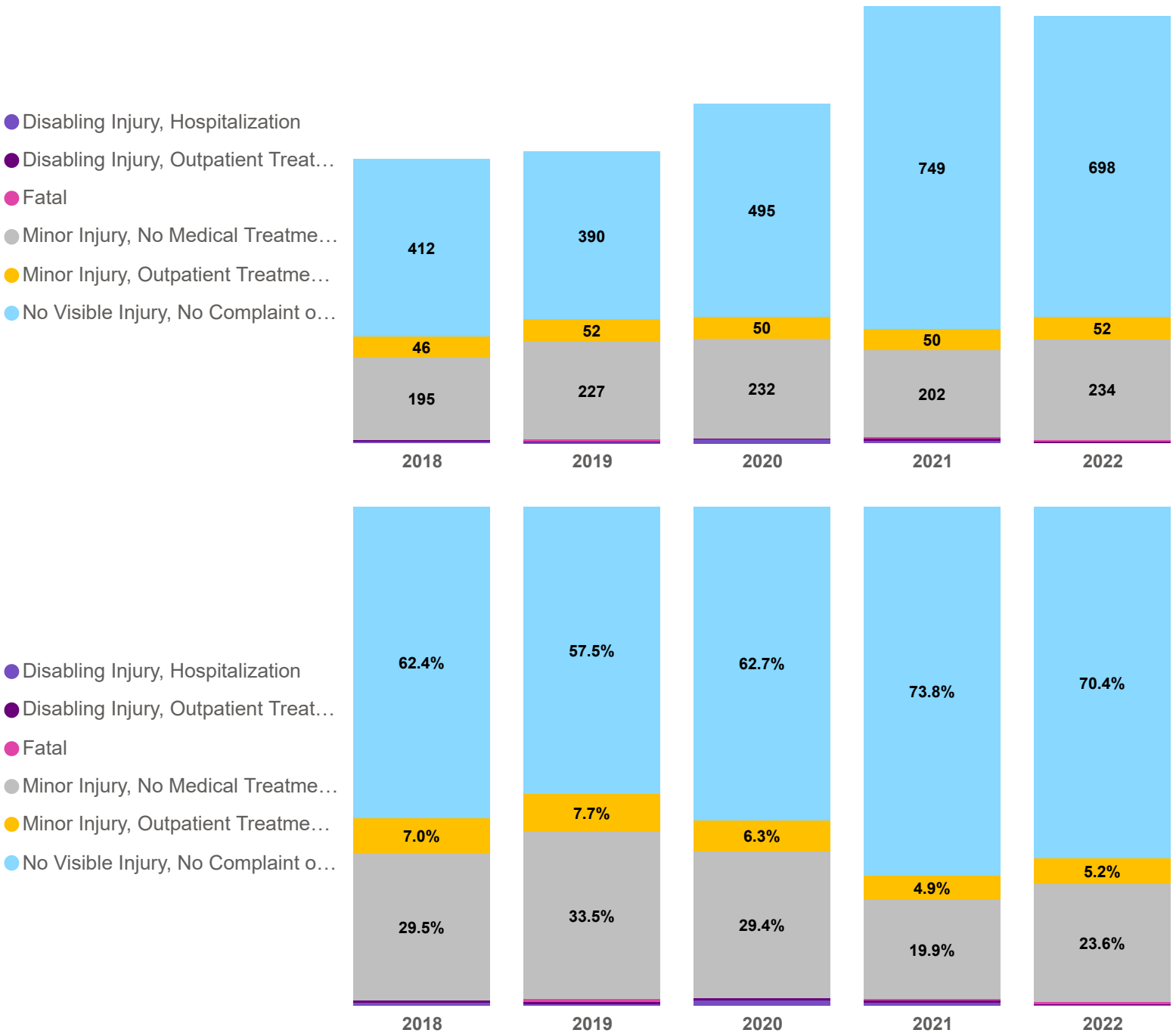
The above chart includes Control Tactics Reports where Mental Health as a Risk Factor was **Perceived (Observed) or Confirmed** by the responding member.

Note: Mental Health as a risk factor also can/will overlap with Drug/Alcohol risk factors.

7.0 Mental Health

7.2 Injury Classification with Mental Health as a Risk Factor

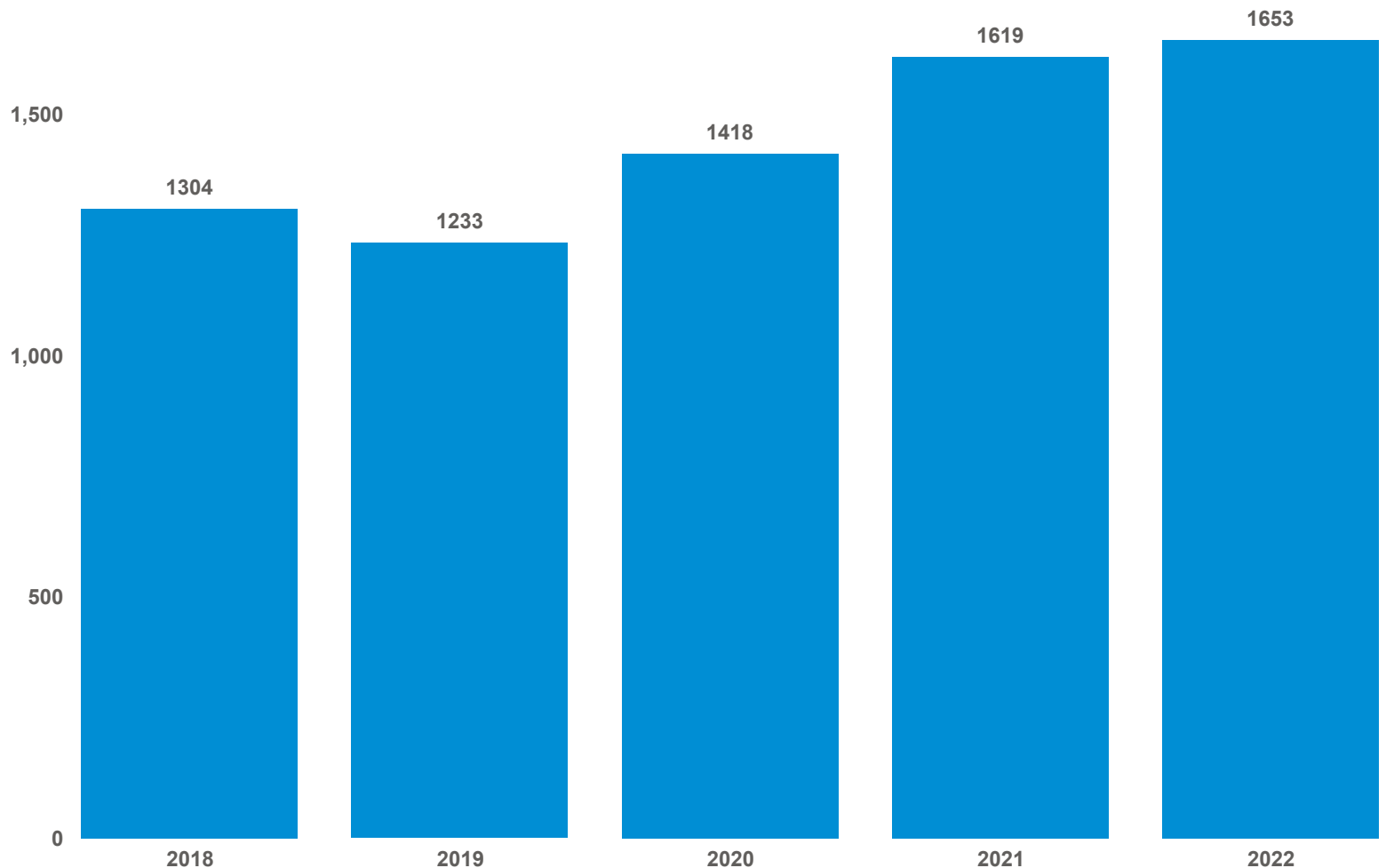
Control Tactics Physical Injury Classification with Mental Health as a Risk Factor 2018 - 2022



8.0 Drug/Alcohol

8.1 # Control Tactics Reports with Drug/Alcohol as a Risk Factor

CONTROL TACTICS WITH DRUG/ALCOHOL AS A RISK FACTOR 2018 - 2022



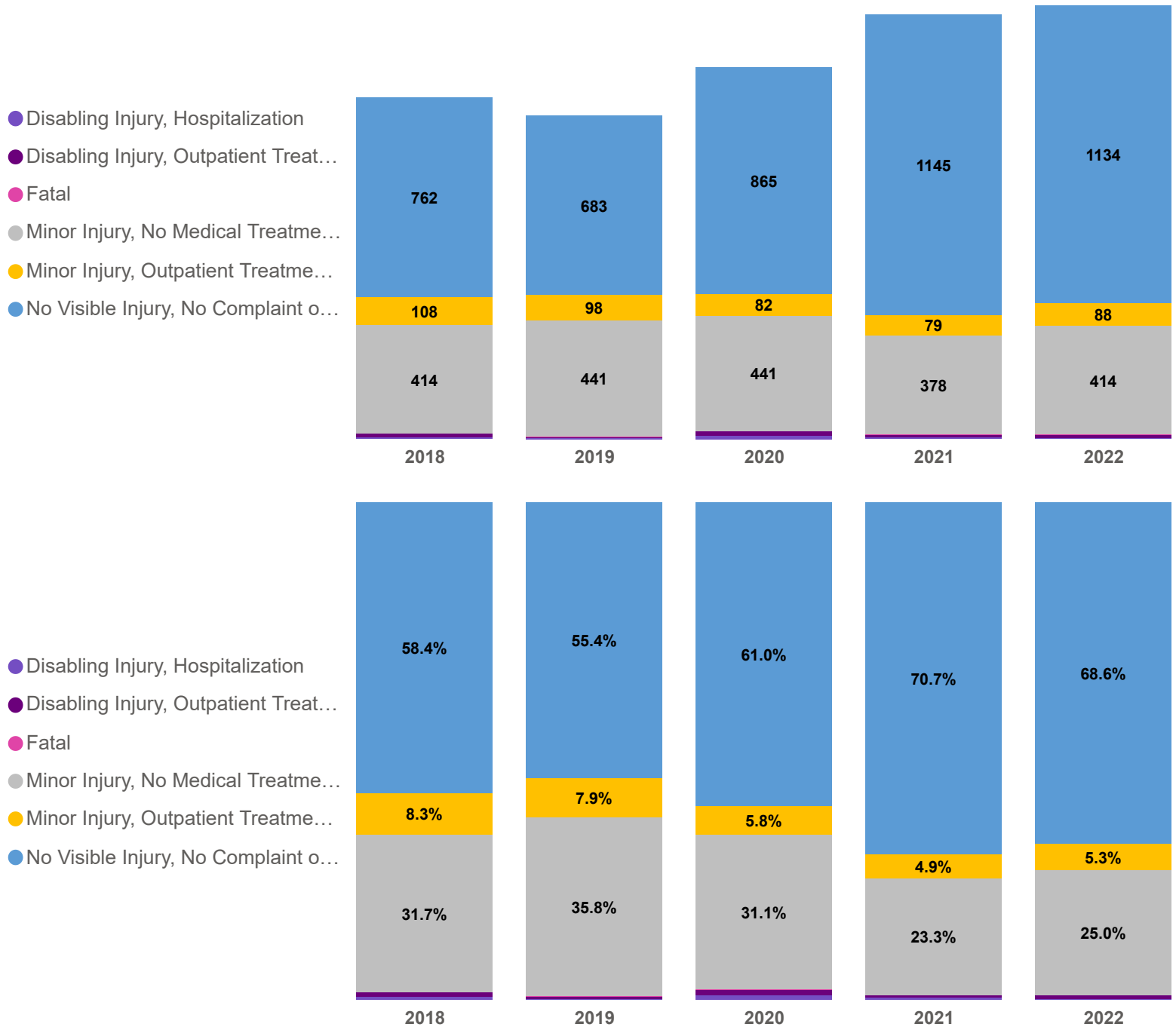
The above chart includes Control Tactics Reports where Mental Health as a Risk Factor was **Perceived (Observed) or Confirmed** by the responding member.

Note: Mental Health as a risk factor also can/will overlap with Drug/Alcohol risk factors.

8.0 Drug/Alcohol

8.2 Injury Classification with Drug/Alcohol as a Risk Factor

Control Tactics Physical Injury Classification with Drug/Alcohol as a Risk Factor 2018 - 2022



CONTROL TACTICS STATISTICS JAN-DEC 2022

Presented for Information to the
Edmonton Police Commission

**Inspector Brian SINCLAIR &
Staff Sergeant Joe TASSONE**

Core Training Section
Edmonton Police Service



Agenda

1. Report Process

- *Overview of reporting process.*
-

2. Use of Force Statistics

- *Force statistics compared to 2021 and 2022.*
-

3. Category I & II Occurrences

- *Comparative analysis of Category I and II Occurrences.*
-

4. Category I & II Control Tactic Reports

- *Comparative analysis of Category I and II Control Tactic Reports.*
-





ACKNOWLEDGEMENT


All incidents involving force are reported in compliance with Use of Force Guidelines outlined in section OP 9.3 of the Alberta Policing Standards.



REPORT PROCESS

Statistics are collected for the reporting period of January to December 2022.

EPS OCCURRENCES JANUARY TO DECEMBER 2022



LEGEND



Total Occurrences



Total Occurrences with Control Tactics (0.67%)

USE OF FORCE STATISTICS


The reason that the number of Control Tactic Reports are higher than the number of Occurrences is due to the EPS policy requirement for every officer involved in a use of force to submit a Control Tactic Report.



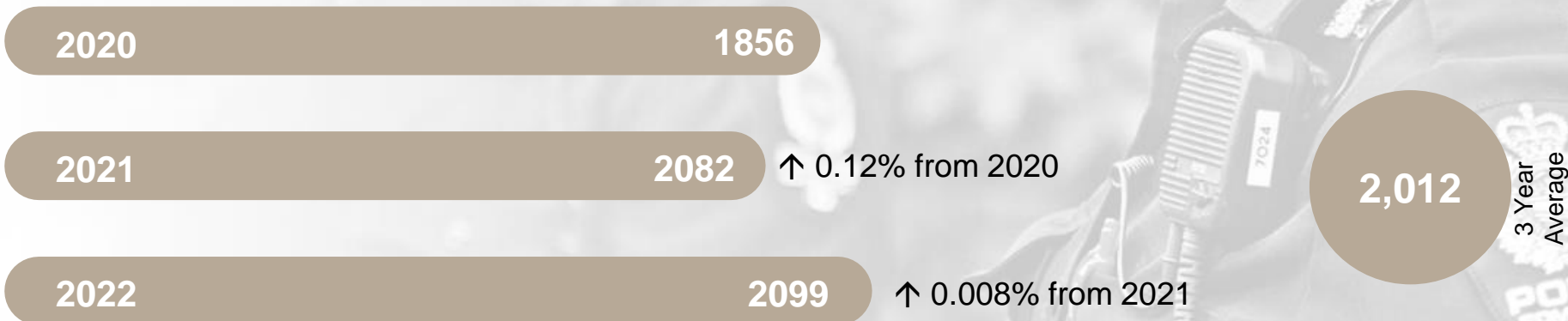
CATEGORY I & II CONTROL TACTIC REPORTS

Category I reviews involve reportable uses of force of a minor nature. Category II reviews involve a higher level of force or a circumstance where a supervisor determines a Category II review is warranted.

CATEGORY I



CATEGORY II



QUESTIONS?

Core Training Section
Edmonton Police Service

