



EDMONTON POLICE SERVICE

REPORT TO THE EDMONTON POLICE COMMISSION

DATE: 2022 Jan 31

SUBJECT: Edmonton Police Service Control Tactics Statistics
2021 January – December Report

RECOMMENDATION:

That this report be received for information.

INTRODUCTION:

The Edmonton Police Service (EPS) submits two reports annually to the Edmonton Police Commission that outline all instances of reported use of force. One report provides a statistical summary of use of force events that occurred during the first half of the year and the second report provides a statistical summary of the entire year.

The information contained in this report was generated using statistical data captured from electronic Control Tactics Reports for occurrences with reported dates between 2021 Jan 01 and 2021 Dec 31. This report will also include a comparison of the current use of force data with previous data.

EPS Critical Operational Risk and Ethical (CORE) Evaluation Initiative

Canadian Police Services may very well be facing one of our greatest challenges as we all have witnessed the sentiments of public opinion advancing unfavorably throughout North America in the question and debate on the legitimacy of Police and our role in our communities. The year 2020 was certainly a year of perspective in this regard. It was also a year of opportunity and poses an important question that should be asked, and was.

What have we done since?

In early 2021, the EPS Chief's Committee approved the CORE Evaluation Initiative. The purpose and objective were to, "Maintain Community Trust and Acceptance through innovative leadership, accountability, and managed performance, driven by Ethical Evaluation of identified Critical Operational Risk." This initiative was presented to the Edmonton Police Commission (EPC) in the spring of 2021.

During the course of the 2021, CORE Training Section provided the EPS membership with on-going comprehensive training relative to use of force accountability. The training objectives emphasized:

1. Completeness of the information in use of force report's and events (Control Tactics reports);
2. Examine each event for consistent information, plain language articulation for the legal basis for the Police action and to ensure information in the reports are authentic or correct;
3. A review to determine if the Police action was appropriate, legal, and in conformance with Service policy and procedure; and,
4. Evaluate the supervisory (Chain of Command) oversight of the event and any post-incident review.

Note: The CORE Evaluation Initiative and subsequent training to ensure accountability and managed performance is likely a driving factor in the increase of Control Tactics Reports that will be discussed within this report.

BACKGROUND:

The EPS captures use of force data through its electronic Control Tactics Reports. Control Tactics Reports are submitted after a police officer utilizes force where one or more of the following circumstances are present:

1. Injury resulting to any person;
2. Force used was higher than empty hand (soft) control, which is used for cooperative handcuffing;
3. Use of control tactics such as stunning techniques, direct mechanical techniques, chemical agents (O.C. spray), conducted energy weapon (CEW), control instruments, impact weapons, special impact munitions;
4. Firearm was drawn, displayed or pointed;
5. In the opinion of the investigating member and/or supervisor, unusual circumstances exist that necessitate the submission of the report.

COMMENTS/DISCUSSION:

There were 3179 control tactics occurrences in 2021, 18.9% higher than 2020. There were 5772 control tactics forms submitted in 2021 as compared to 4546 in 2020, an increase of 27.0%.

The reason that the number of Control Tactics Reports (in the chart below) are higher than the number of occurrences is due to the EPS policy requirement for every officer, involved in a use of force, to submit a Control Tactics Report.

Jan - Dec	2019	2020	2021	Three Year Average	Change 2020-2021
Occurrences	2411	2674	3179	2755	18.9%
Control Tactics Reports	4023	4546	5772	4780	27.0%

The Edmonton Police Service has two broad Use of Force categories. Generally, Category I reviews involve reportable uses of force of a minor nature and Category II reviews are those involving a higher level, or those circumstances where a supervisor decides a Category II review may be warranted.

Note: The data from incidents that require a 46.1 notification to the Director of Law Enforcement, which get assigned to the Alberta Serious Incident Response Team (ASIRT), do not form part of this report.

Comparative Analysis of Category I and Category II Occurrences

Occurrences	2019	2020	2021	Three Year Average	Change 2020-2021
Category I	1356	1632	2101	1696.	28.7%
Category II	1055	1042	1078	1058.	3.5%
Category II %	43.8%	39.0%	33.9%	38.9%	-13.0%

Comparative Analysis of Category I and Category II Control Tactics Reports

Control Tactics Reports	2019	2020	2021	Three Year Average	Change 2020-2021
Category I	2107	2565	3740	2804	45.8%
Category II	1916	1981	2032	1976	2.6%
Category II %	47.6%	43.6%	35.2%	41.3%	-17.3%

The two previous tables show that the majority of Occurrences are Category I occurrences which consist of displays of force, (CEW Presence or Firearms Low Ready) and the lowest levels of hands on control such as holding/escort positions and joint locks. They also show that 64.8% of Control Tactics Reports in 2021 did not rise above the threshold for a Category I review.

A very important consideration for perspective is that the EPS created a total of 377,049 events in 2021 which resulted in some form of community interaction. Of those events, 231,718 included a police file or report of which 3,179 resulted in a reportable Control Tactics or Use of Force action.

The ratio of control tactics/use of force occurrences to events was 0.84%.

CONCLUSION:

In early December 2020, CORE Training Section (formally Training Section) initiated an assessment and review of the ROR and use of force training program for both Recruit and in-Service members. The purpose of the review was to ensure that the standards for the program were highly defensible and support the overall development of core skills to mitigate risk when engaging critical operational events.

The objective was to ensure that the EPS ROR training program provides our members the core skills and ability to achieve the highest professional and ethical standards and to support and maintain community trust. As previously stated, the CORE training program must embrace an organizational philosophy that is not only conceptually and theoretically sound but supports operationally the way of doing business with the highest of ethical standards and conduct.

This initiative is a risk mitigation framework and process to support leadership and growth of individuals and teams and to maintain Community Trust through a defensible and comprehensive program that provides appropriate oversight and review of critical operational risk events.

The CORE Evaluation and ROR Initiative establishes a means of governance and a systematic and disciplined approach to evaluate and improve the effectiveness of Critical Operational Risk and to ensure Ethical Evaluation. This initiative strongly supports pre-incident preparation of anticipated Operational Risk, emphasizes post incident review to address performance management and preventative actions, and to establish timely and effective recommendations moving forward.

ADDITIONAL INFORMATION ATTACHED:

This report contains the following attachments:

- Attachment 1 - Comparison of the various control tactics that were utilized (2020 vs. 2021);
- Attachment 2 - Table depicting the ascending order of the control tactics utilized in 2021;
- Attachment 3 - A monthly comparison of Control Tactics Report occurrences and reports in 2021;
- Attachment 4 - A monthly comparison depicting the geographical location of the various control tactics occurrences. This is a comparison of the geographical location of the use of force and is not a reflection of the use of force by individual Divisions, Sections, Units, etc;
- Attachment 5 - A quarterly comparison of the of the control tactics utilized over the last 4 years
- Attachment 6 - PowerPoint Presentation.

Written by: S/Sgt David DeMarco
CORE Training Section

David DeMarco

Larry Snidal
CSI Squad 5

Reviewed By: A/ Inspector David Goodkey
Police Training Branch

Reviewed By: A/ Superintendent Trevor Hermanutz
Human Resources Division

T. Hermanutz

Approved By: Deputy Chief Alan Murphy
Corporate Services Bureau

Am

[Signature]

Chief of Police: Dale McFee

Date: Feb 7, 22



2021 Control Tactics

# Occurrences (Control Tactics)		Q1	Q2	Q3	Q4	Totals
Canine Contact	2020	25	16	13	16	70
	2021	17	18	20	16	71
	Change	-8	2	7	0	1
	% Change	-32.0%	12.5%	53.8%	0.0%	1.4%
Canine Presence	2020	137	115	136	110	498
	2021	129	101	101	117	448
	Change	-8	-14	-35	7	-50
	% Change	-5.8%	-12.2%	-25.7%	6.4%	-10.0%
CEW Presence/Laser	2020	112	154	138	139	543
	2021	131	194	224	188	737
	Change	19	40	86	49	194
	% Change	17.0%	26.0%	62.3%	35.3%	35.7%
CEW Probes	2020	53	67	51	49	220
	2021	40	53	56	58	207
	Change	-13	-14	5	9	-13
	% Change	-24.5%	-20.9%	9.8%	18.4%	-5.9%
CEW Stun	2020	19	20	12	10	61
	2021	15	19	12	15	61
	Change	-4	-1	0	5	0
	% Change	-21.1%	-5.0%	0.0%	50.0%	0.0%
Firearm, Low Ready	2020	232	259	280	270	1,041
	2021	301	343	405	347	1,396
	Change	69	84	125	77	355
	% Change	29.7%	32.4%	44.6%	28.5%	34.1%
Firearm, Pointed	2020	62	53	74	53	242
	2021	69	82	108	78	337
	Change	7	29	34	25	95
	% Change	11.3%	54.7%	45.9%	47.2%	39.3%
Baton	2020	8	3	4	7	22
	2021	5	3	5	5	18
	Change	-3	0	1	-2	-4
	% Change	-37.5%	0.0%	25.0%	-28.6%	-18.2%



Control Tactics Reports Control Tactics Occurrences January - December 2021

Report Source:
EPS Master
Run By: Larry Snidal

Geographic Division: City Wide District: All Districts

Report Type: Person and Tactical Entry Team

Based on Occurrence Reported Date

Information as at Date:
30 Jan 2022 23:59

# Occurrences	January	February	March	April	May	June	July	August	September	October	November	December	Total
OC, OC Deployed		2		1	2				2	1	2	5	15
Impact, Baton Deployed	3		2	2	1			4	1	2	2	1	18
CEW, CEW Stun	4	3	8	7	7	5	6	2	4	3	1	11	61
Canine, Canine Contact	6	2	9	7	4	7	3	6	11	5	3	8	71
Physical, Stun Technique/Distracton	15	11	14	17	17	13	14	20	18	15	8	13	175
CEW, CEW Probes	12	12	16	18	18	17	20	15	21	21	17	20	207
Physical, Joint Manipulation	22	22	27	24	35	15	28	25	32	24	24	25	303
Physical, Strike	24	19	25	31	29	29	24	29	33	27	21	22	313
Firearm, Pointed	24	23	22	25	26	31	32	36	40	33	19	26	337
Canine, Canine Presence	53	29	47	36	38	27	22	35	44	39	40	40	450
Physical, Balance Displacement/Takedown	52	36	54	62	59	59	70	61	67	63	59	59	701
Physical, Holding Technique	52	45	53	60	65	55	71	70	76	65	54	64	730
CEW, CEW Presence/Laser	41	31	59	53	72	69	67	76	81	69	56	63	737
Firearm, Low Ready	89	95	117	107	116	120	129	146	131	126	113	110	1,399
Physical, Communication	197	167	214	202	237	208	245	244	262	238	201	216	2,631
Physical, Officer Presence	198	167	219	207	245	223	247	248	274	255	215	222	2,720

Filters Used: Report Type = Person and Tactical Entry Team

Report #: CTR-1 Control Tactics

Report Generated Date: 2022-01-31 11:35 AM

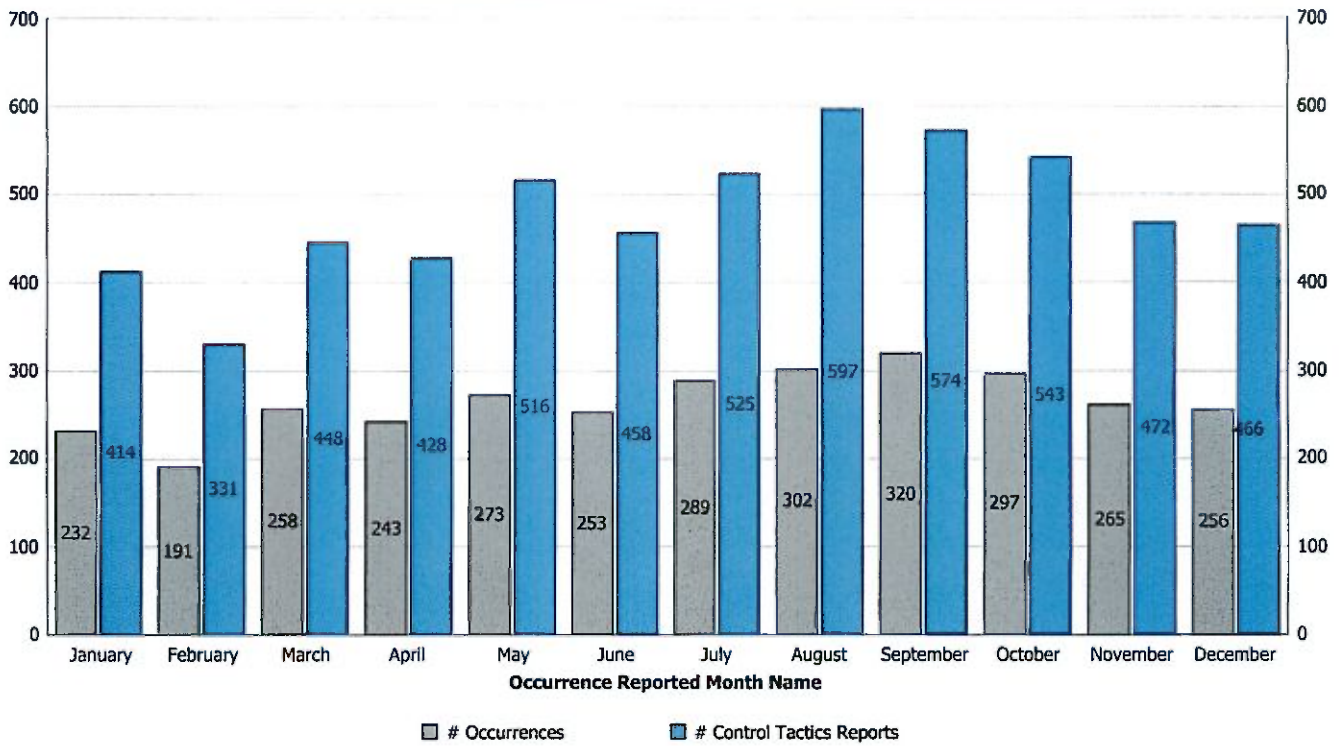


Control Tactics Reports Control Tactics Occurrences January - December 2021

Report Source:
EPS Master
Run By: Larry Snidal

Geographic Division: City Wide District: All Districts
Report Type: Person and Tactical Entry Team
Based on Occurrence Reported Date

Information as at Date:
30 Jan 2022 23:59



# Occurrences	January	February	March	April	May	June	July	August	September	October	November	December	Total
2021	232	191	258	243	273	253	289	302	320	297	265	256	3,179

# Control Tactics Reports	January	February	March	April	May	June	July	August	September	October	November	December	Total
2021	414	331	448	428	516	458	525	597	574	543	472	466	5,772

* Multiple Control Tactics Reports may be generated for each occurrence due to multiple officers involved or multiple subjects.

# Occurrences (Control Tactics)		Q1	Q2	Q3	Q4	Totals
OC Spray	2020	4	5	6	5	20
	2021	2	3	2	8	15
	Change	-2	-2	-4	3	-5
	% Change	-50.0%	-40.0%	-66.7%	60.0%	-25.0%
Balance Displacement /Takedown	2020	151	178	160	157	646
	2021	142	180	198	180	700
	Change	-9	2	38	23	54
	% Change	-6.0%	1.1%	23.8%	14.6%	8.4%
Holding Technique	2020	184	206	175	173	738
	2021	150	180	217	183	730
	Change	-34	-26	42	10	-8
	% Change	-18.5%	-12.6%	24.0%	5.8%	-1.1%
Joint Manipulation	2020	77	82	66	81	306
	2021	71	74	85	73	303
	Change	-6	-8	19	-8	-3
	% Change	-7.8%	-9.8%	28.8%	-9.9%	-1.0%
Strike	2020	111	99	77	80	367
	2021	68	89	86	70	313
	Change	-43	-10	9	-10	-54
	% Change	-38.7%	-10.1%	11.7%	-12.5%	-14.7%
Stun /Distraction	2020	45	67	39	57	208
	2021	40	47	52	36	175
	Change	-5	-20	13	-21	-33
	% Change	-11.1%	-29.9%	33.3%	-36.8%	-15.9%
Control Tactics Reports	2020	1076	1176	1188	1106	4546
	2021	1193	1402	1696	1481	5772
	Change	117	226	508	375	1226
	% Change	10.9%	19.2%	42.8%	33.9%	27.0%
Control Tactics Occurrences	2020	619	699	696	660	2674
	2021	681	769	911	818	3179
	Change	62	70	215	158	505
	% Change	10.0%	10.0%	30.9%	23.9%	18.9%

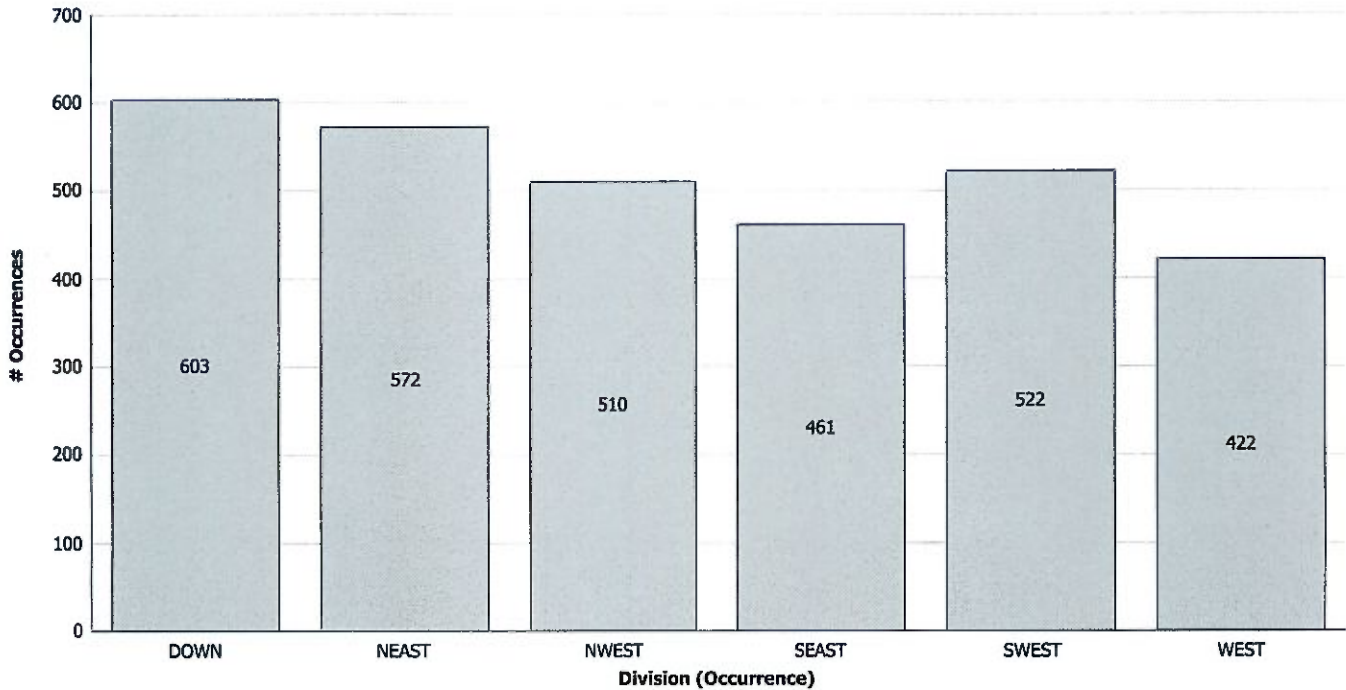


Control Tactics Reports Control Tactics Occurrences January - December 2021

Report Source:
EPS Master
Run By: Larry Snidal

Geographic Division: City Wide District: All Districts
Report Type: Person and Tactical Entry Team
Based on Occurrence Reported Date

Information as at Date:
30 Jan 2022 23:59



□ # Occurrences

# Occurrences	January	February	March	April	May	June	July	August	September	October	November	December	Total
DOWN	48	28	45	41	52	62	58	58	47	57	52	55	603
NEAST	38	28	50	50	46	41	42	49	61	61	48	58	572
NWEST	29	28	33	38	49	33	51	57	56	51	42	43	510
SEAST	37	32	42	35	38	40	41	47	46	34	43	26	461
SWEST	42	37	39	44	40	38	52	51	63	43	40	33	522
WEST	28	29	42	30	43	33	41	31	38	42	33	32	422

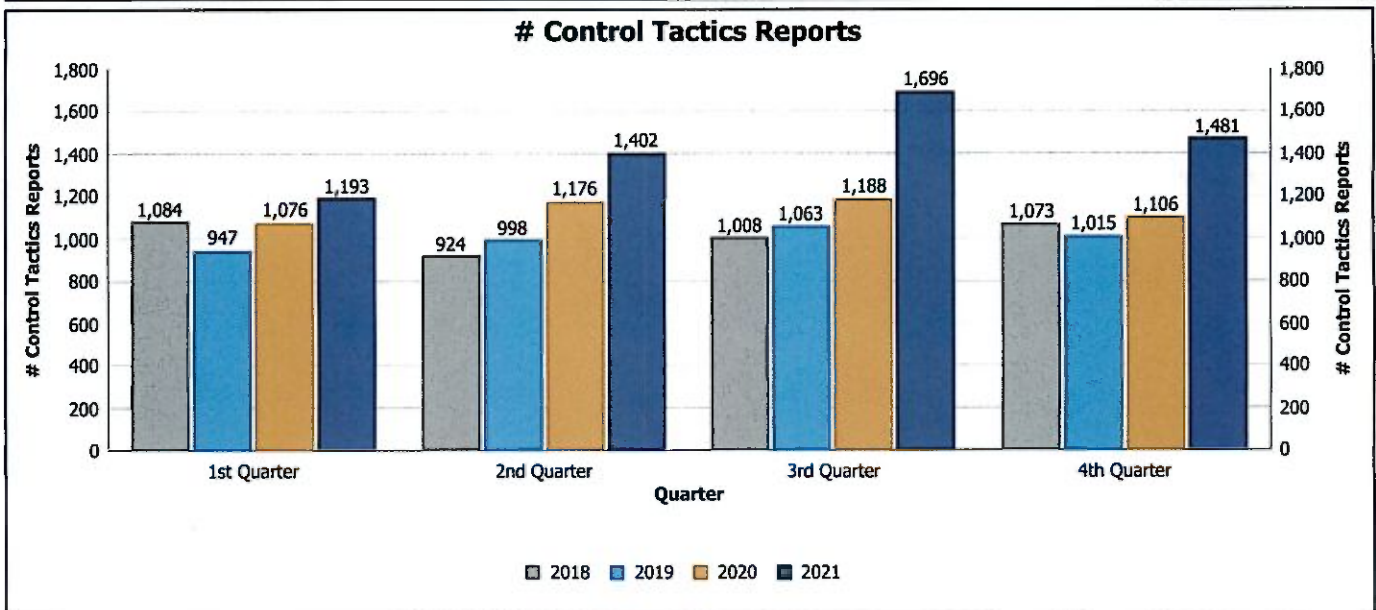
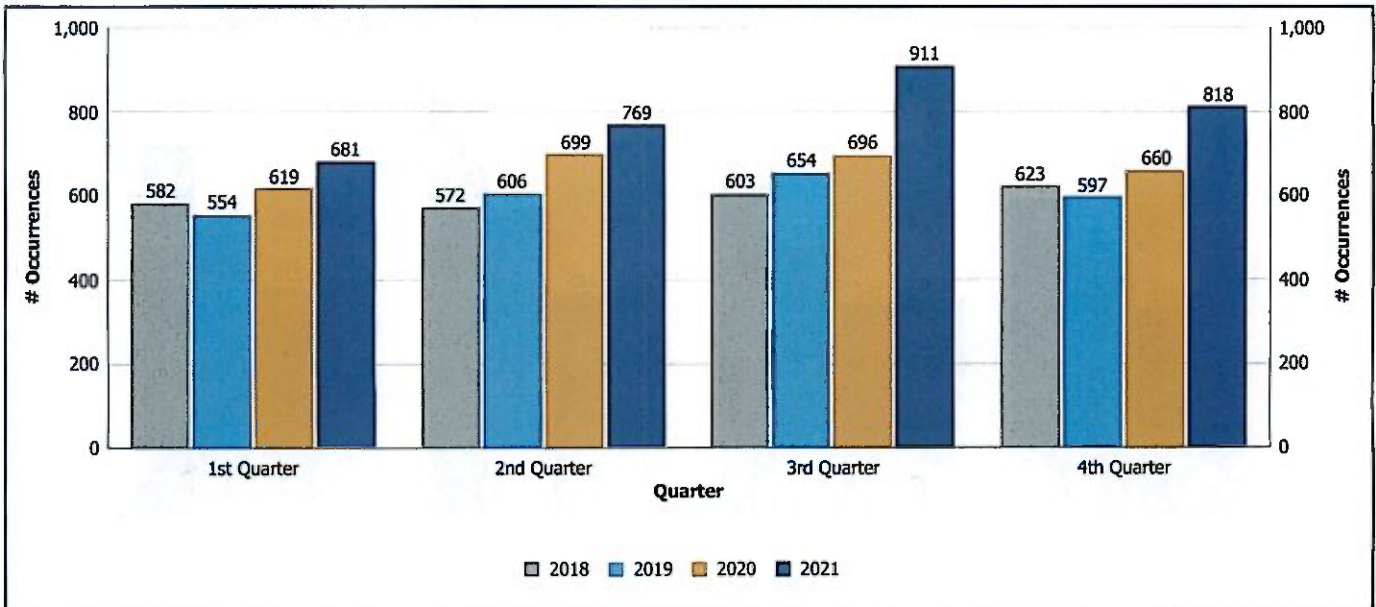


Control Tactics Reports Use of Force Quarterly Report 2021

Report Source:
EPS Master
Run By: Larry Snidal

Geographic Division: City Wide District: All Districts
Report Type: Person and Tactical Entry Team
Based on Occurrence Reported Date

Information as at Date:
30 Jan 2022 23:59



Please Note: In order to present the most accurate and up to date information on Use of Force incidents and deployments, the report will contain all data entered previous to the report. Delays in approving reports mean that information may be received 2 months or more after the incident. This information will be included in future updates and will be reflected in changes to the numbers as reports are received and entered.

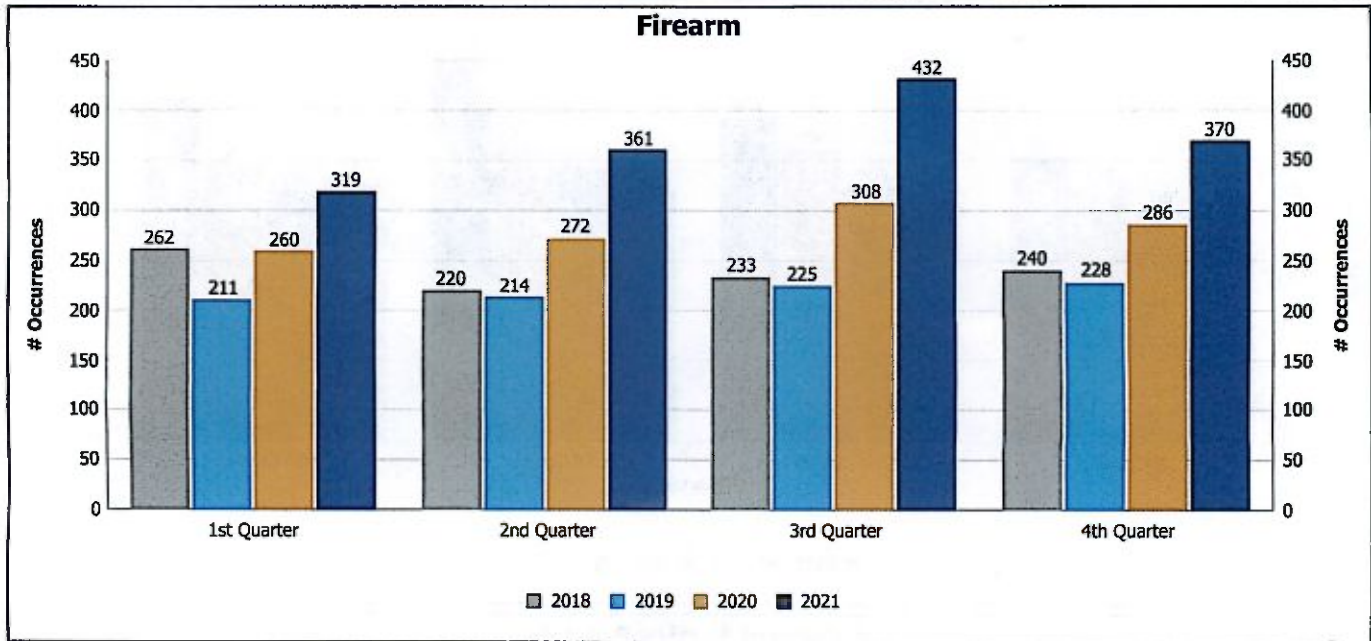


Control Tactics Reports Use of Force Quarterly Report 2021

Report Source:
EPS Master
Run By: Larry Snidal

Geographic Division: City Wide District: All Districts
Report Type: Person and Tactical Entry Team
Based on Occurrence Reported Date

Information as at Date:
30 Jan 2022 23:59



"Firearm" encompasses the following Police issued firearms: Handguns, Carbines, Shotguns, Rifles, and Tactical Firearms.

"Occurrences" refers to one specific situation where officers responded and utilized their firearm in one of the following methods: low ready position, pointed or fired.

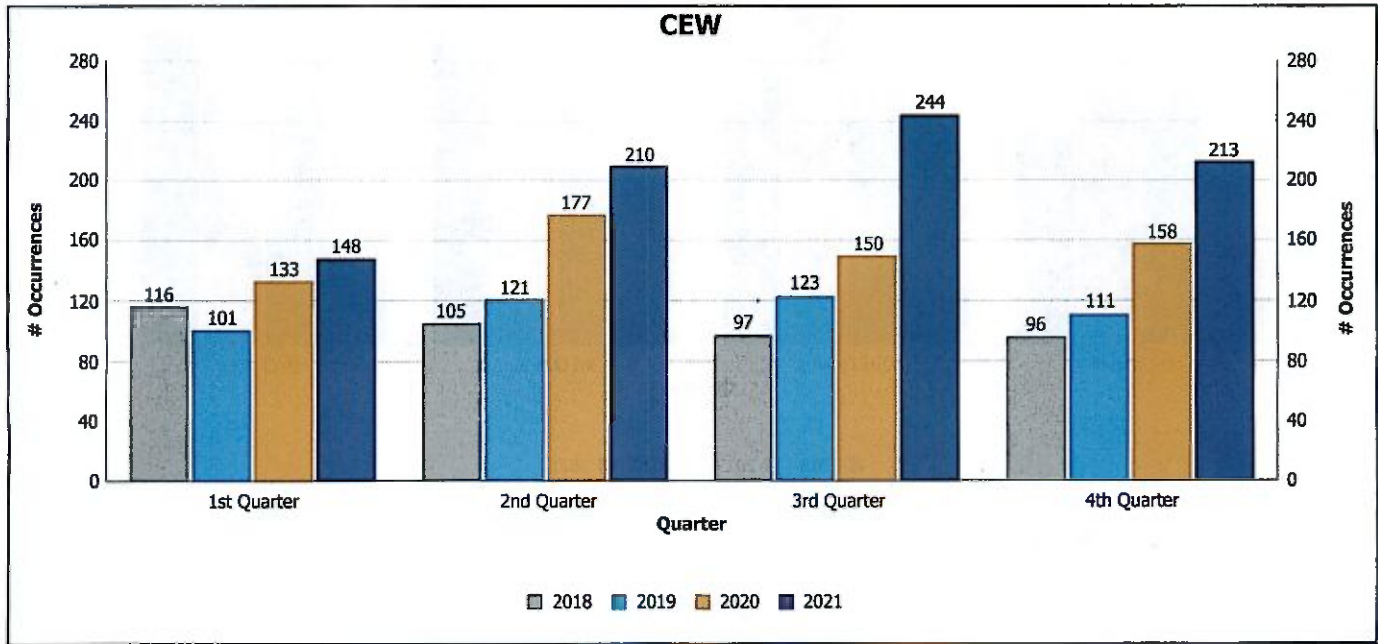


Control Tactics Reports Use of Force Quarterly Report 2021

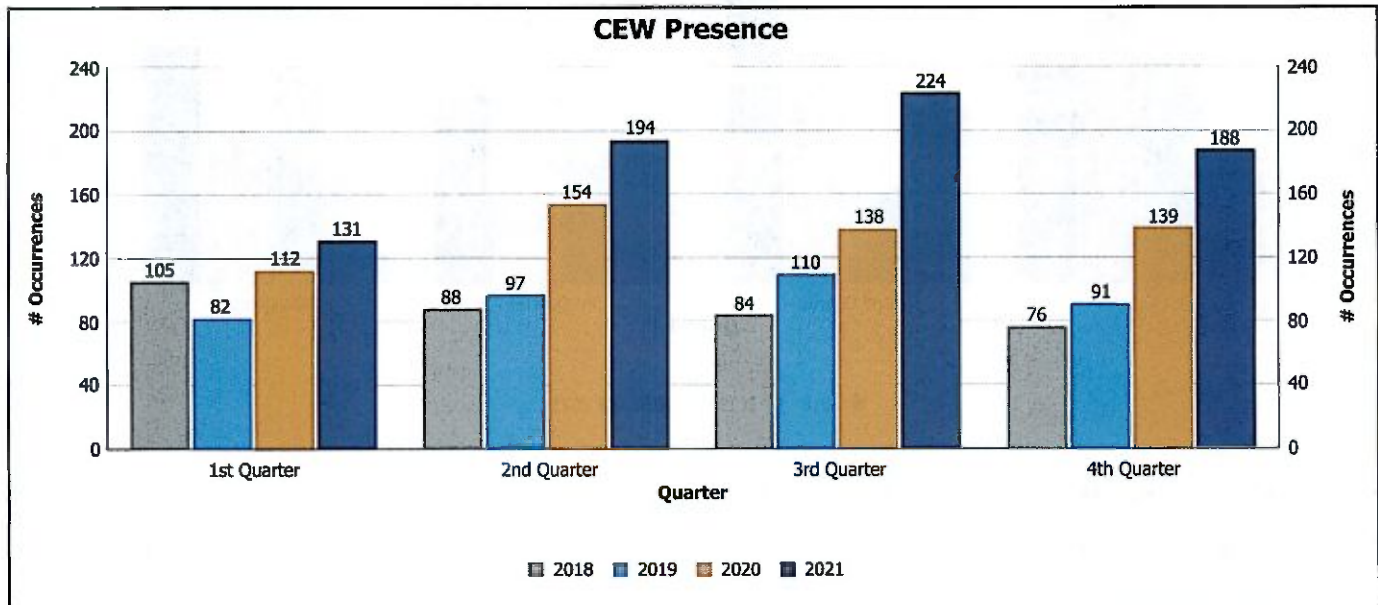
Report Source:
EPS Master
Run By: Larry Snidal

Geographic Division: City Wide District: All Districts
Report Type: Person and Tactical Entry Team
Based on Occurrence Reported Date

Information as at Date:
30 Jan 2022 23:59



"CEW" refers to the TASER X26 the current model that the Edmonton Police Service issues: CEW is classified as an Intermediate Weapon

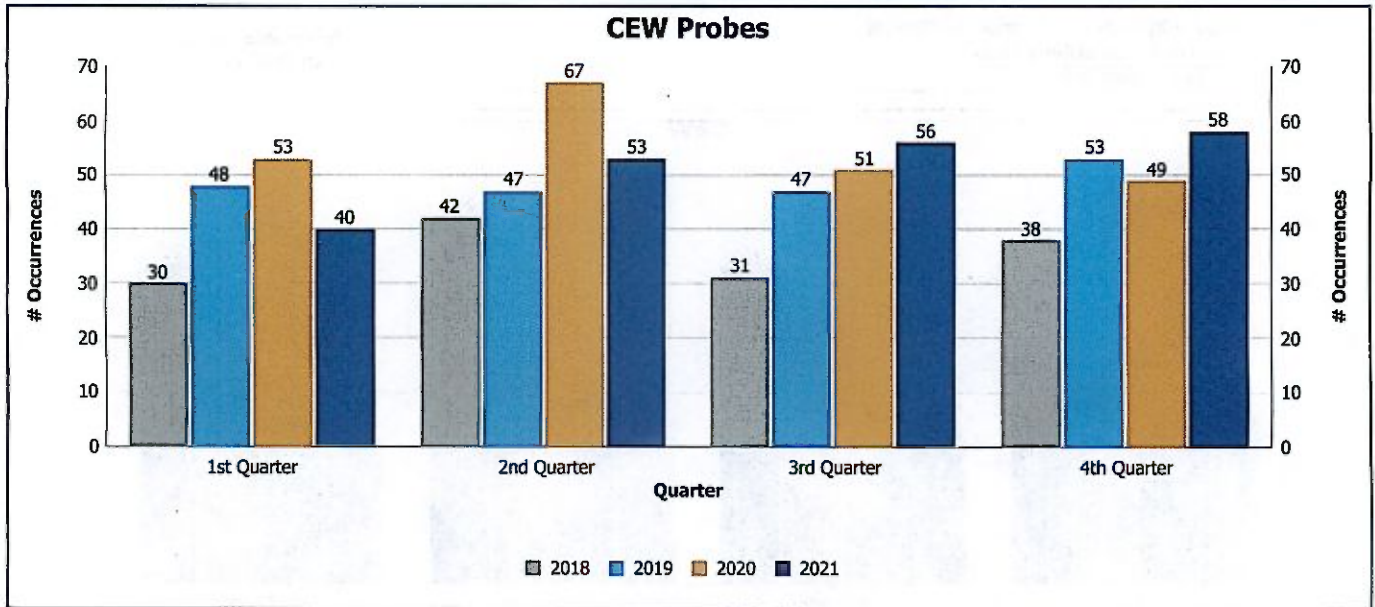


"Presence/Laser" refers to when the CEW is removed from the holster and displayed either by mere presence, or with the laser sight activated and pointed at a subject (no actual deployment of the weapon occurs in this fashion).

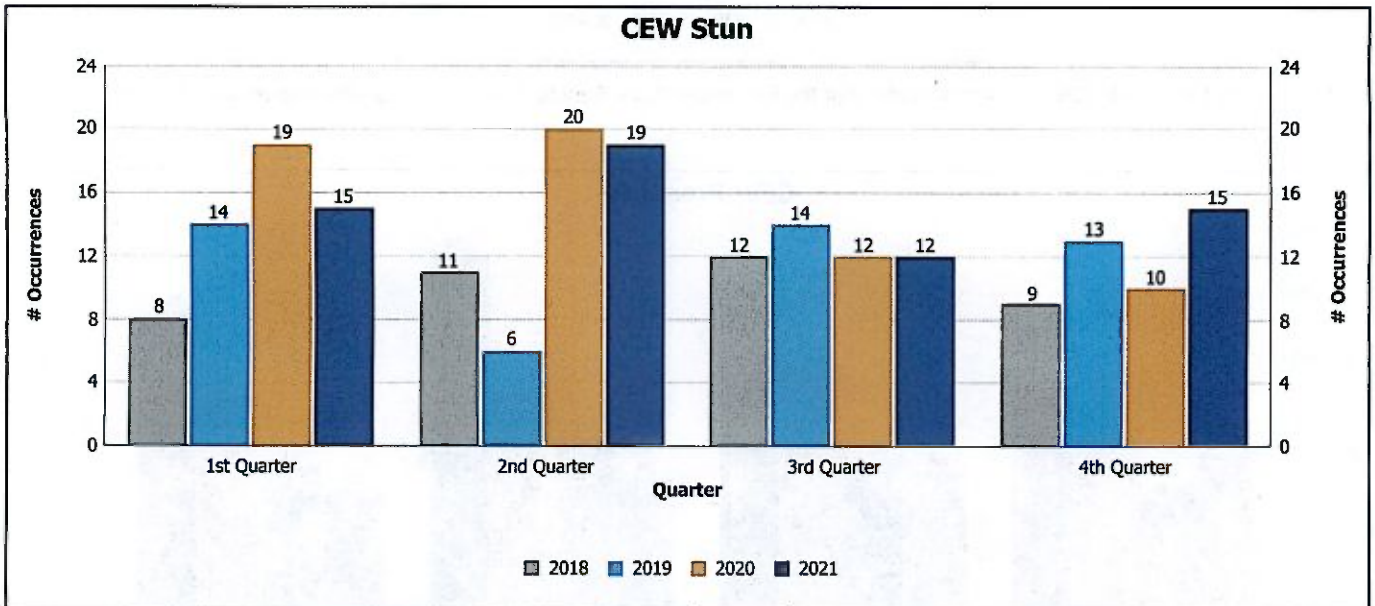


Control Tactics Reports Use of Force Quarterly Report 2021

Report Source:
EPS Master
Run By: Larry Snidal



"Probes" refers to when 2 barbed probes are discharged from the CEW cartridge at a suspect.



"Stun" refers to when the CEW is deployed directly against the subject as a pain compliance technique.

This also encompasses a situation where there may be more than one deployment (ie. Presence is ineffective, with Probes subsequently deployed).

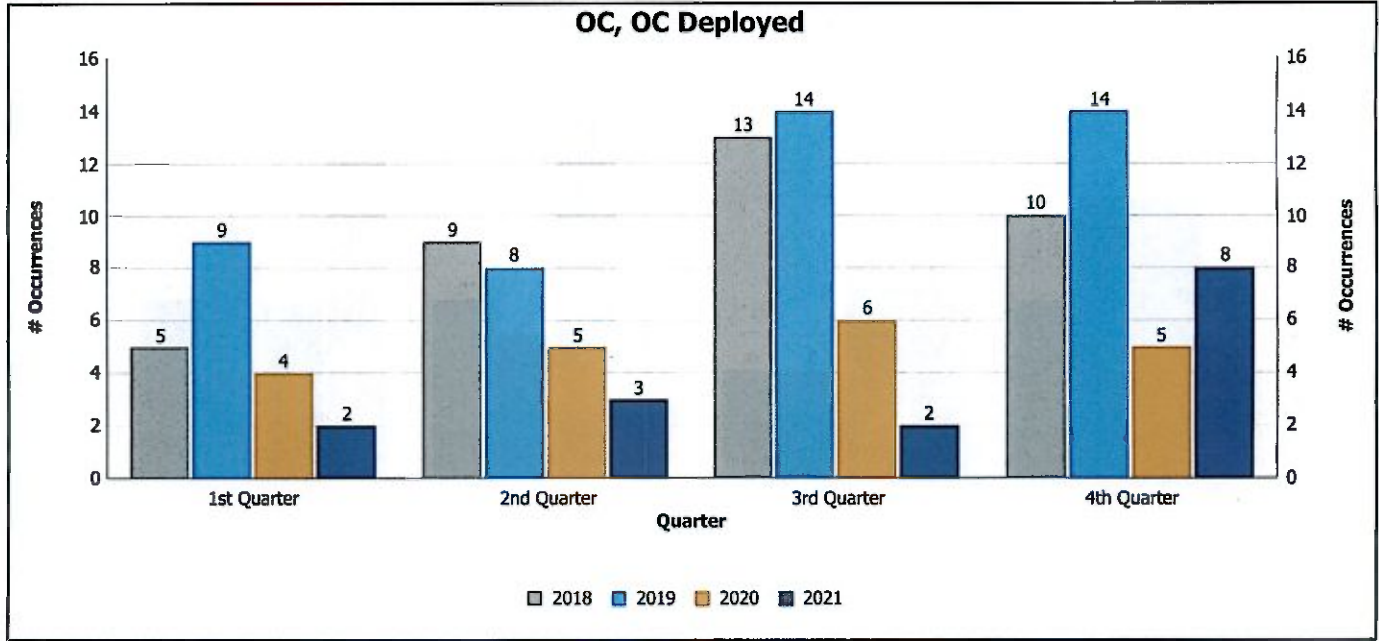


Control Tactics Reports Use of Force Quarterly Report 2021

Report Source:
EPS Master
Run By: Larry Snidal

Geographic Division: City Wide District: All Districts
Report Type: Person and Tactical Entry Team
Based on Occurrence Reported Date

Information as at Date:
30 Jan 2022 23:59



OC Spray is classified as an Intermediate Weapon

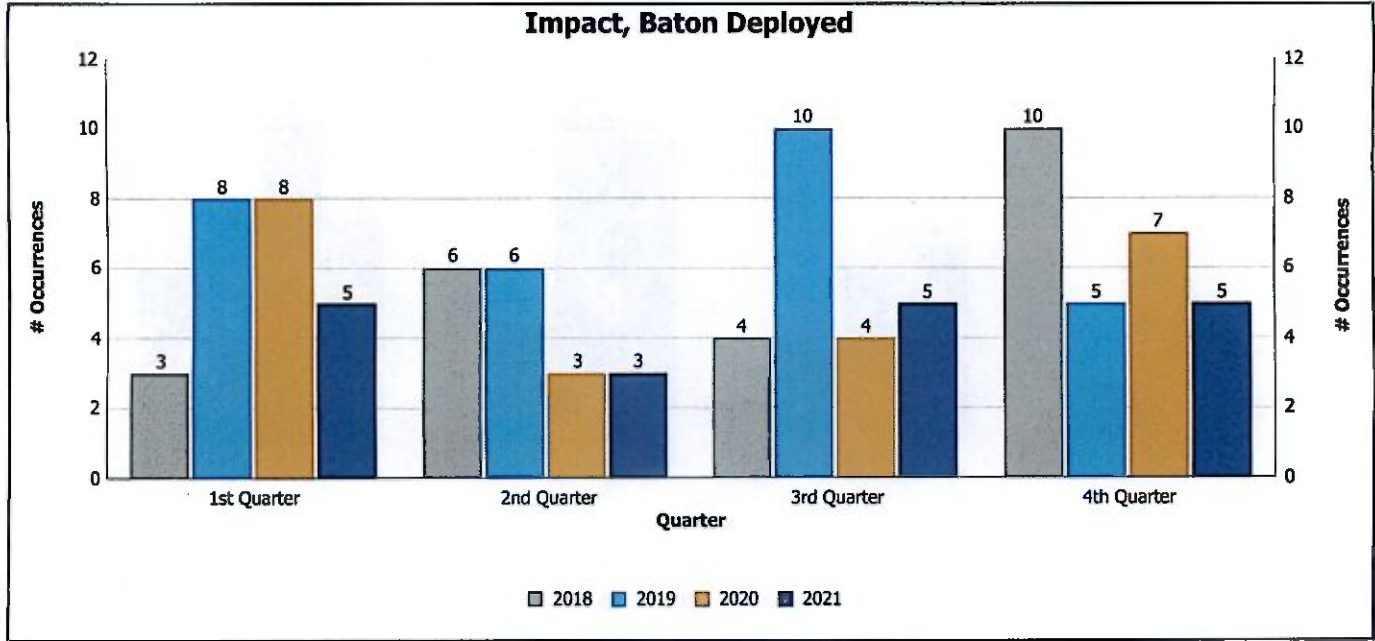


Control Tactics Reports Use of Force Quarterly Report 2021

Report Source:
EPS Master
Run By: Larry Snidal

Geographic Division: City Wide District: All Districts
Report Type: Person and Tactical Entry Team
Based on Occurrence Reported Date

Information as at Date:
30 Jan 2022 23:59



Batons are classified as an Intermediate Weapon

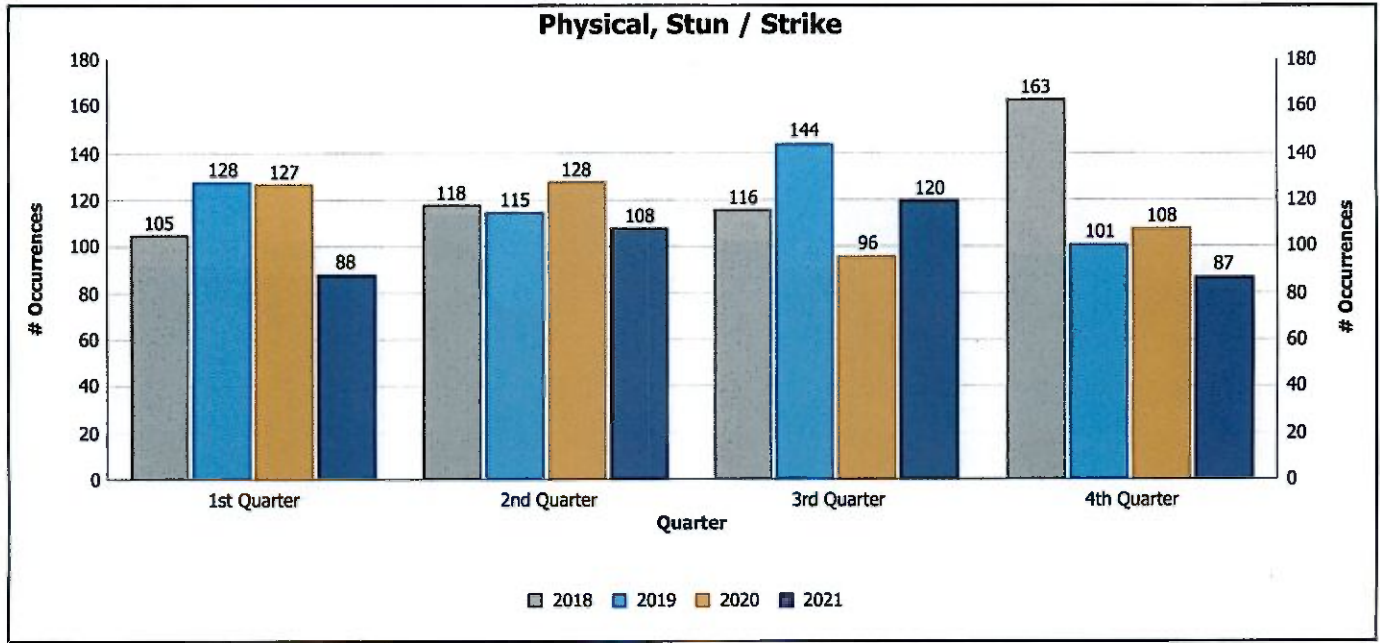


Control Tactics Reports Use of Force Quarterly Report 2021

Report Source:
EPS Master
Run By: Larry Snidal

Geographic Division: City Wide District: All Districts
Report Type: Person and Tactical Entry Team
Based on Occurrence Reported Date

Information as at Date:
30 Jan 2022 23:59



"Stunning" refers to a technique that temporarily distracts a suspect during the attempt of gaining physical control; open hand strike and a knee strike. For the purposes of this report Stuns and Strikes are combined

"Strike" refers to the following: punch, kick, elbow, and knee strikes.

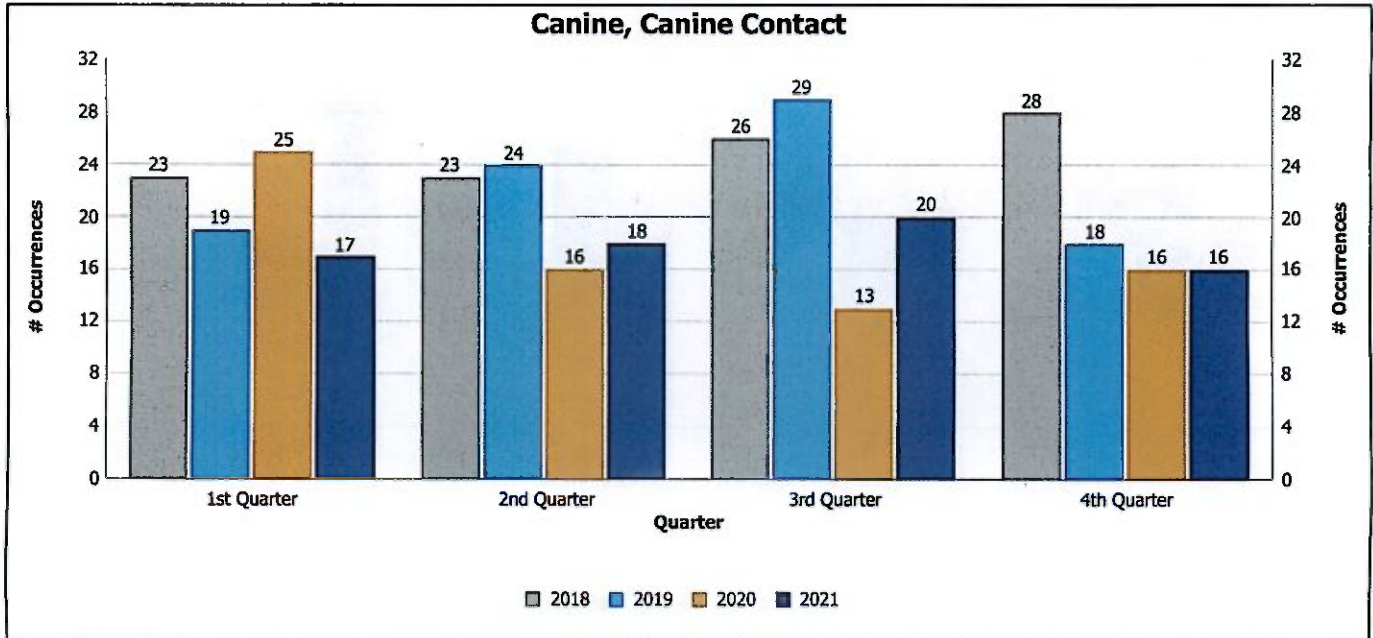


Control Tactics Reports Use of Force Quarterly Report 2021

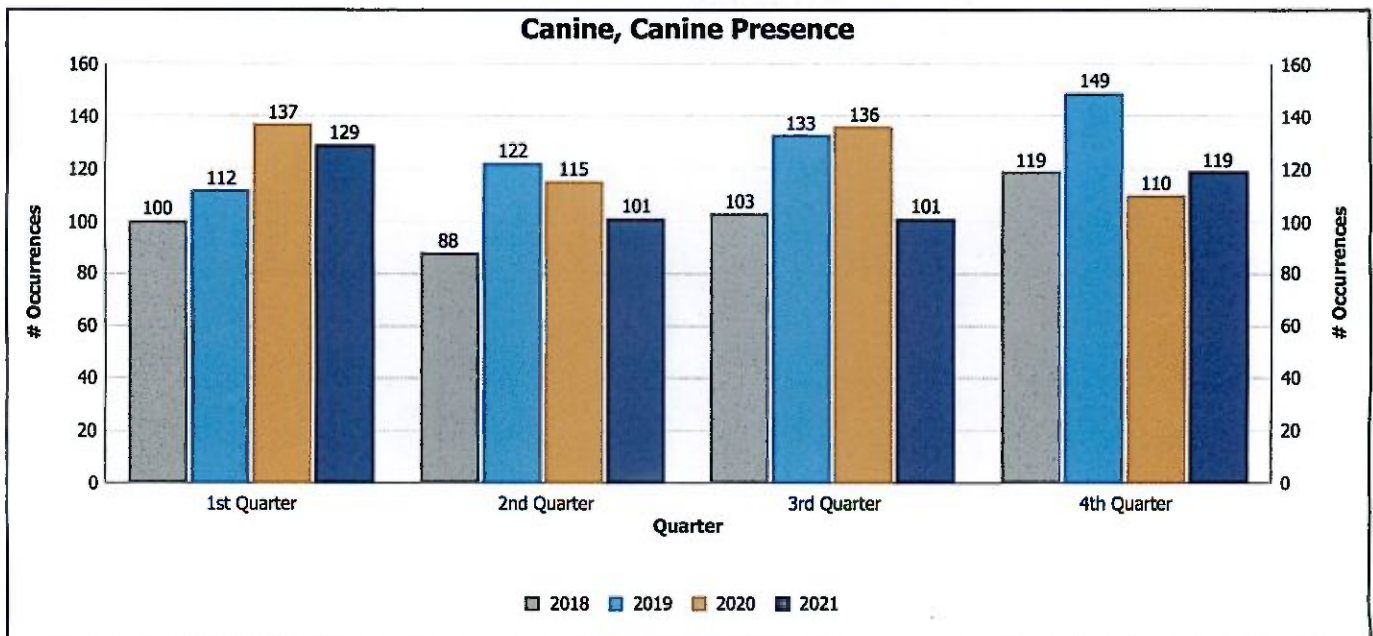
Report Source:
EPS Master
Run By: Larry Snidal

Geographic Division: City Wide District: All Districts
Report Type: Person and Tactical Entry Team
Based on Occurrence Reported Date

Information as at Date:
30 Jan 2022 23:59



"Contact" refers to when a Canine Unit successfully apprehends a suspect using physical force by the dog.



"Presence" refers to when a Canine Unit successfully controls a suspect using the presence of the dog.



Control Tactics Statistics 2021

Presented for Information
Edmonton Police Commission
April 21, 2022

Inspector Trevor Hermanutz, Professional Development Branch
Staff Sergeant David DeMarco, Core Training Section



Critical Operational Risk and Ethical Evaluation (CORE)

In early 2021, the EPS Chief's Committee approved the CORE Evaluation Initiative. The purpose and objective were to, "Maintain Community Trust and Acceptance through innovative leadership, accountability, and managed performance, driven by Ethical Evaluation of identified Critical Operational Risk." This initiative was presented to the Edmonton Police Commission (EPC) in the spring of 2021.

The CORE Evaluation Initiative and subsequent training to ensure accountability and managed performance is likely a driving factor in the increase of Control Tactics Reports that will be discussed within this presentation.



Control Tactics Report Process

2021 (January through December)

EPS total Created Events = 377,049 of which include:

- Events with File Number = 231,718
- Events with Control Tactics / Use of Force = 3,179

Percentage of total created events resulting in control tactics/use of force = 0.84%



Total Use of Force Comparison

Jan - Dec	2019	2020	2021	Three Year Avg.	Change 2020-2021
Occurrences	2411	2674	3179	2755	18.9%
Control Tactics Reports	4023	4546	5772	4780	27.0%

There were 1447 control tactics occurrences in 2021, 9.3% higher than 2020. There were 2572 control tactics forms submitted in 2021 as compared to 2258 in 2020, an increase of 13.9%.

The reason that the number of Control Tactics Reports are higher than the number of occurrences is due to the EPS policy requirement for every officer, involved in a use of force, to submit a Control Tactics Report.



Comparative Analysis of Category I and Category II Occurrences

Occurrences	2019	2020	2021	Three Year Average	Change 2020-2021
Category I	1356	1632	2101	1696.	28.7%
Category II	1055	1042	1078	1058.	3.5%
Category II %	43.8%	39.0%	33.9%	38.9%	-13.0%

The Edmonton Police Service has 2 broad Use of Force categories. Generally, Category I reviews involve reportable uses of force of a minor nature and Category II reviews are those involving a higher level or those circumstances where a supervisor determines a Category II review may be warranted.



Comparative Analysis of Category I and Category II Control Tactics Reports

Control Tactics Reports	2019	2020	2021	Three Year Average	Change 2020-2021
Category I	2107	2565	3740	2804	45.8%
Category II	1916	1981	2032	1976	2.6%
Category II %	47.6%	43.6%	35.2%	41.3%	-17.3%



Questions?