



EDMONTON POLICE SERVICE

REPORT TO THE EDMONTON POLICE COMMISSION

DATE: 2024 April 17

SUBJECT: Control Tactic Report, January – December 2023

RECOMMENDATION(S):

That this report be received for information.

BACKGROUND:

The Edmonton Police Service (EPS) submits two reports annually to the Edmonton Police Commission that outline all instances of reported use of force. One report provides a statistical summary of use of force events that occurred during the first half of the year (quarter one and two) and the second report provides a statistical summary of the entire year (quarter one, two, three and four).

ADDITIONAL INFORMATION ATTACHED:

Attachment 1 – Control Tactic Report, January – December 2023

Written By: S/Sgt. Joseph Tassone, Training Section

Reviewed By: A/Supt. Brian Sinclair, Training, Development & Recruiting Division

Approved By: A/Deputy Chief Andria Wasylshen, Corporate Services Bureau

Chief of Police: Alchif Wainman Director

Date: April 18/2024

CONTROL TACTIC REPORT

JANUARY - DECEMBER 2023

Presented for Information to the
Edmonton Police Commission

*Training Section
Edmonton Police Service*



Table of Contents

01

Table of Contents

02

Introduction

03

Control Tactics Statistics

04

Control Tactics by Force Type

05

Subject Injuries

06

Member Injuries

07

Mental Health as a Risk Factor

08

Drug/Alcohol as a Risk Factor

2.0 Introduction

2.1 Purpose of the Document

The Edmonton Police Service (EPS) submits two reports annually to the Edmonton Police Commission that outline all instances of reported use of force. One report provides a statistical summary of use of force events that occurred during the first half of the year (quarter one and two) and the second report provides a statistical summary of the entire year (quarter one, two, three and four).



2.2 Background

The EPS captures use of force data through its electronic Control Tactics Reports. Control Tactics Reports are submitted after a police officer utilizes force where one or more of the following circumstances are present:

- Injury resulting to any person;
- Force used was higher than empty hand (soft) control, which is used for cooperative handcuffing;
- Use of control tactics such as stunning techniques, direct mechanical techniques, chemical agents (O.C. spray), conducted energy weapon (CEW), control instruments, impact weapons, special impact munitions;
- Firearm was drawn, displayed or pointed;
- In the opinion of the investigating member and/or supervisor, unusual circumstances exist that necessitate the submission of the report.

2.3 Data Disclaimer

- The information contained in this report was generated using statistical data captured from electronic Control Tactics Reports for occurrences with reported dates between 2023 Jan 01 and 2023 Dec 31. This report will also include a comparison of the current use of force data with previous 5 years' data.
- This report is based on data captured as of February 21, 2024 14:33. The numbers reported for the same period could vary if the report is run at another time due to some reports being submitted/reviewed/approved after the reporting window.
- The data from incidents that require a 46.1 notification to the Director of Law Enforcement, which are assigned to the Alberta Serious Incident Response Team (ASIRT), do not form part of this report.

3.0 Control Tactic Statistics

3.1 Control Tactic Occurrence Events

EPS created a total of 514,965 occurrences in 2023 which resulted in some form of community interaction.

These community interactions led to 3,833 occurrences with 7,343 control tactics reports submitted. These include the events where Use of Force options (CEW is displayed, Firearms – Low Ready etc.) are applied. EPS tracks the event when a weapon is displayed and not used and also when it is used. The ratio of control tactics/use of force occurrences to total occurrences was 0.74%.

514,965

Total number of Occurrences

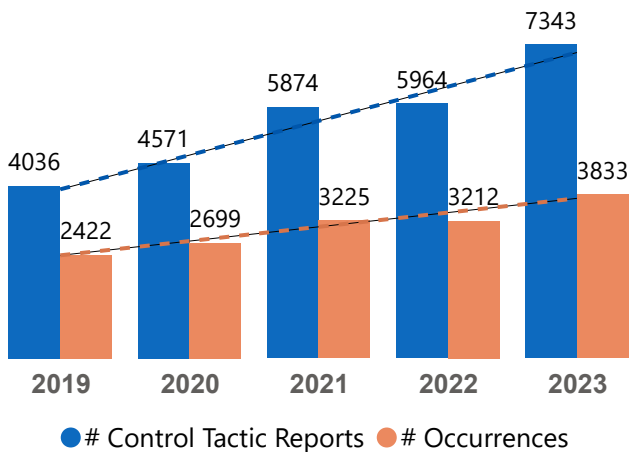
3,833

Occurrences with Control Tactics

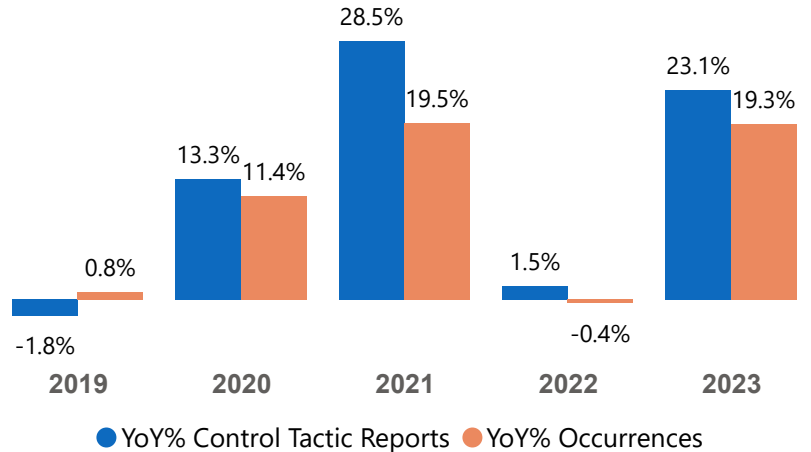
3.2 Control Tactic Reports & Occurrences

All incidents involving force are reported in compliance with Use of Force Guidelines outlined in section OP 9.3 of the Alberta Policing Standards.

OF CONTROL TACTIC REPORTS & OCCURRENCES
2019 - 2023



Year over Year % CHANGE OF CONTROL TACTIC REPORTS & OCCURRENCES 2019 - 2023



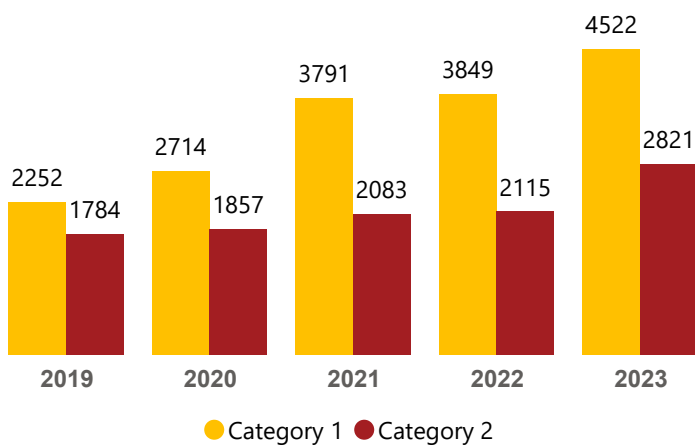
The reason that the number of Control Tactics Reports (CTR) are higher than the number of occurrences is due to the EPS policy requirement for every officer, involved in a use of force, to submit a Control Tactics Report. This policy has been in effect since June 2, 2005.

3.0 Control Tactic Statistics

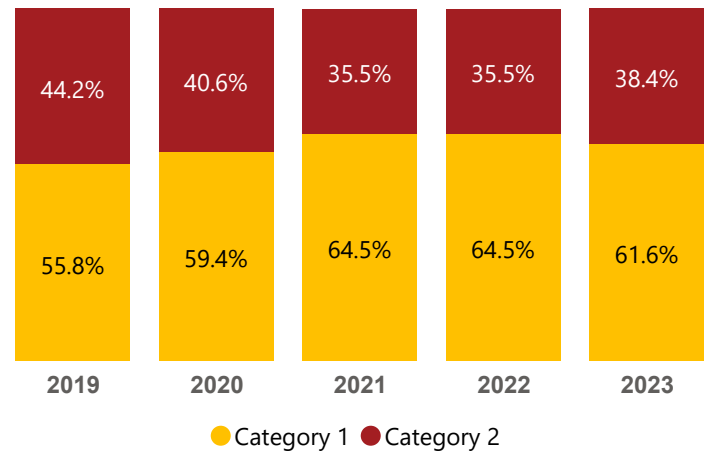
3.3 CTR - Category I & II Use of Force

The Edmonton Police Service has two broad Use of Force categories. Generally, **Category I** reviews involve reportable uses of force of a minor nature and **Category II** reviews are those involving a higher level or those circumstances where a supervisor decides a Category II review may be warranted.

OF CONTROL TACTIC REPORTS BY USE OF FORCE CATEGORY 2019 - 2023



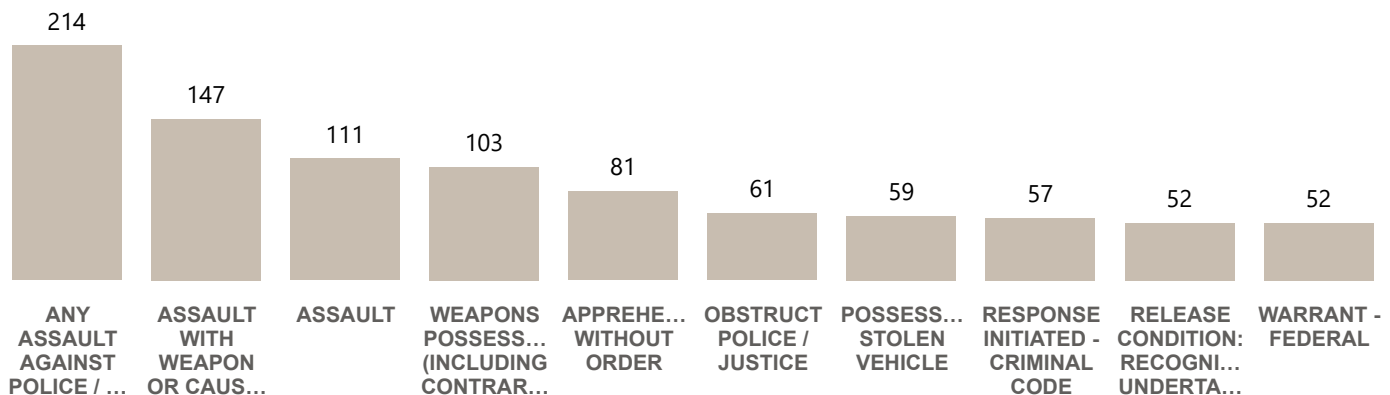
% OF CONTROL TACTIC REPORTS BY USE OF FORCE CATEGORY 2019 - 2023



3.4 Occurrences- Category II

The following chart shows the top 10 types of occurrences for 2023 with the number of times a Category II use of force was used. Occurrence Types of Assault and Weapons are where Category II Type Control Tactics are most frequently deployed.

TOP 10 OCCURRENCE TYPES WITH CATEGORY II USE OF FORCE 2023

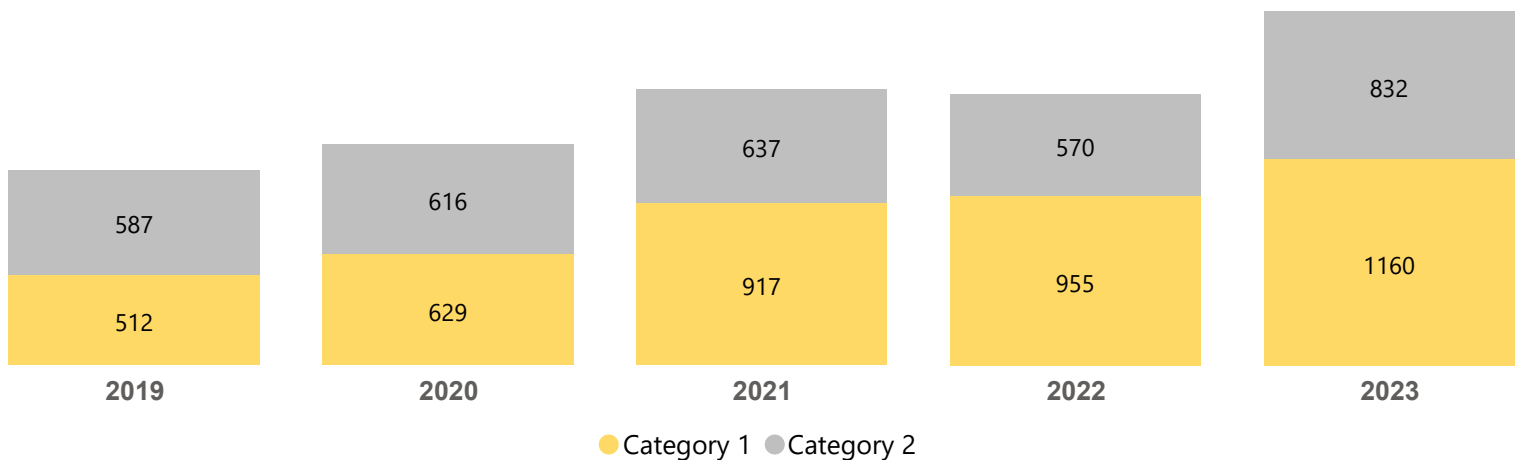


3.0 Control Tactic Statistics

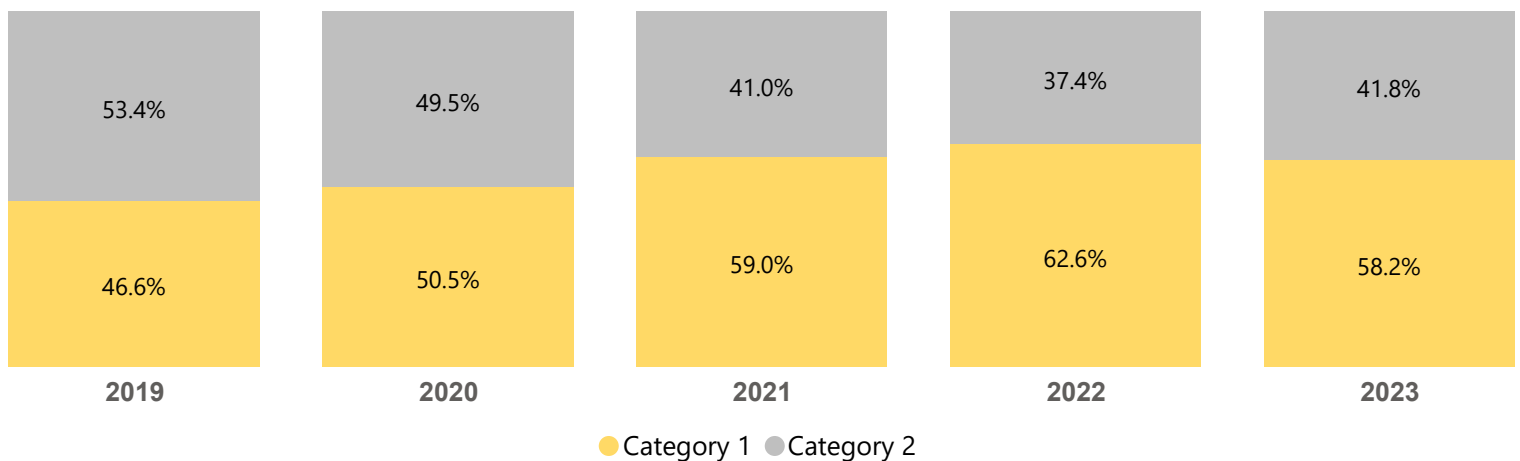
3.5 Control Tactics Reports involving Firearms, Weapons and All Assault Types categorized by Level of Response

The following chart shows the percentage of times category 1 and category 2 force was employed as a response to occurrence types involving Firearms, Weapons and Assault.

of Control Tactic Reports with Firearms or Weapons or All Assaults as Occurrence Type & categorized by Response Level 2019 - 2023



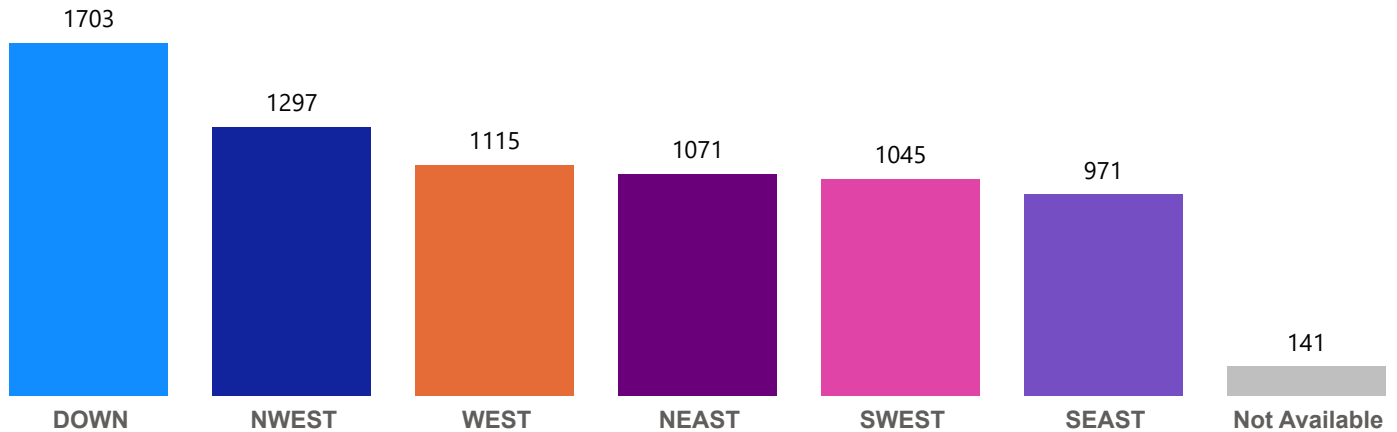
% of Control Tactic Reports with Firearms or Weapons or All Assaults as Occurrence Type & categorized by Response Level 2019 - 2023



3.0 Control Tactic Statistics

3.6 Current Year Control Tactics Reports (By Division)

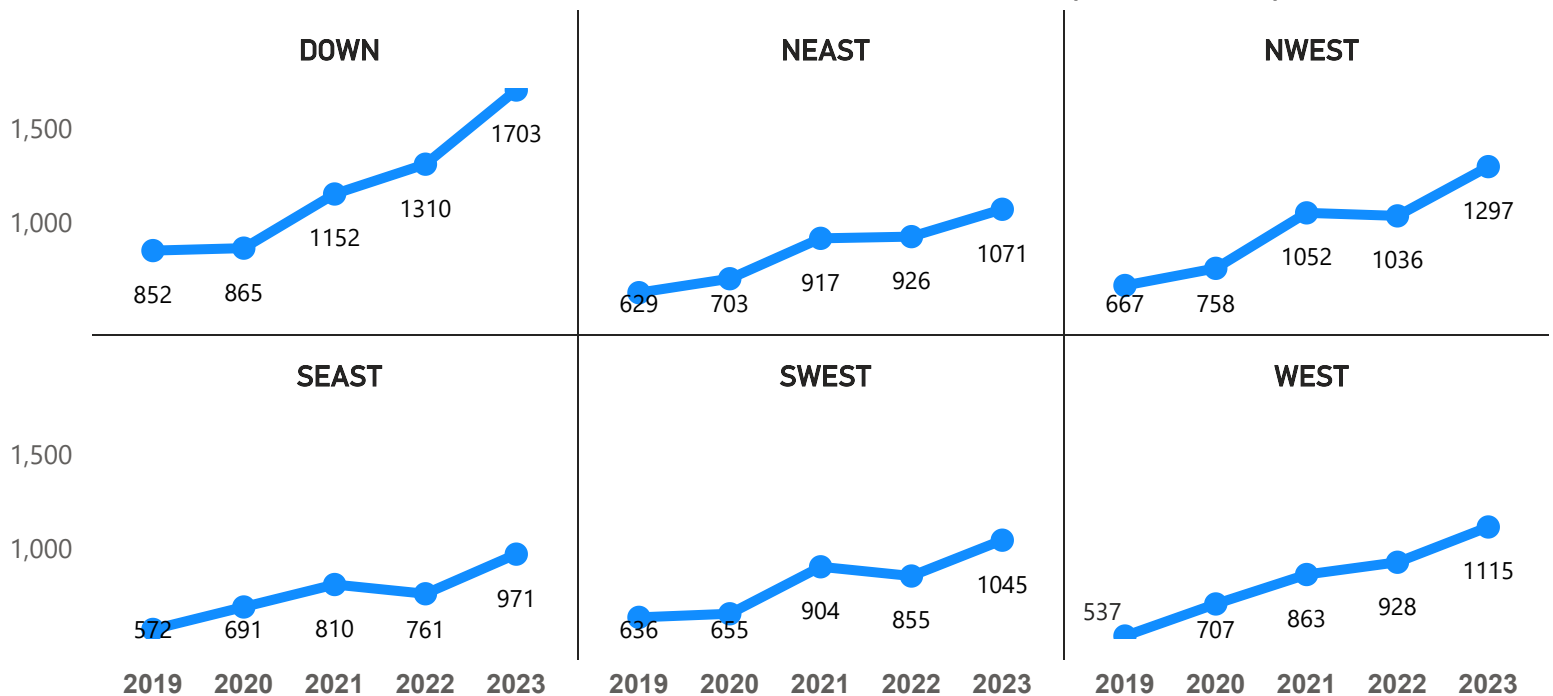
OF CONTROL TACTICS REPORTS WHERE EVENT OCCURRED (BY DIVISION) 2023



3.7 # of Control Tactics Report by Division – Five Year Trend

Not Available represents where the division information is missing, incorrectly entered or not entered.

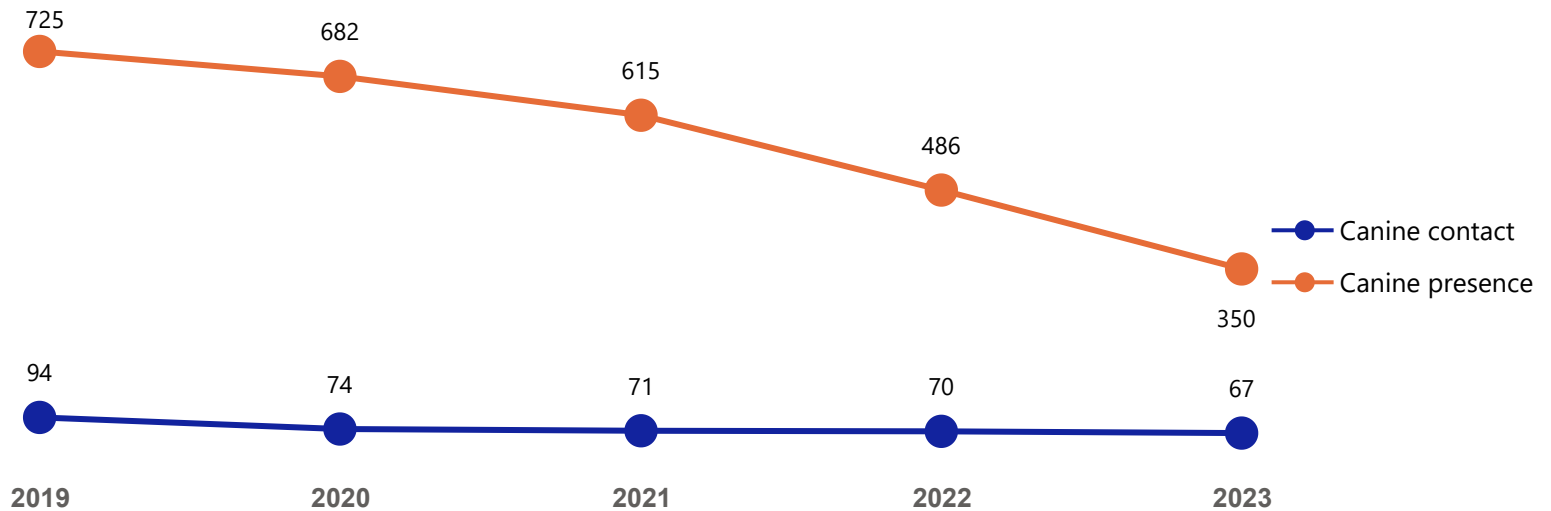
OF CONTROL TACTIC REPORTS WHERE EVENT OCCURRED (BY DIVISION) 2019 - 2023



4.0 Control Tactics by Force Type

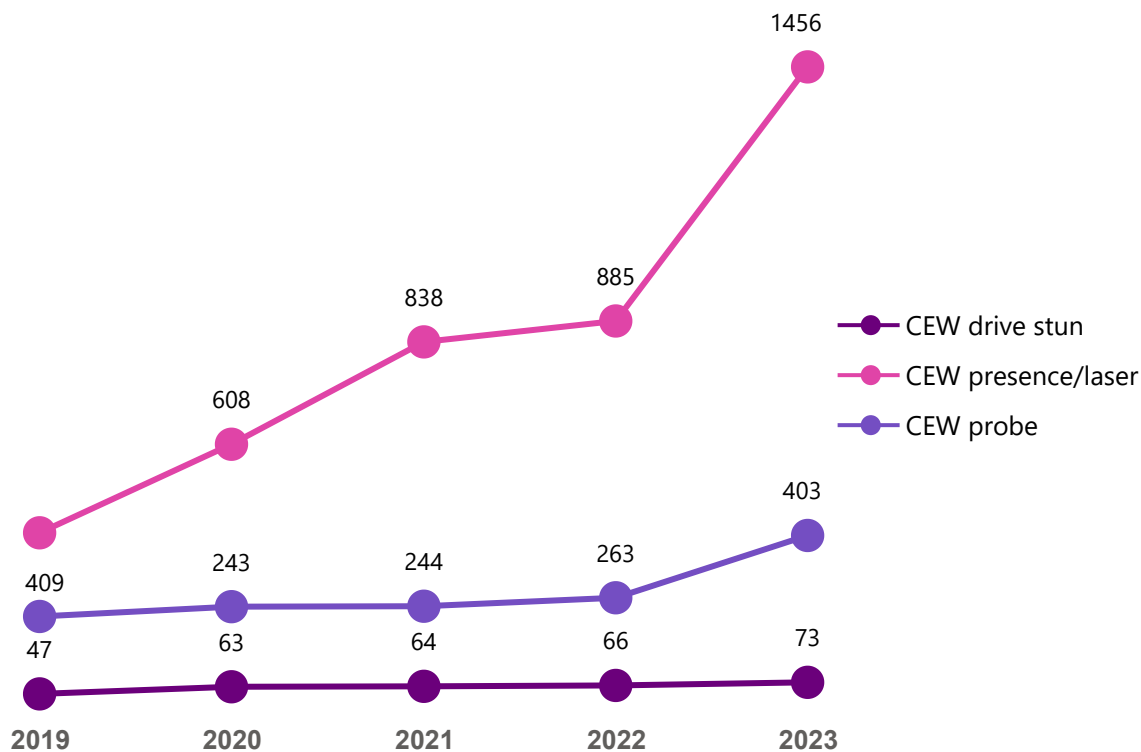
4.1 Canine

OF CONTROL TACTIC REPORTS CANINE 2019 - 2023



4.2 CEW

OF CONTROL TACTIC REPORTS CEW 2019 - 2023



First Post Foundational CEW course was conducted in November 2022.

CEW Presence: CEW is drawn from the holster and displayed by way of laser and/or sparking of the weapon (no use of the CEW).

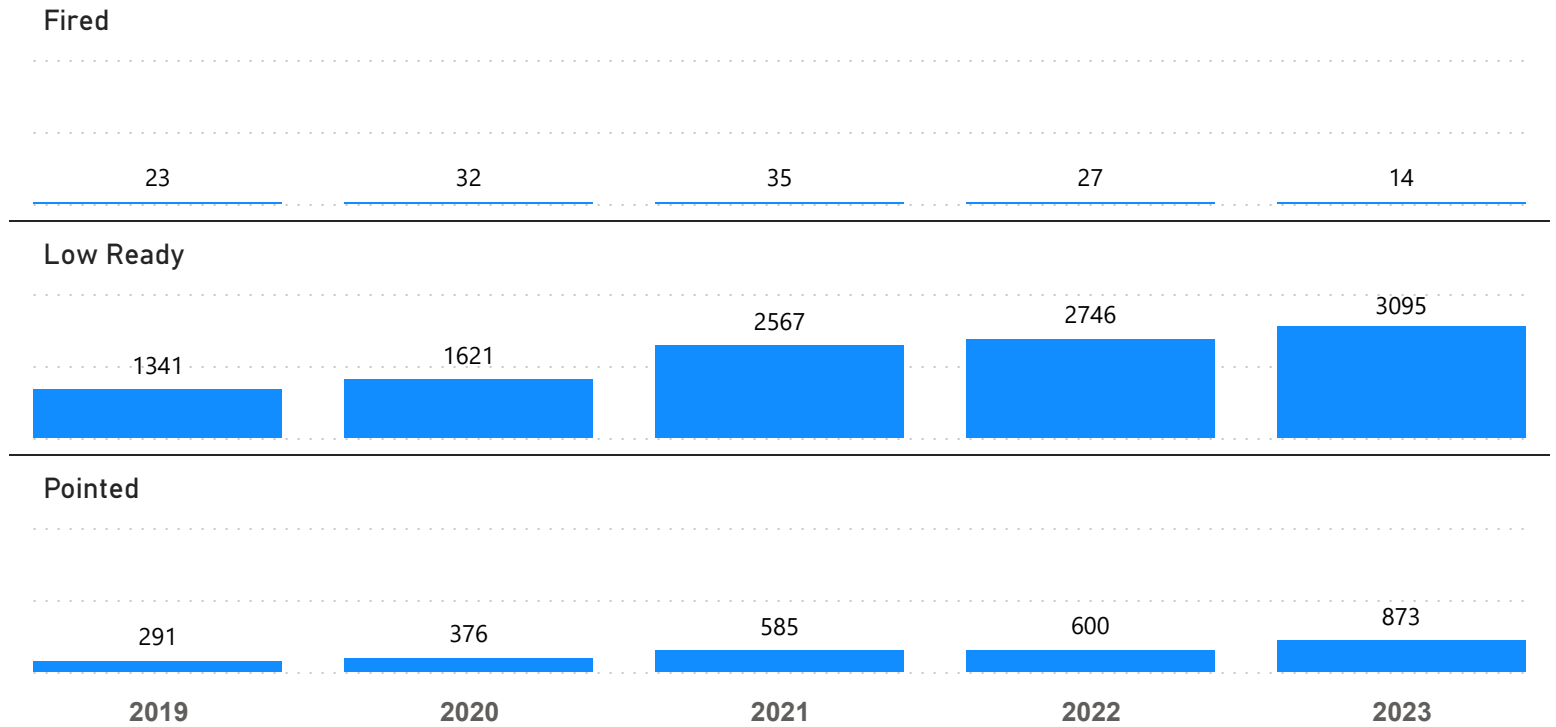
CEW Probe: CEW is drawn and deployed with Probes entering the skin or clothing of the subject (lock-out is the goal and may or may not be achieved depending on the Probe placement).

CEW Stun: CEW is drawn and deployed with the muzzle of the weapon pressed up against the subject's body. The weapon is used as a pain compliance tool only with no lock-out achieved (weapon is sparked only with no Probes deployed).

4.0 Control Tactics by Force Type

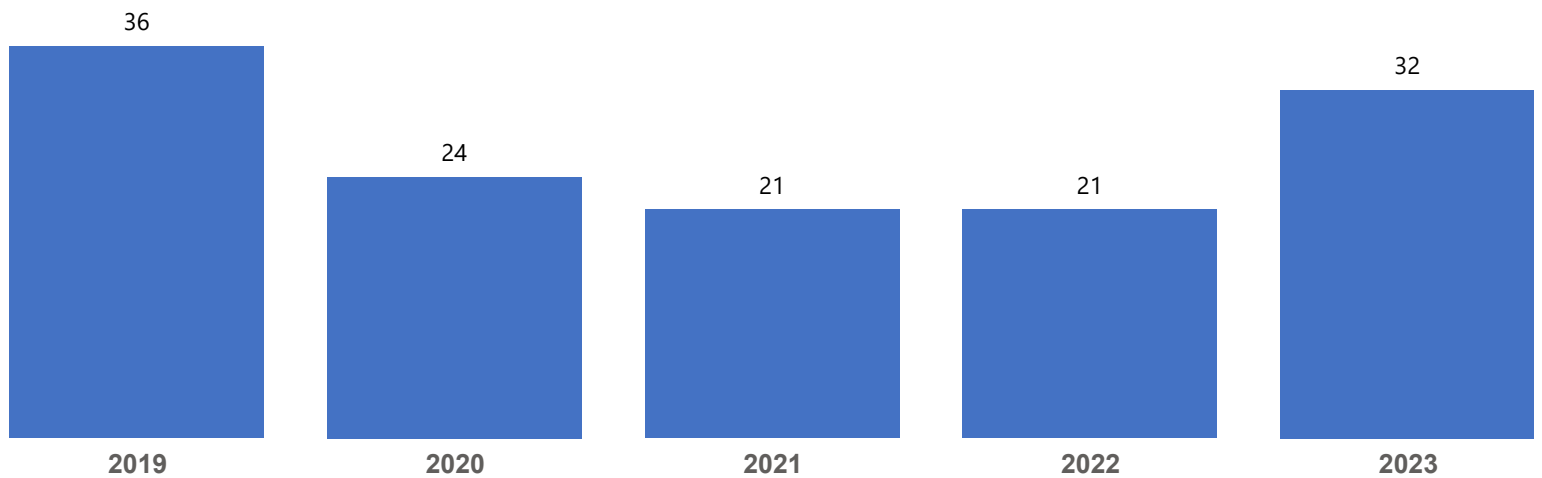
4.3 Firearms

OF CONTROL TACTIC REPORTS FIREARM 2019 - 2023



4.4 Impact - Baton

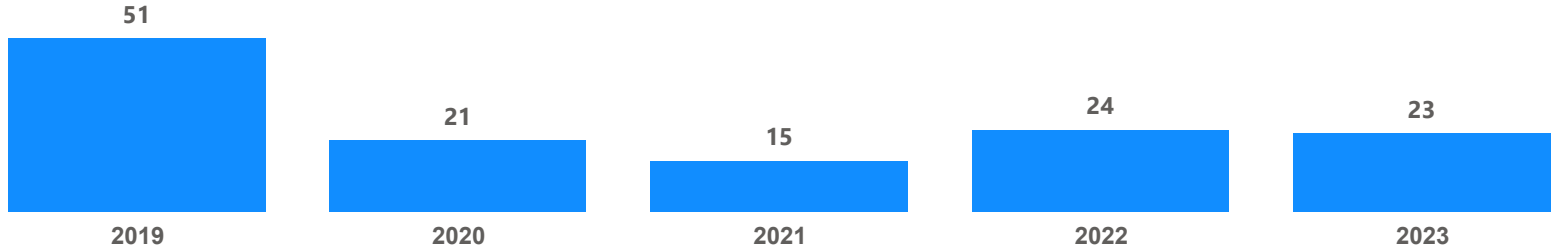
OF CONTROL TACTIC REPORTS BATON DEPLOYED 2019 - 2023



4.0 Control Tactics by Force Type

4.5 OC

OF CONTROL TACTIC REPORTS OC DEPLOYED 2019 - 2023



4.6 Physical

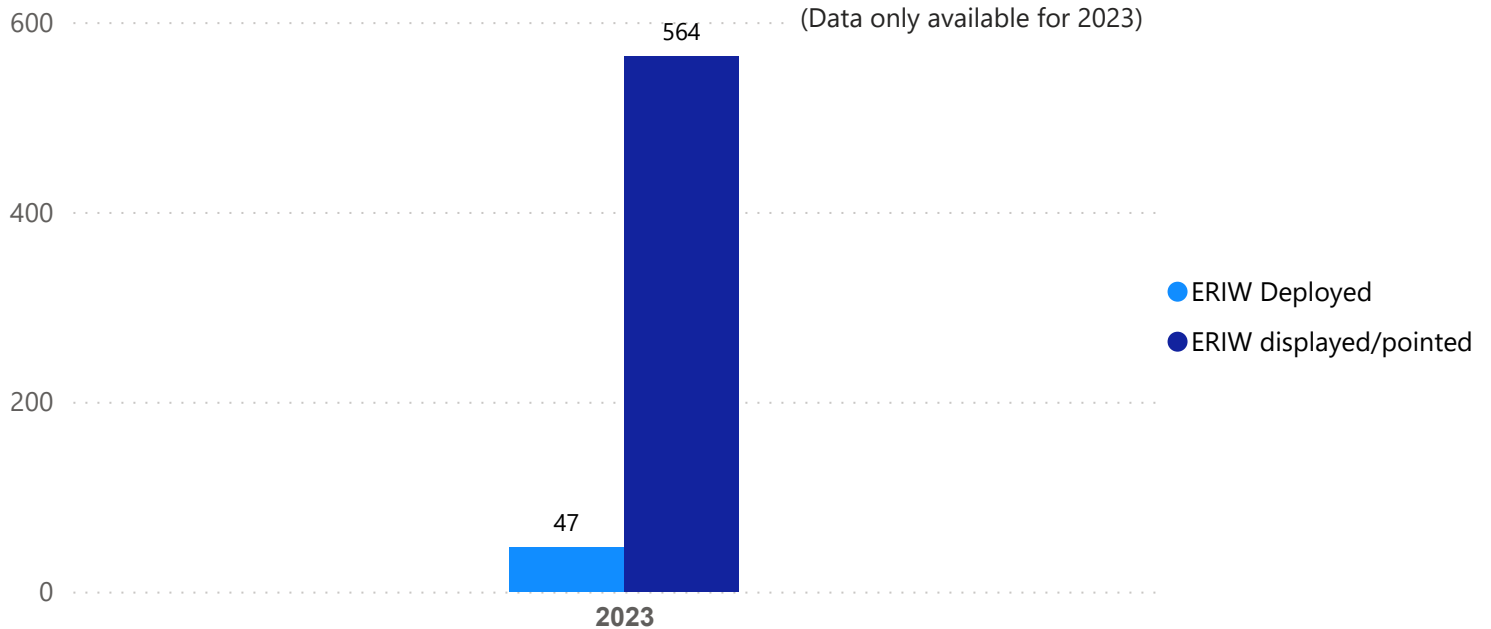
OF CONTROL TACTIC REPORTS PHYSICAL TACTICS 2019 - 2023



4.0 Control Tactics by Force Type

4.7 ERIW

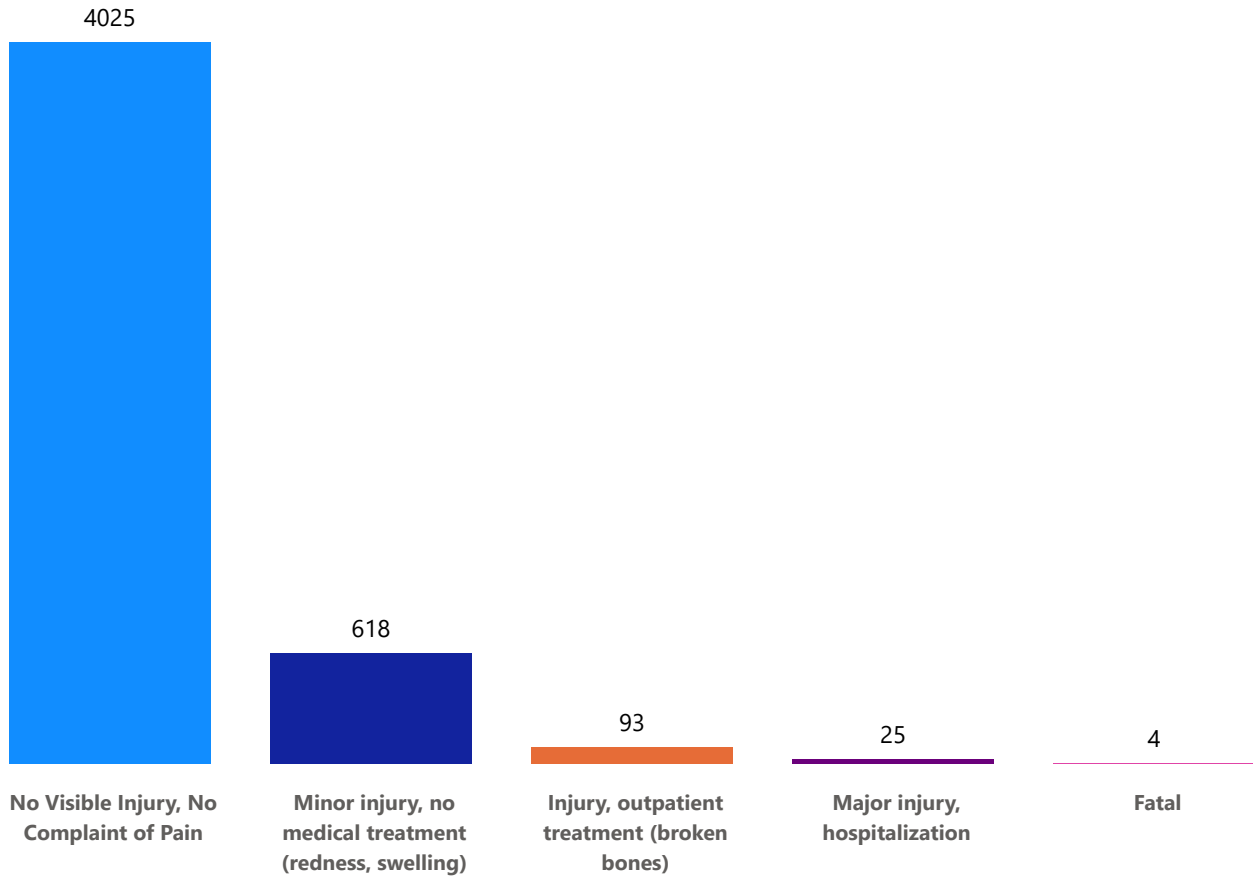
OF CONTROL TACTIC REPORTS ERIW 2019 - 2023



5.0 Subject Physical Injuries

5.1 Subject Physical Injuries

SUBJECT PHYSICAL INJURIES 2023

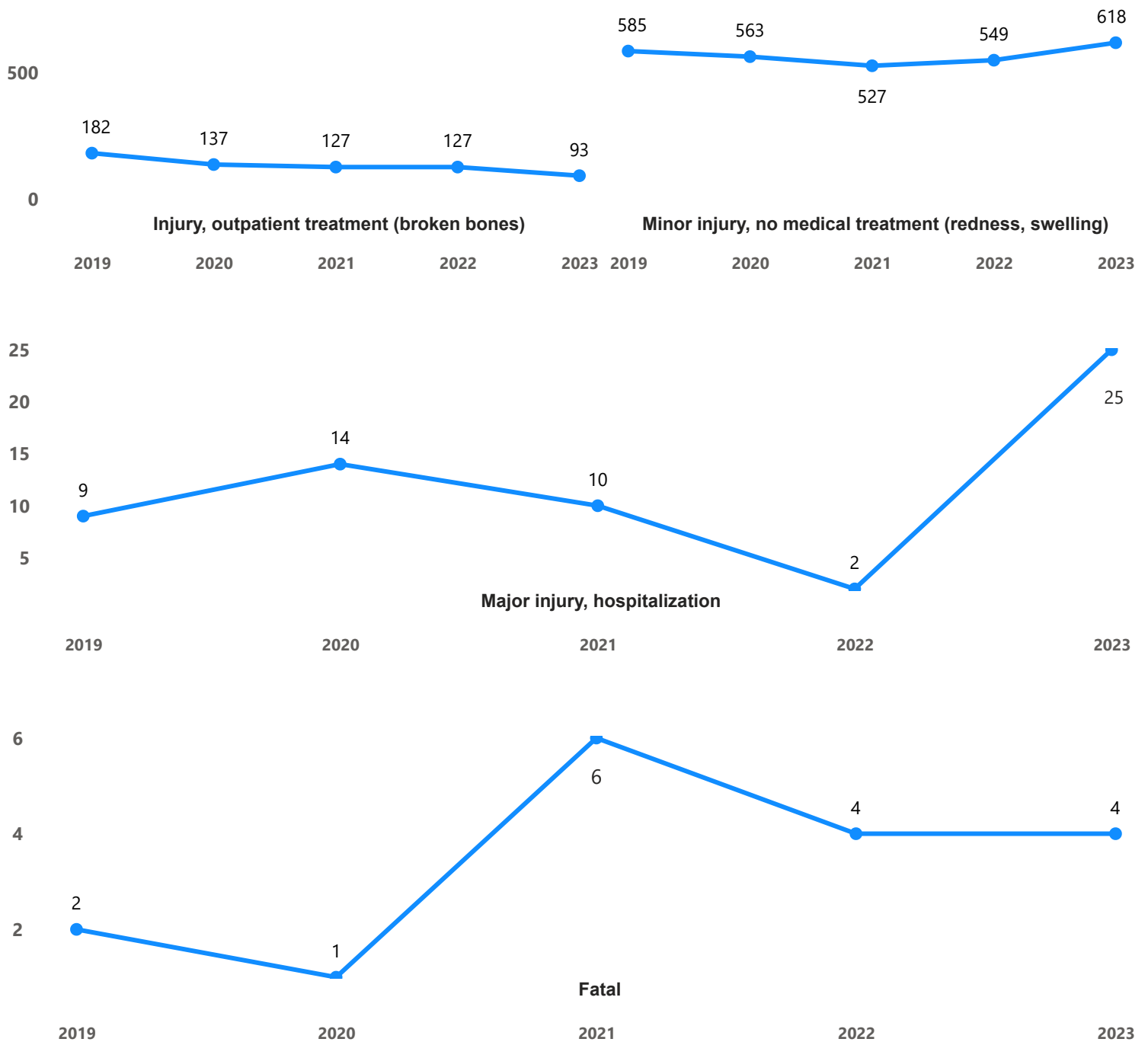


84% of Control Tactics resulted in No Injuries.

5.0 Subject Physical Injuries

5.2 Five Year Subject Physical Injuries Trend

FIVE YEAR SUBJECT PHYSICAL INJURIES 2019 - 2023

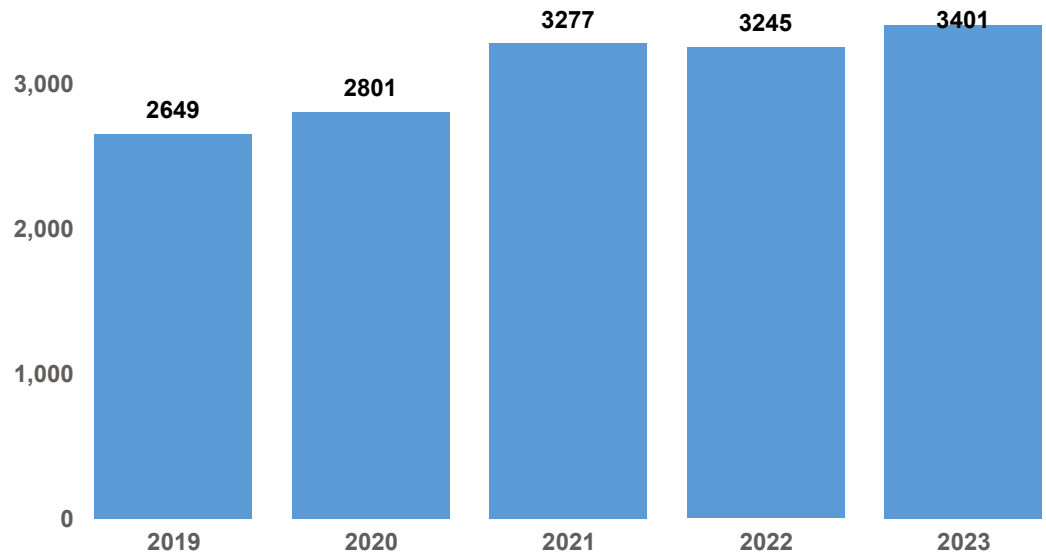


5.0 Subject Physical Injuries

5.3 Individuals subject to Control Tactics or Use of Force Action

Individuals subject to use of force trended up, resulting in a 28.39% increase between 2019 and 2023.

NUMBER OF PEOPLE RELATED TO USE OF FORCE OCCURRENCE
2019 - 2023

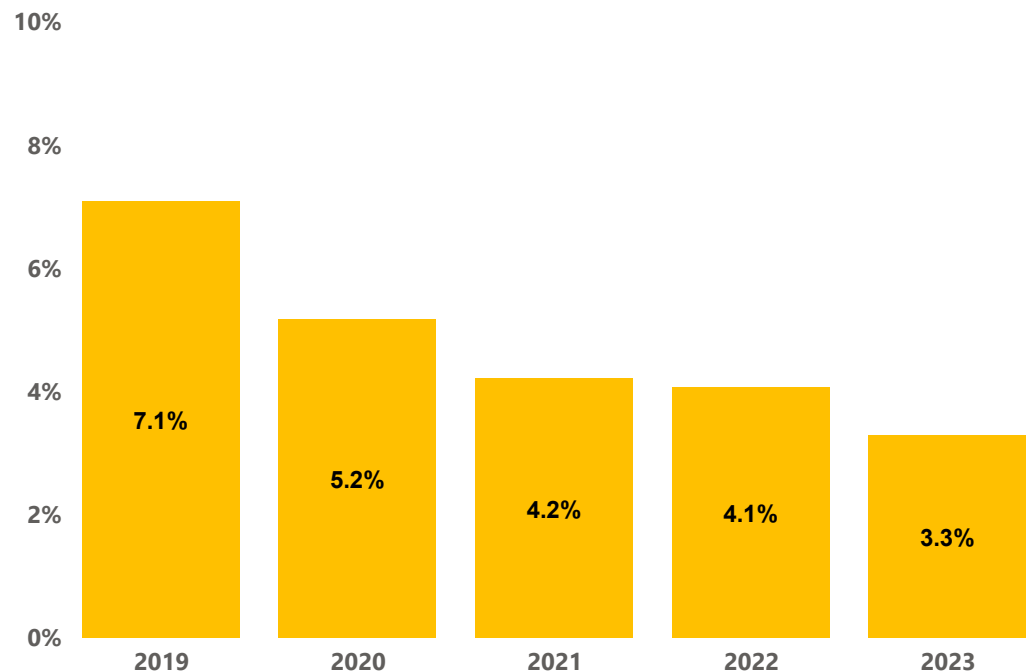


5.4 % Individuals needing medical treatment

The chart includes injuries of the following nature:

- Minor Injury requiring outpatient treatment
- Disabling Injury requiring outpatient treatment
- Disabling Injury requiring hospitalization
- Fatalities

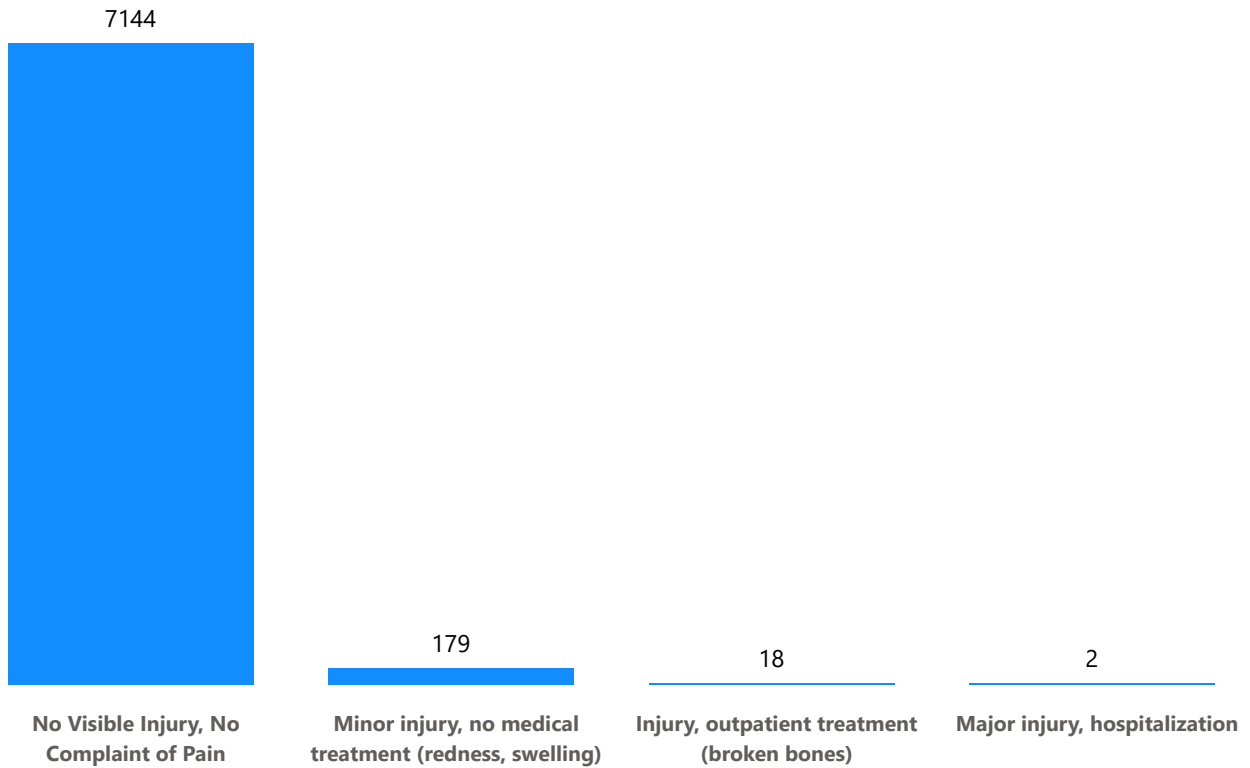
% INDIVIDUALS NEEDING MEDICAL TREATMENT 2019 - 2023



6.0 Member Physical Injuries

6.1 Member Physical Injuries

MEMBER PHYSICAL INJURIES 2023

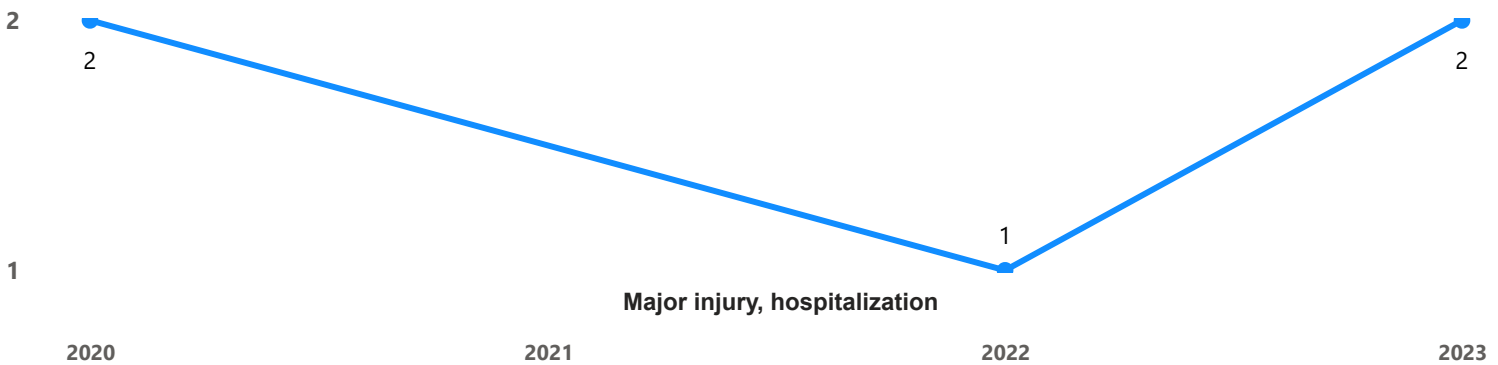
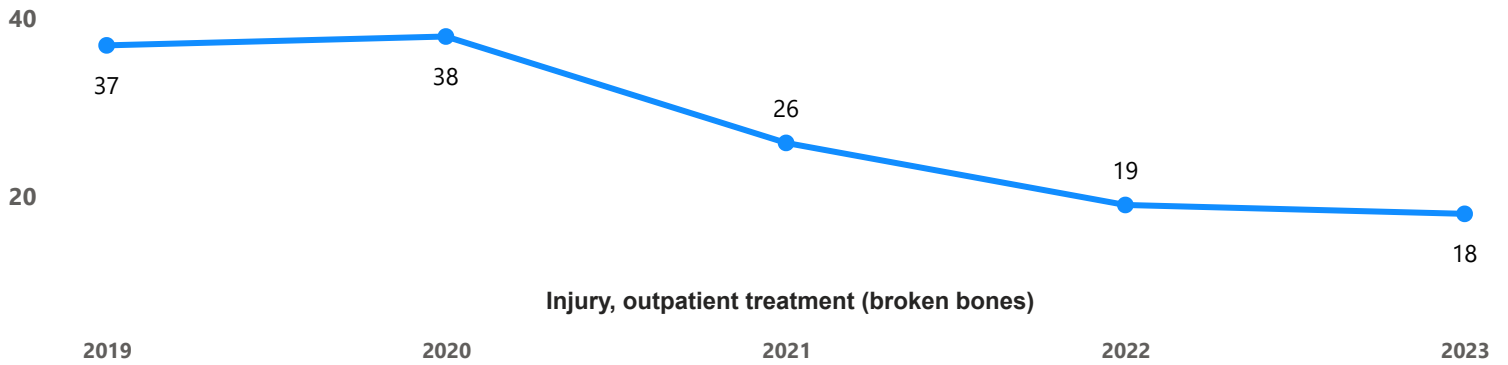
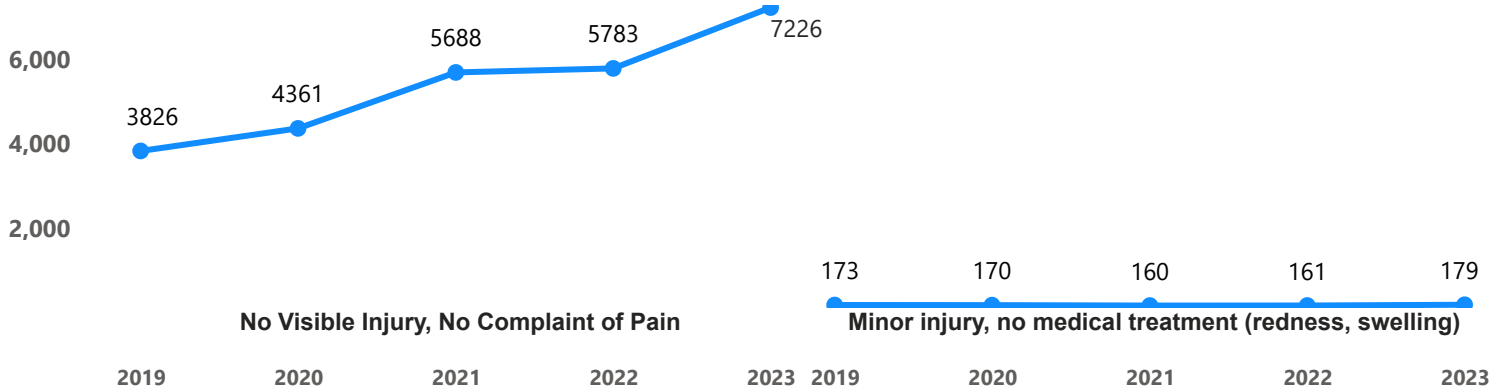


97% of Control Tactics Reports have no reported member injuries.

6.0 Member Physical Injuries

6.2 Five Year Member Physical Injuries Trend

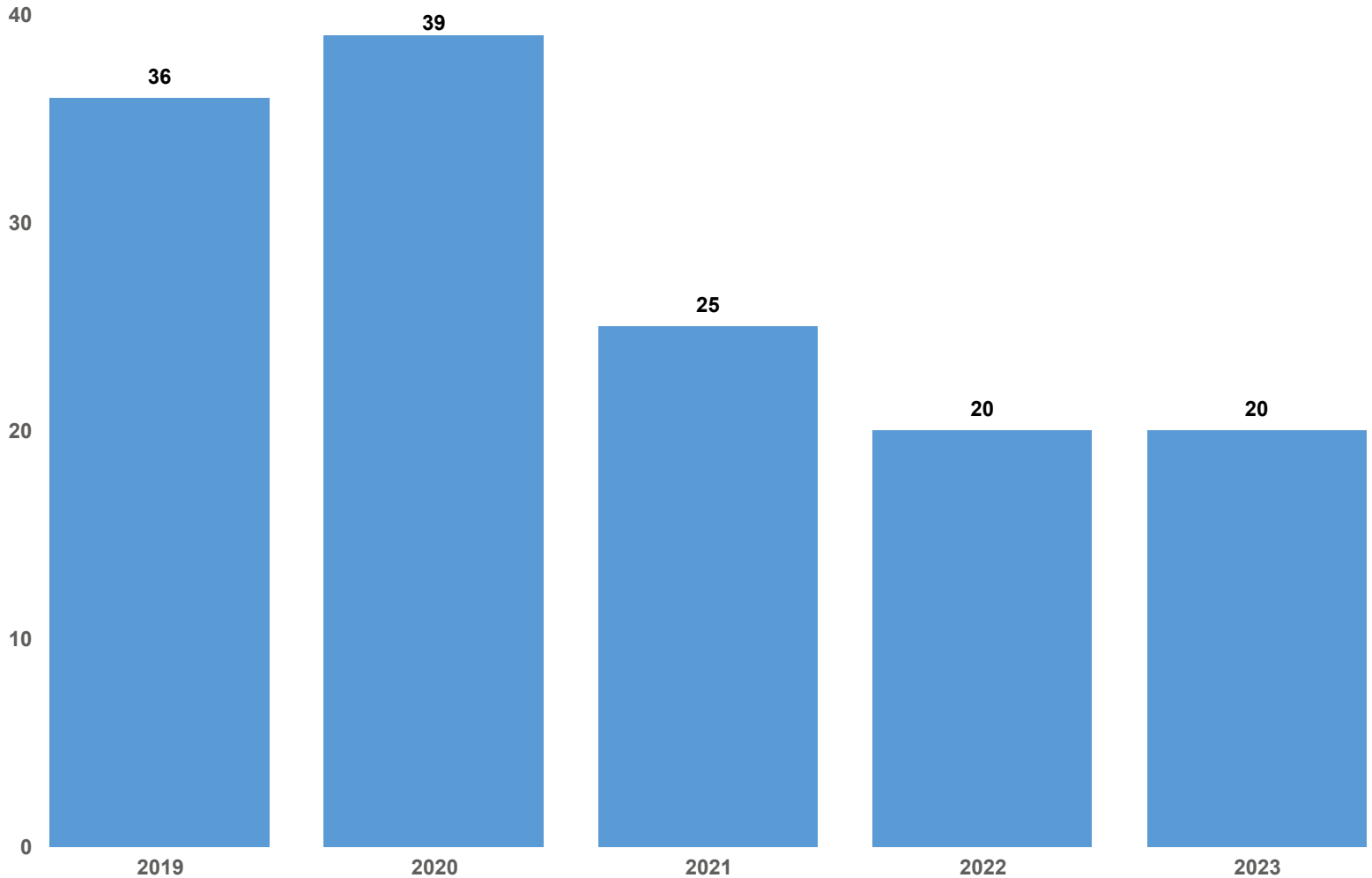
FIVE YEAR MEMBER PHYSICAL INJURIES 2019 - 2023



6.0 Member Physical Injuries

6.3 Members needing medical treatment

MEMBERS REQUIRING MEDICAL TREATMENT DUE TO CONTROL TACTICS OR USE OF FORCE APPLICATION 2019 - 2023



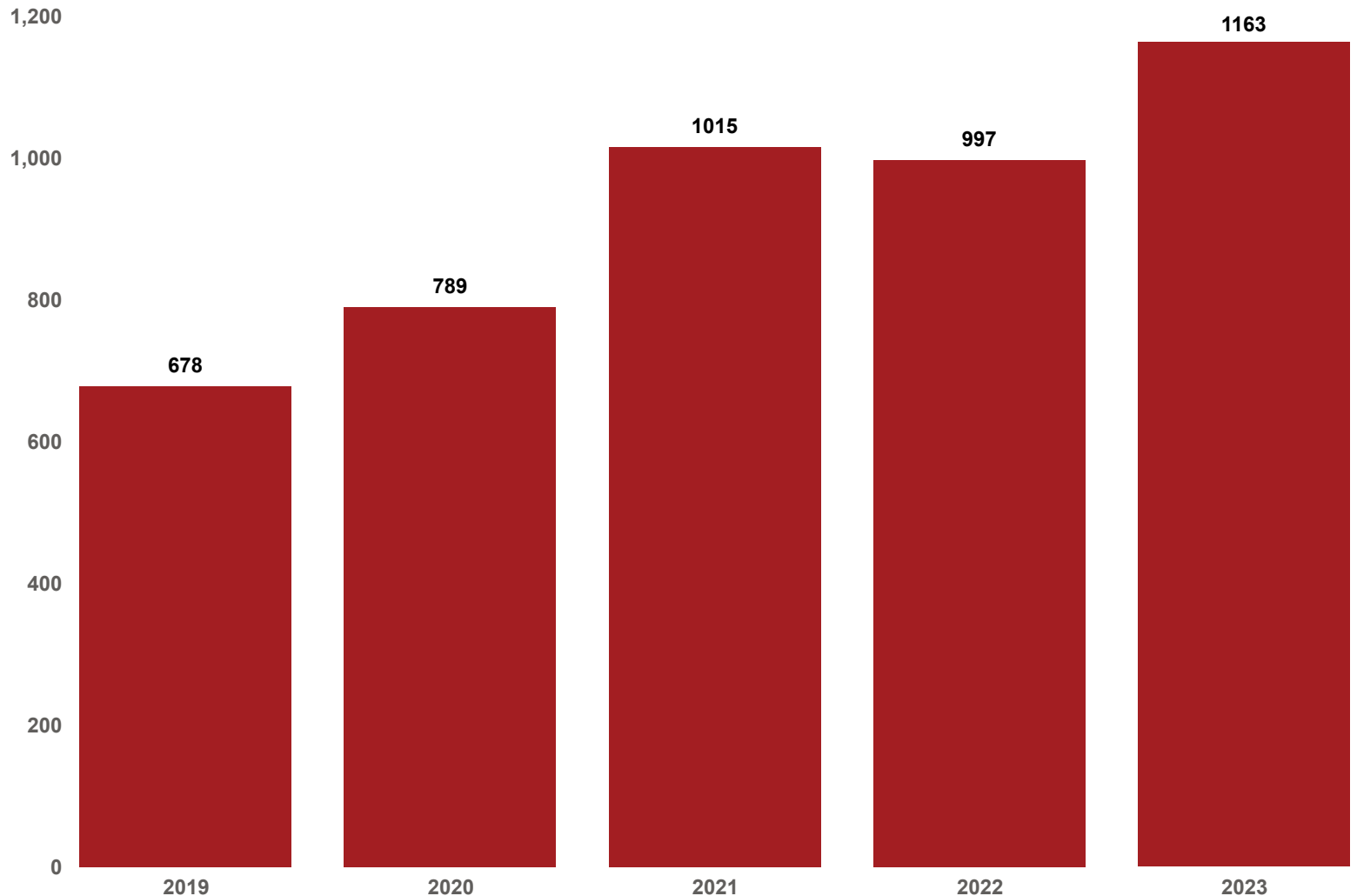
The chart includes injuries of the following nature:

- Minor Injury requiring outpatient treatment
- Disabling Injury requiring outpatient treatment
- Disabling Injury requiring hospitalization

7.0 Mental Health

7.1 # Control Tactics Reports with Mental Health as a Risk Factor

CONTROL TACTICS WITH MENTAL HEALTH AS A RISK FACTOR 2019 - 2023



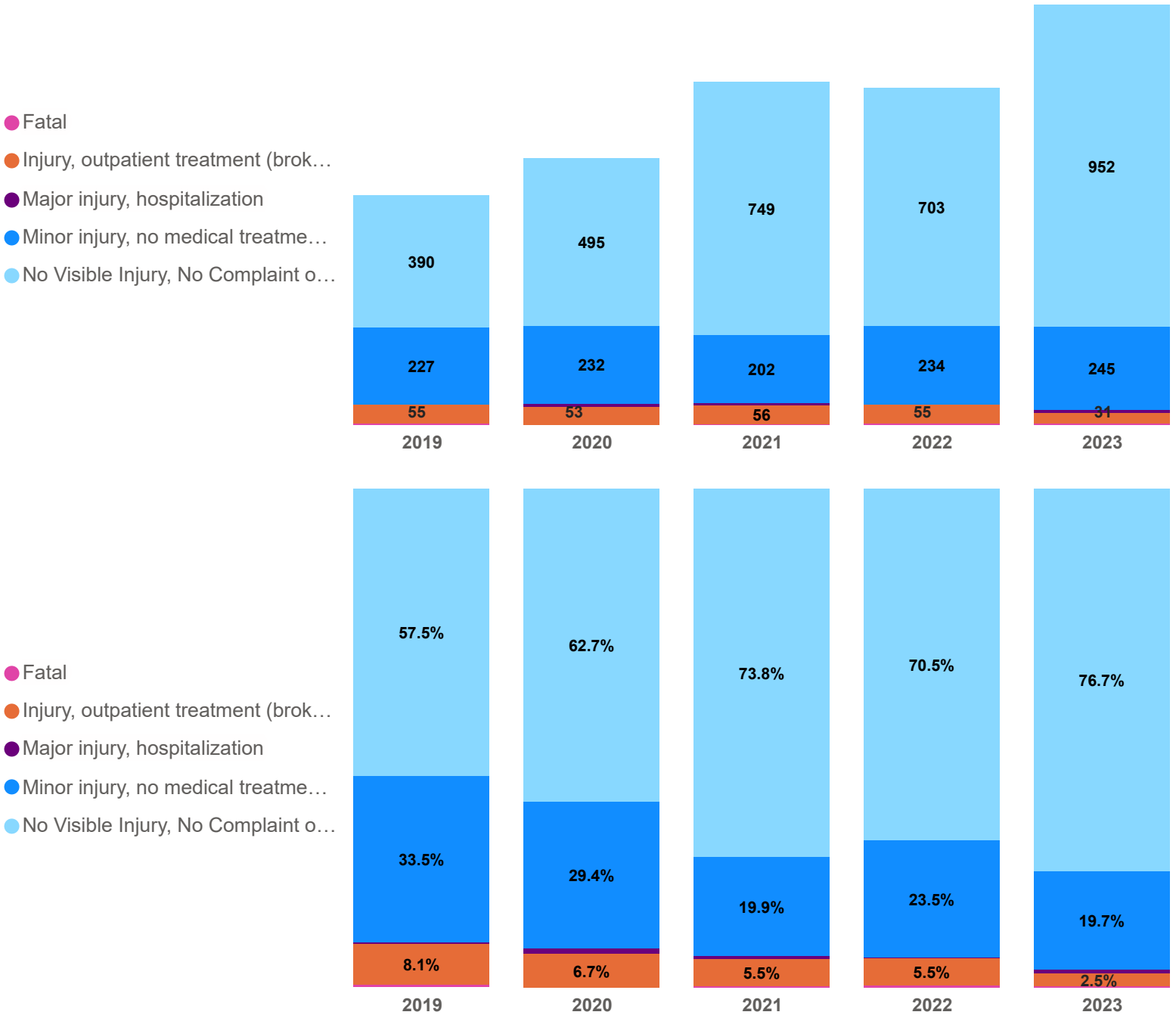
The above chart includes Control Tactics Reports where Mental Health as a Risk Factor was **Perceived (Observed) or Confirmed** by the responding member.

Note: Mental Health as a risk factor also can/will overlap with Drug/Alcohol risk factors.

7.0 Mental Health

7.2 Injury Classification with Mental Health as a Risk Factor

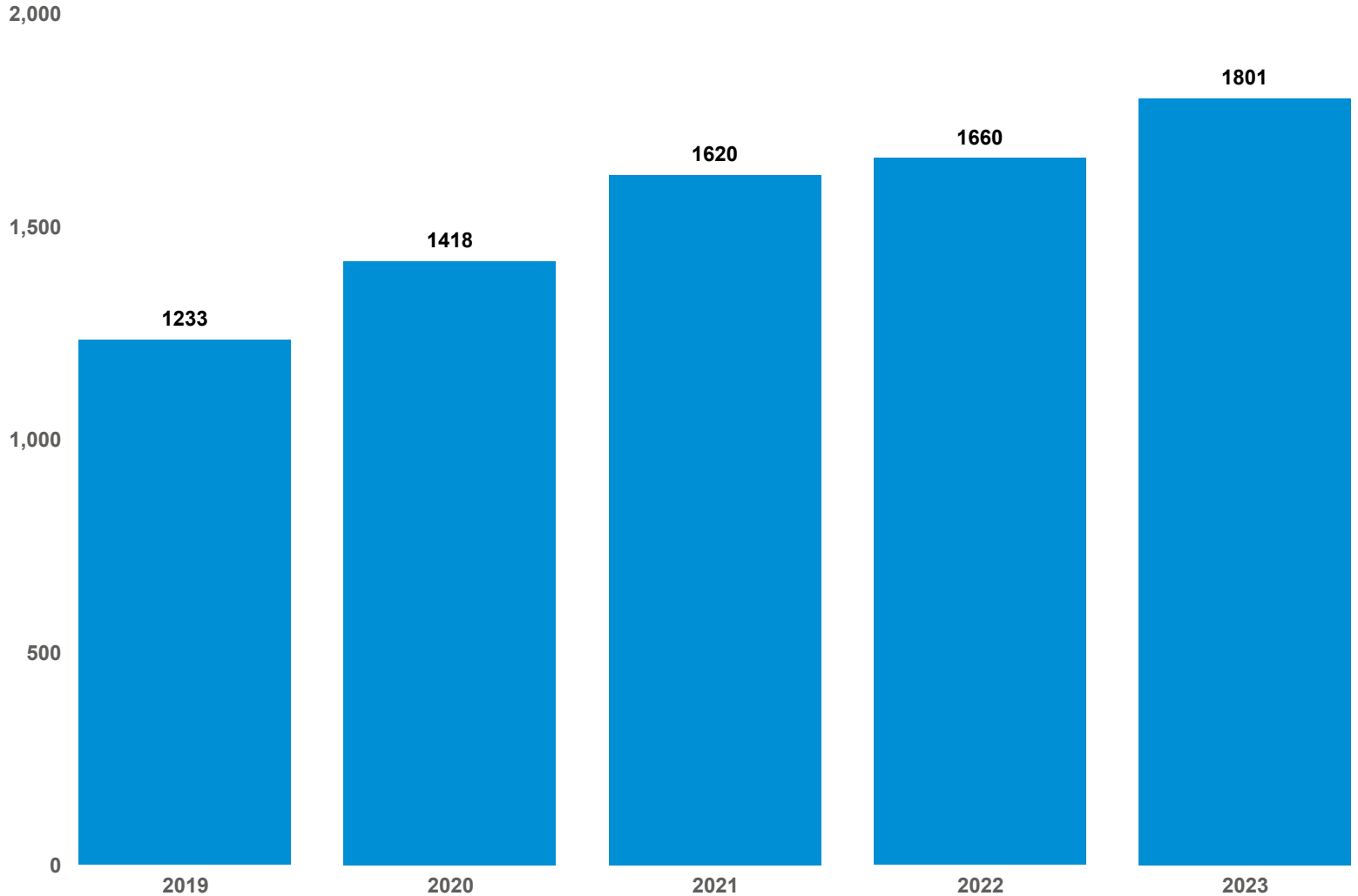
Control Tactics Physical Injury Classification with Mental Health as a Risk Factor 2019 - 2023



8.0 Drug/Alcohol

8.1 # Control Tactics Reports with Drug/Alcohol as a Risk Factor

CONTROL TACTICS WITH DRUG/ALCOHOL AS A RISK FACTOR 2019 - 2023



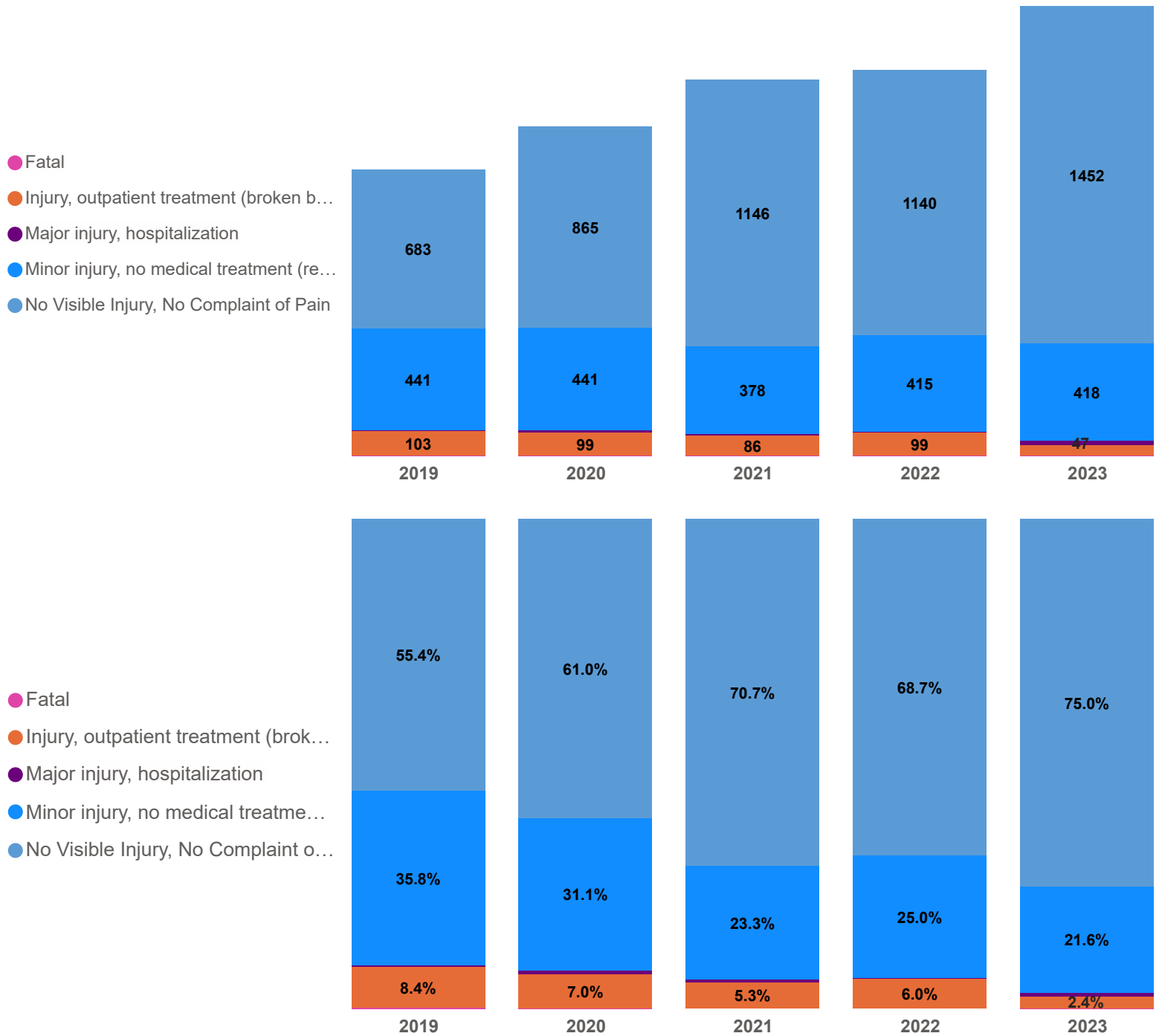
The above chart includes Control Tactics Reports where Mental Health as a Risk Factor was **Perceived (Observed) or Confirmed** by the responding member.

Note: Mental Health as a risk factor also can/will overlap with Drug/Alcohol risk factors.

8.0 Drug/Alcohol

8.2 Injury Classification with Drug/Alcohol as a Risk Factor

Control Tactics Physical Injury Classification with Drug/Alcohol as a Risk Factor 2019 - 2023



CONTROL TACTICS STATISTICS JANUARY-DECEMBER 2023

Presented for Information to the
Edmonton Police Commission

**Inspector Brian SINCLAIR &
Staff Sergeant Joe TASSONE**

Training Section
Edmonton Police Service



Agenda

1. Report Process

2. Control Tactics Statistics

3. Category I & II Occurrences

4. Subject and Officer Injuries

5. Overall Assessment & Strategies



Glossary

Category I control tactic: force options have been displayed but not used.

Category II control tactic: force options have been displayed and used.

Occurrence: an incident or a series of connected incidents reported to police that results in the creation of a police report. It can be criminal or non-criminal.

ACKNOWLEDGEMENT

All incidents involving force options are reported in compliance with Use of Force Guidelines outlined in section OP 9.3 of the Alberta Policing Standards.



EPS Occurrences JANUARY – DECEMBER 2023

Report Highlights:

Police are responding to more occurrences.


Police are encountering more violence overall.

Police officers are facing more dangerous circumstances.

But:

Despite the 2023 increase in occurrences responded to by EPS a Control Tactic Report has only been generated 2.1% of the time.

Instances of subject or officer injury are decreasing over time.



LEGEND



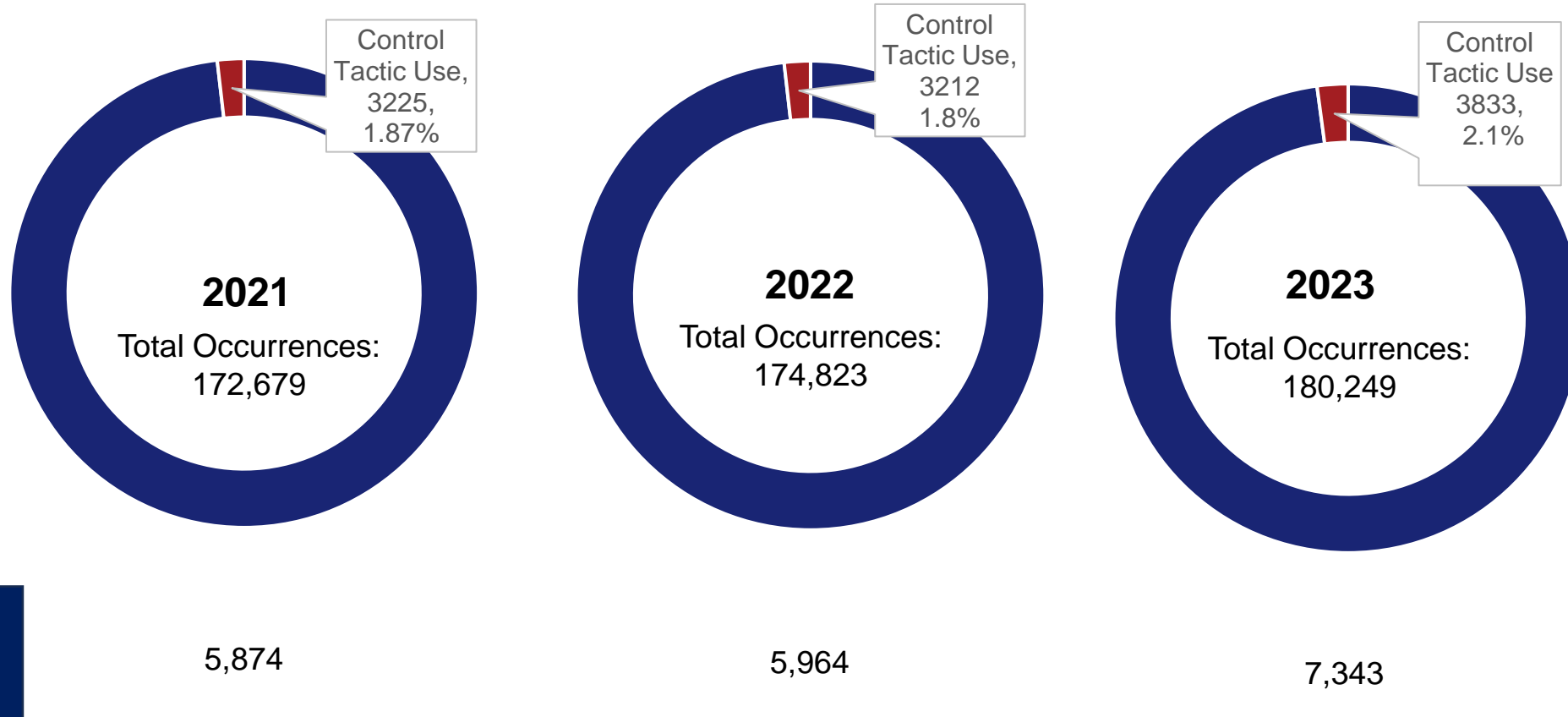
Total
Occurrences



Total Control Tactics Report(s)
completed

Control Tactics STATISTICS

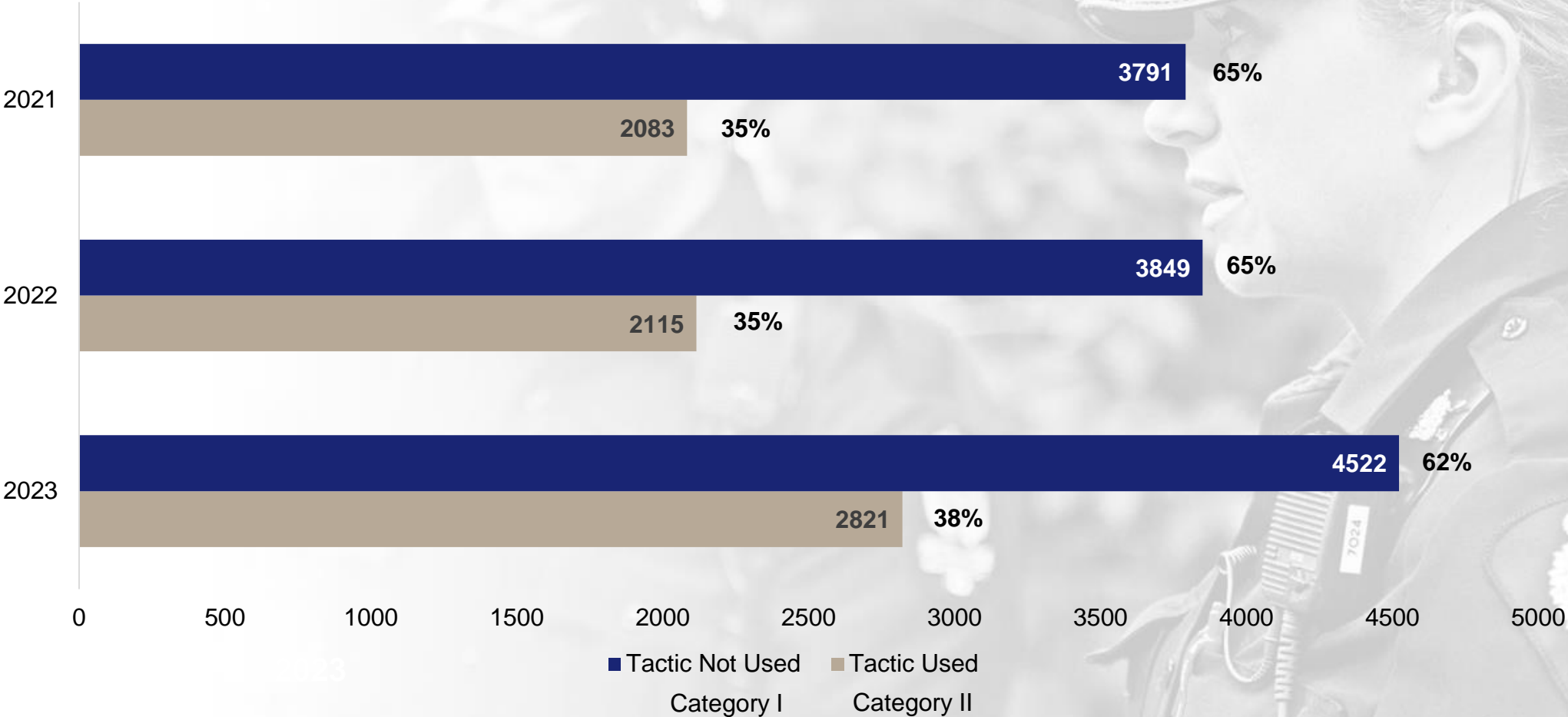
The number of occurrences EPS responds to continues to grow. There were 180,249 in 2023. As per policy, every officer who uses any control tactic is required to submit a Control Tactic Report.



Control
Tactics
Reports

CATEGORY I & II CONTROL TACTIC REPORTS

Category I and II reports are increasing, but correlate to the increase in occurrences EPS respond to.



Injuries Related to Control Tactics

Subject Injuries: 84% of all incidents where control tactics were used resulted in NO injury to the subject involved.

Officer Injuries: 97% of all incidents where control tactics were used resulted in NO officer injury.

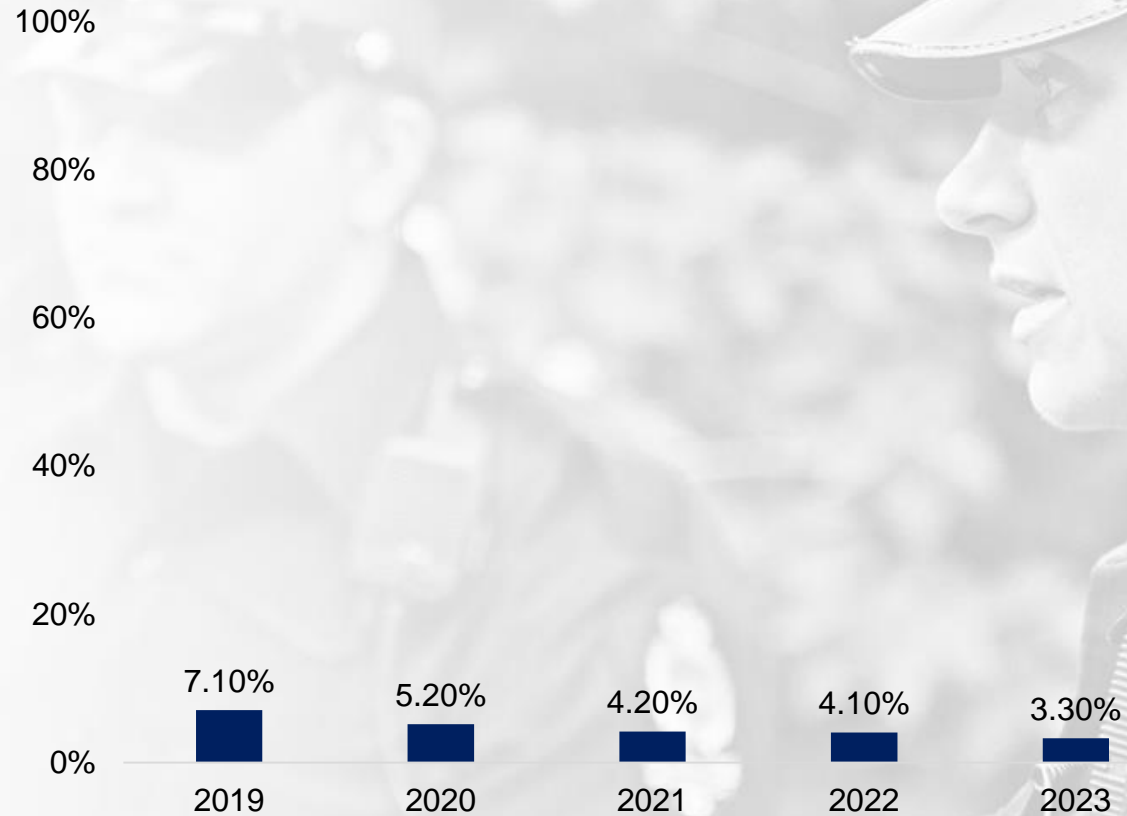


The subject was NOT injured in 84% of incidents where control tactics were used.

The percent of subjects who required hospitalization following a control tactic incident is decreasing.

Types of injuries included:

- Minor injury requiring outpatient treatment
- Disabling injury requiring outpatient treatment
- Disabling injury requiring hospitalization
- Fatalities

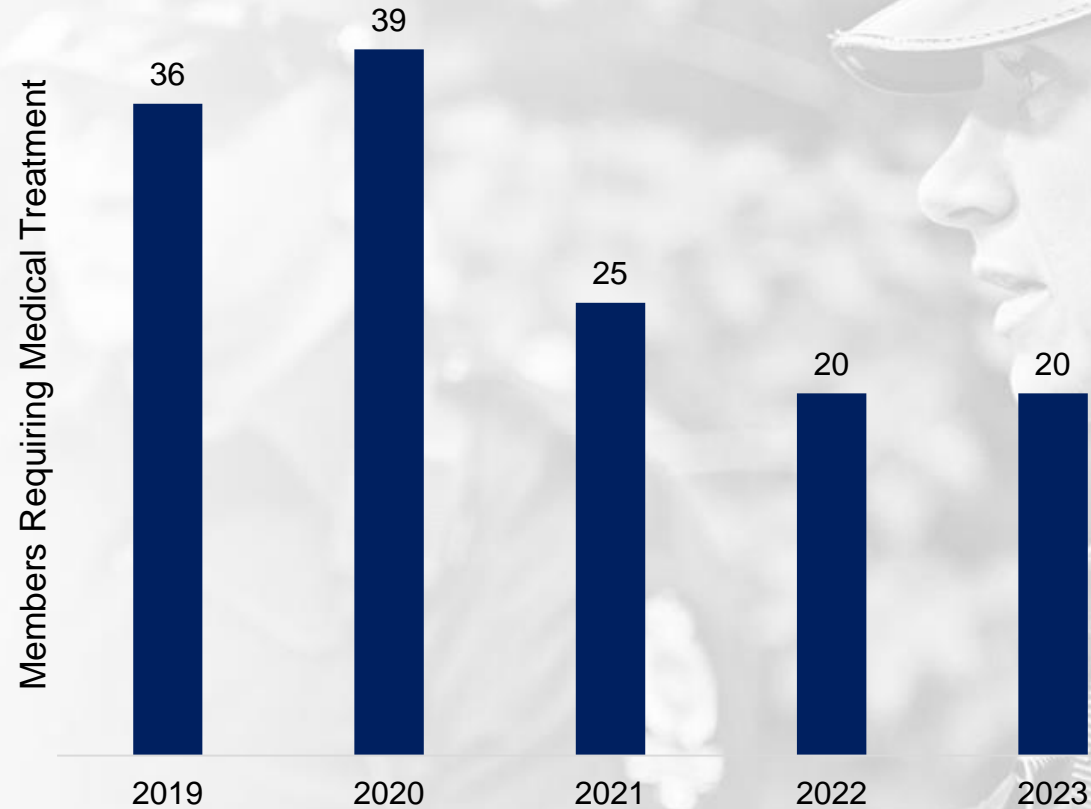


Members were NOT injured in 97% of incidents where control tactics were used.

The percent of subjects who required hospitalization following a control tactic incident is decreasing.

Types of injuries included:

- Minor injury requiring outpatient treatment
- Disabling injury requiring outpatient treatment
- Disabling injury requiring hospitalization



Getting it right

Training Strategies: On-going national and international training reviews.

Additional Force Options: All new recruits are now trained to use the CEW.

De-centralized Training: Provides layers of training, results in more officers receiving training in real time, rather than period or static training segments.



Getting it right

Identify Trends: EPS Training Section works closely with areas such as PSB, ASIRT, Early Intervention, and the Re-Integration Unit, where trends are identified and shared so training can be altered or refined.

Commander Programs: The EPS has a multi-layered robust command structure, which is embedded throughout operations.



QUESTIONS?

Training Section
Edmonton Police Service

