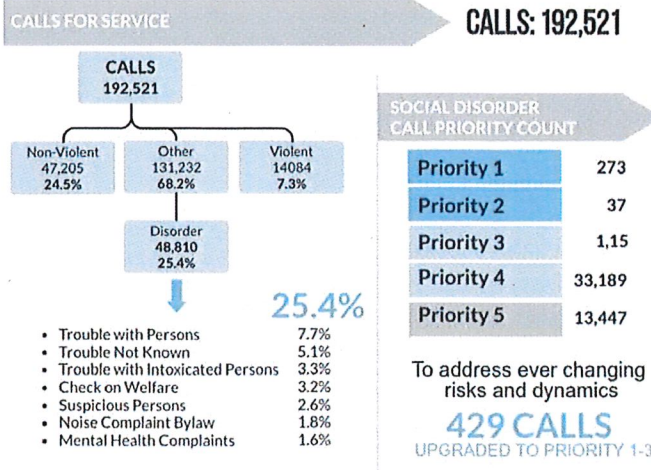
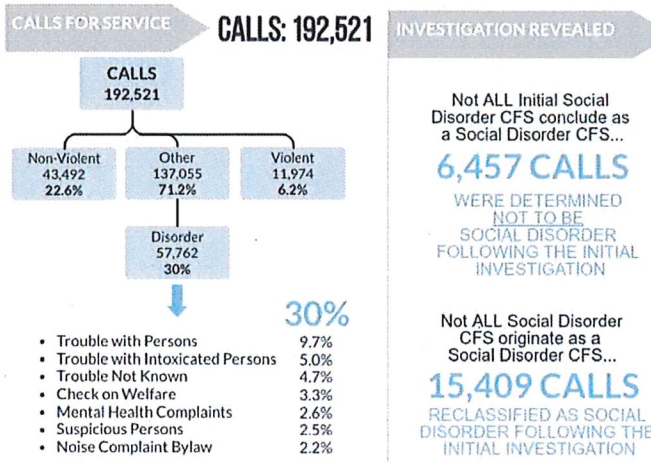


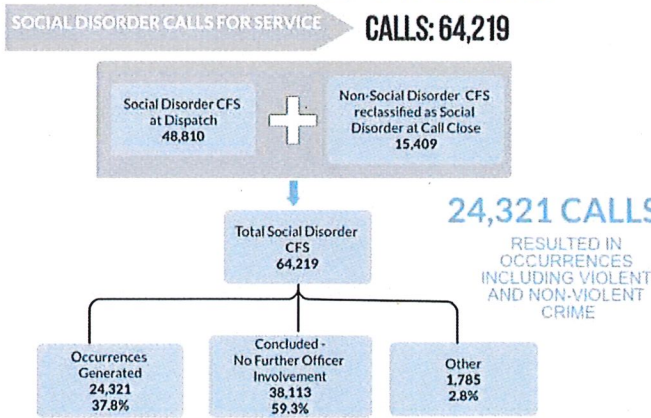
INITIAL COMPLAINANT INFORMATION



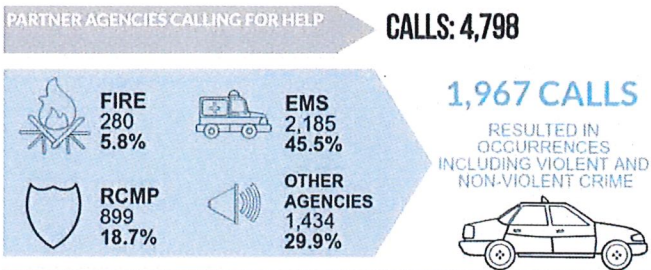
INITIAL OFFICER INVESTIGATION



RESULTS AT CONCLUSION OF INVESTIGATION



EPS ASSISTANCE FOR SAFETY AND SUPPORT OF PARTNERS



**24,321 SOCIAL DISORDER OCCURRENCES INCLUDE
VIOLENT AND NON-VIOLENT CRIME**

VIOLENT & NON VIOLENT CRIME

OCCURRENCES: 3,077



VIOLENT CRIME
1,140
4.69%



NON-VIOLENT CRIME
1,937
7.96%

TOP 5

- Assault 35.4%
- Assault - Bh/Weapon 24.4%
- Utter Threats 10.6%
- Sexual Assault 6.1%
- Assault - Aggravated 3.7%

TOP 5

- Mischief 20.7%
- Breach Recognizance 17.2%
- Shoplifting \$5K or under 6.9%
- Possession - Meth 5.5%
- Breach of Probation 4.0%



Occurrences Requiring Use of Force
238
7.7%



Victims Identified
1,278

VIOLENCE AGAINST EDMONTON OFFICERS

SOCIAL DISORDER OCCURRENCES

OCCURRENCES: 24,321



VIOLENCE AGAINST POLICE OFFICERS

**54
OCCURRENCES**



93 Total Charges for Assaulting Police

Charge

Charge	# of Charges
ASSAULT A PEACE OFFICER	57
ASSAULT PEACE OFFICER/BODILY HARM	3
ASSAULT WITH INTENT TO RESIST LAWFUL ARREST	4
ASSAULT-PEACE OFFICER WHILE CARRYING WEAPON	2
DISARM OR ATTEMPT TO DISARM A PEACE OFFICER	4
OBSTRUCTING A PEACE OFFICER	5
RESISTING A PEACE OFFICER	18
TOTAL	93

DISPROPORTIONATELY HIGH INVOLVEMENT IN OCCURRENCES

SOCIAL DISORDER OCCURRENCES

OCCURRENCES: 24,321

UNIQUE INDIVIDUALS IDENTIFIED
24,399



Accused, Arrested,
Charged, Subject, Suspect
or Suspect Charged



**TOP 1%
233**

TOTAL INVOLVEMENT IN 2019

**6,547
OCCURRENCES**

VIOLENT CRIME
486

NON-VIOLENT CRIME
2,615