

Integrated Offender Management (IOM)

Offender Behaviour Evaluation 2020-2022

Presented for Information
Edmonton Police Commission

November 16, 2023

Insp. Graham Hogg, Sgt. Renee Martynuik
Megan Wells, Dr. Scott Bennet



Setting the Scene



Study conducted: 2023 Jan 01 – 2023 Aug 15

Study conducted by: Identification and Selection Unit
Sgt. Renee MARTYNUIK, MSc.
Che KAUSHIK (MA1 - BAIR)
Megan WELLS (CIA - CAIS)

Dates of Data Set: 2020 May 01 – 2022 Sep 30

Sample Size: $n = 100$ (IOM offenders)

Study Type: Within-subjects, repeated measures design (pre-post analysis)
Secondary data used, mixed methods analysis

The Evidence Base

Risk Need Responsivity (Andrews, Bonta & Hoge, 1990)



RISK

Level of Service must be proportionate to Level of Risk to reoffend

NEED

Service providers target and address criminogenic needs to reduce an offender's risk to reoffend.

(Basic vs. Criminogenic)

RESPONSIVITY

We must provide our services in a way that:

- Meets the offender where they are
- Are tailored to address offender-specific conditions

Central 8 Criminogenic Risk/Needs (Andrews & Bonta, 2010)

History of
Antisocial
Behaviour

Antisocial
Behaviour
Pattern

Family/Marital
Circumstances

School / Work

Big Four

Moderate Four

Antisocial
Cognition

Antisocial
Associates

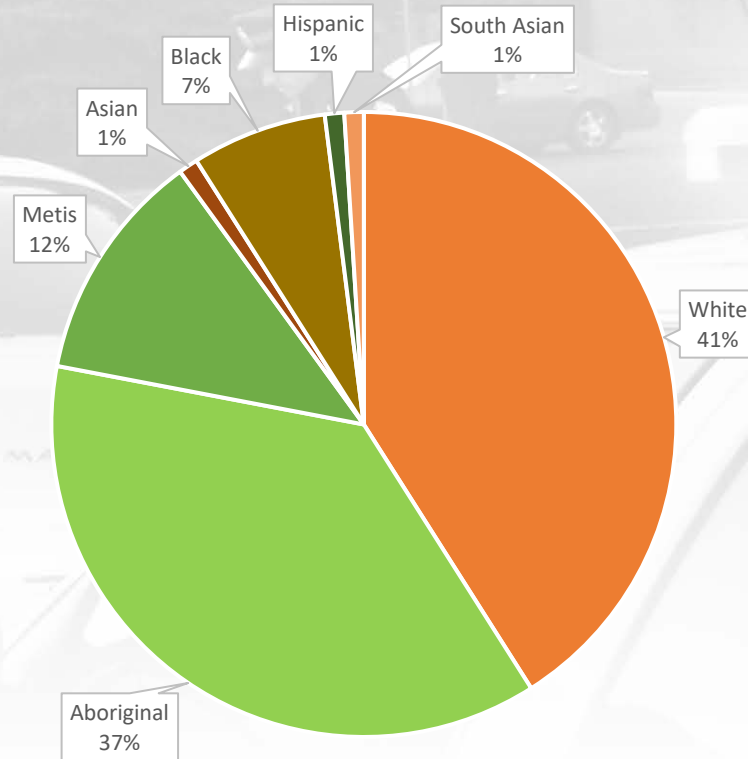
Leisure /
Recreation

Substance Abuse

Influenced by our **RELATIONSHIP** with the offender

Influenced by our **ACTIONS**
and **COMMUNITY SERVICE INVOLVEMENT**

Offender Demographics (Race/Gender)



n = 100

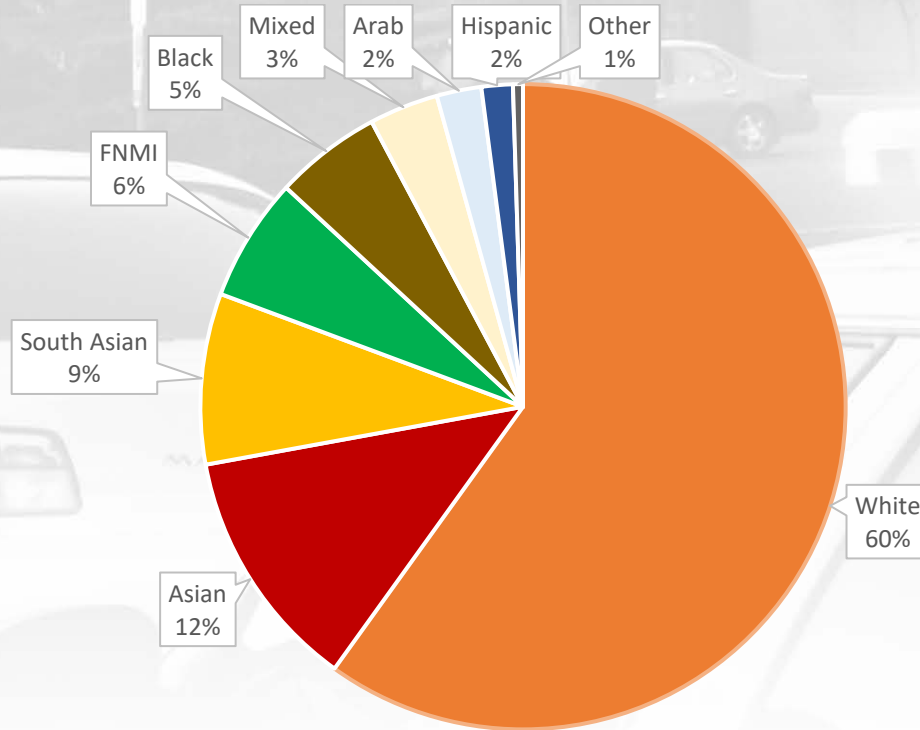
Male = 84%

Female = 16%

Avg Age* = 34.4 years

*As of Nov. 9, 2023

Edmonton CMA* Population Race (2021 Census)



n = 1,397,650

**For the Edmonton Census Metropolitan Area (CMA)*

Measurements Conducted in the Study



Behaviour Indicator Measured	Criminogenic Factor
Negative Occurrences	Big 4
Crime Severity	Big 4
Charges	Big 4
Front Line Service Time	Big 4
Antisocial Associates	Big 4
Employment	Moderate 4
Family Instability	Moderate 4
Housing	Not a Criminogenic Need
Substance Use	Moderate 4
Treatment	Moderate 4

↓ 56%

reduction in **negative occurrences** with
Police

arrested, accused, charged, suspect or a suspect chargeable
in occurrences

↓ 70%

reduction in **crime severity**
(total UCR-weight based severity of violations)

↓ 59%

reduction in **charges**

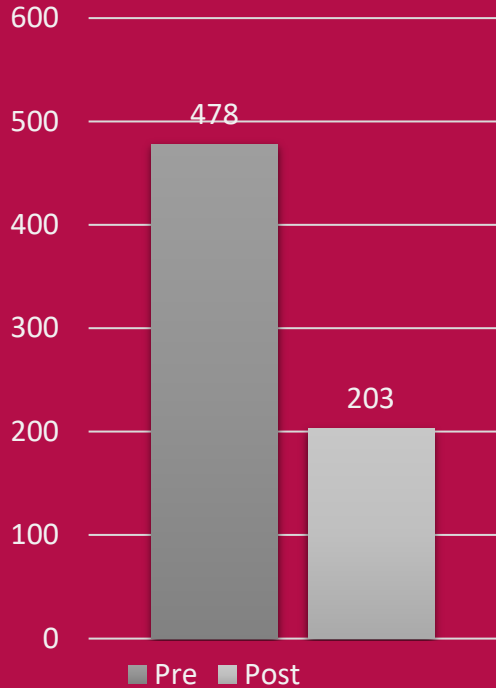
Represents a decrease in criminal involvement in
occurrences.

↓ 63%

reduction in **front line service time**

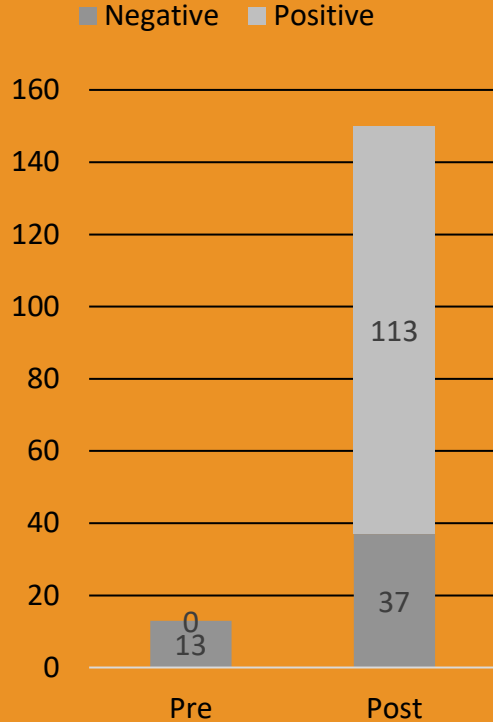
↓ **58%**

reduction in **Antisocial Associates**



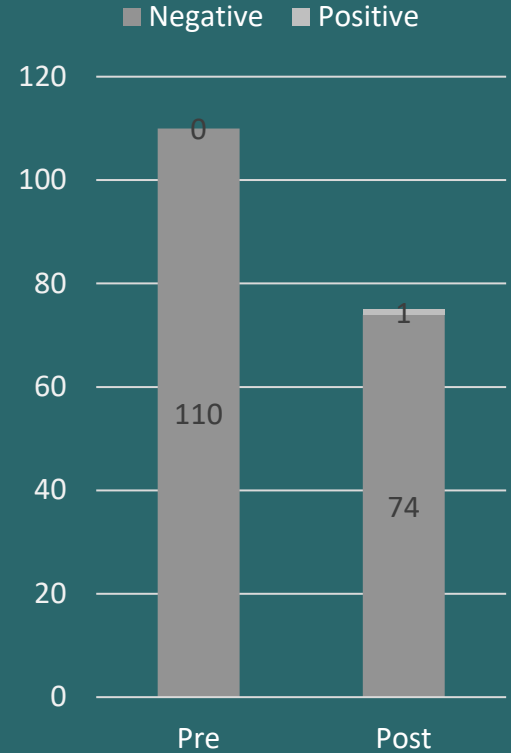
↑ **1053%**

Increase in documented discussion surrounding **HOUSING**



↓ **33%**

DECREASE In **SUBSTANCE USE**
(documented)

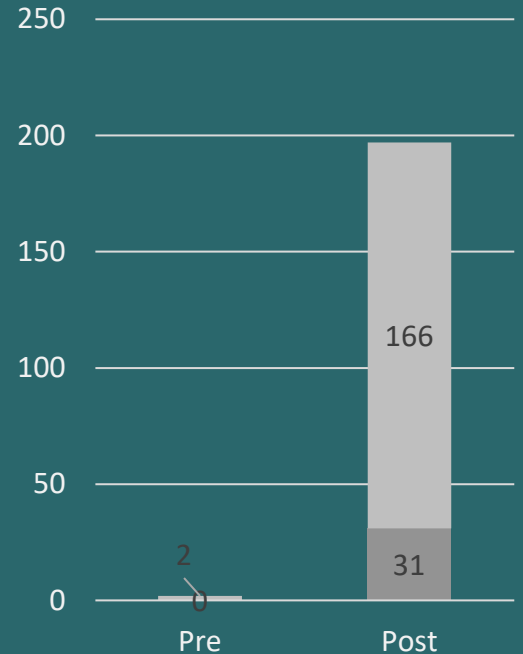


Insufficient Data

**Family
Instability**

Employment

Treatment*



Top 5 Criminal Charges

Pre and Post comparisons



Charge	Pre	Post	Percent Change
Possess Stolen Property – Under \$5000	162	44	-73%
Theft Under \$5000 – Shoplifting	108	48	-56%
Made/Possess Identity Document	73	45	-38%
Possess Offensive Weapon Dangerous to Public	59	28	-53%
Theft Under \$5000	57	17	-70%

Top 5 Administrative Charges

Pre and Post comparisons



Charge	Pre	Post	Percent Change
Breach Condition (Release Order)	272	122	-55%
Fail to Attend Court (Appearance Notice)	106	41	-61%
Fail to Attend Court (Release Order)	47	21	-55%
Fail to Comply with Probation Order	89	101	+13%
Fail to Attend (Prints)	77	26	-66%

Key takeaways



- IOM sweet spot in case management = 10 months
- Enforcement is a key proponent of desistance of P&P offender's crime
- Navigation services in concert with enforcement reduces harm more significantly than enforcement alone
- Transportation is a key responsivity factor in offender success
- Lack of available data and records management across Police, Social Service Ministries, and NGOs made this study challenging