



## EDMONTON POLICE SERVICE

### **REPORT TO THE EDMONTON POLICE COMMISSION**

**DATE:** September 25, 2023

**SUBJECT:** Re-zoning of Downtown Branch Beat Boundaries – 6-month update

---

#### **RECOMMENDATION(S):**

That this report be received for information.

#### **BACKGROUND:**

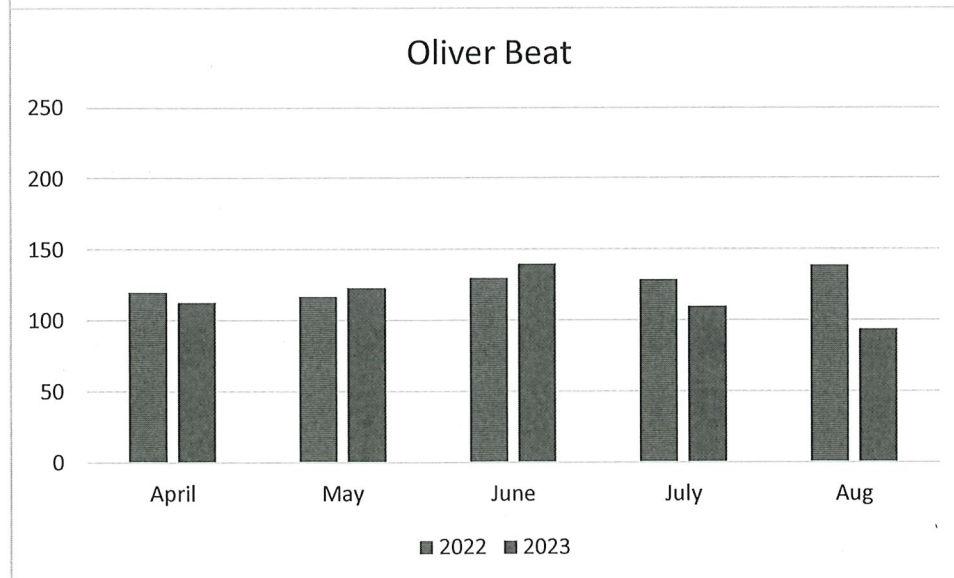
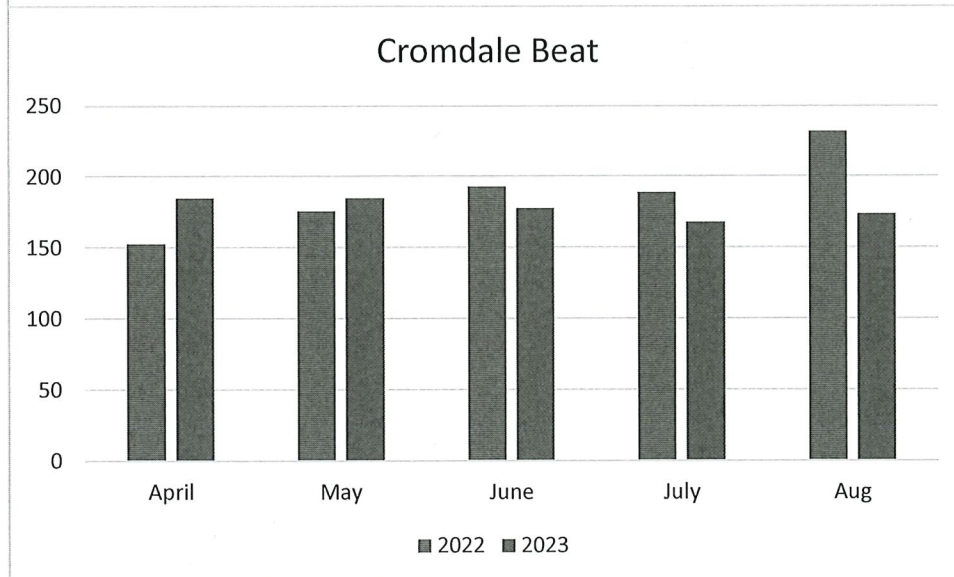
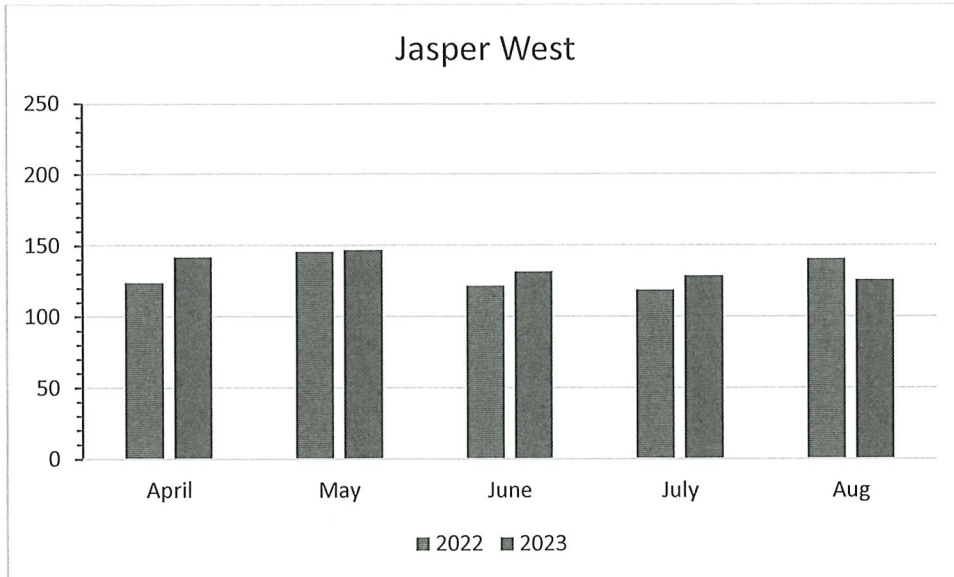
This report will provide information and update the Edmonton Police Commission (EPC) on re-zoned beat boundaries within Downtown Branch of the Edmonton Police Service (EPS).

In February 2023, members of Downtown Branch presented to EPC, advising of the re-zoning of Downtown Branch Beat Boundaries. At that time a request was made by the EPC to provide a report for evaluation and effectiveness, at intervals of six months for a period of one year, then annually moving forward.

A comparative analysis was conducted by EPS Business Analytics, Intelligence & Reporting Section (BAIR) that captured data for April to August 2023 and compared it to the original data obtained for the purposes of the boundary change (April to August 2022). The comparative monthly data (April to August 2022) was isolated from the original analysis (October 2021 to October 2022).

Although the request by the commission was a six-month evaluation, the data provided is for a five-month period (April to August 2023). This is in part due to Downtown Beats assisting HSOC in transitioning into their new Crime Suppression Zones (formerly Beat areas), while also providing Beats the opportunity to establish partnerships with their new stakeholders.

The initial analysis demonstrated that Cromdale, Jasper West, and Oliver areas were experiencing high volumes of violent crime, social disorder, and property crime. The current five-month analysis demonstrated an overall reduction of total calls for service by 84; a 3.69% decrease in violence, disorder, and property crime. (See below figures) With extrapolation of the current reduction of calls for service, we can estimate a 9% reduction in calls for service in Cromdale, Jasper West and Oliver Beats in a 12-month period.



What is not quantifiable is Downtown Beats has also established strong partnerships with numerous business and community stakeholders such as Downtown Edmonton Community League (DECL), Downtown Business Association (DBA), Edmonton Public Library (EPL) and North Edge Business Association (NEBA).

There have been multiple projects within the community that have had positive impacts such as Project Doubletree, which focused on the Quarters and the Double Tree Hilton Hotel. The Oliver Beat team was responsible for Project Deface, which resulted in arrest and disruption of a group of graffiti artists who we believe were responsible for over 500 tags citywide. Beats has been involved in revitalization projects along Jasper Avenue including significant time and effort dedicated to stakeholders such as Tim Hortons (10665 Jasper Av) and the Circle K (Jasper/ 113 St).

Beats have also partnered with Community Safety Liaisons from Neighborhood Empowerment Team (NET) to conduct safety presentations with Downtown community and business stakeholders and employees; to date they have completed 50 presentations and have reached over 500 community members. Both Jasper Beat teams have adjusted their shift schedule to accommodate the entertainment zone, working Friday and Saturday nights until 2:00 am.

#### **ADDITIONAL INFORMATION ATTACHED:**

Attachment 1:

DDiv proposed Beats- April to August 2023 (Prepared by EPS Business Analytics, Intelligence & Reporting Section (BAIR)) which includes:

- a. Proposed D Div Beat Area Occurrence Breakdown update- Queen Mary Park- Not applicable
- b. Proposed D Div Beat Area; Occurrence Breakdown for the proposed "Oliver"
- c. Proposed; D Div Beat Area Occurrence Breakdown for the proposed "Cromdale"
- d. Proposed D Div Beat Area Occurrence Breakdown for the proposed "Jasper West"

**Written By:** Staff Sergeant Amber Maze – Admin Staff Sergeant Downtown Branch

**Reviewed By:** Inspector Brent Dahlseide – Inspector i/c Downtown Branch  
Superintendent Bart Lawczynski – Superintendent i/c  
Northeast/Downtown Division

**Approved By:**

**Chief of Police:** 

**Date:** Oct 2, 23

# Re-zoning of Downtown Beat Boundaries

5 Month Update

EDMONTON  
**POLICE**  
SERVICE

# Contents:

- Background
- Year over Year Oliver Beat
- Year over Year Jasper West Beat
- Year over Year Cromdale Beat
- Success Stories
  - Fondla Graffiti Series
  - Double Tree SOP
  - Jasper West Tim Hortons
  - Safety Presentations

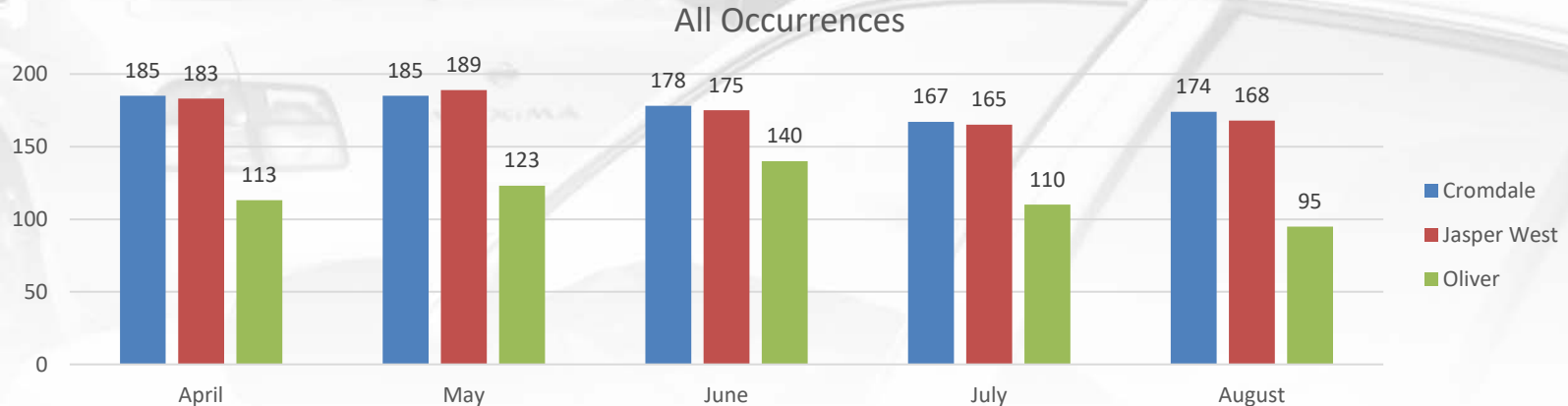


# Background

In February 2023, police presented to the Edmonton Police Commission (EPC) advising of the Re-Zoning of Downtown Branch Beat Boundaries. A request was made by the EPC to provide a report for evaluation and effectiveness, at intervals of six months for a period of one year, then annually moving forward.

# 2023 Overall Stats for New Beat Areas

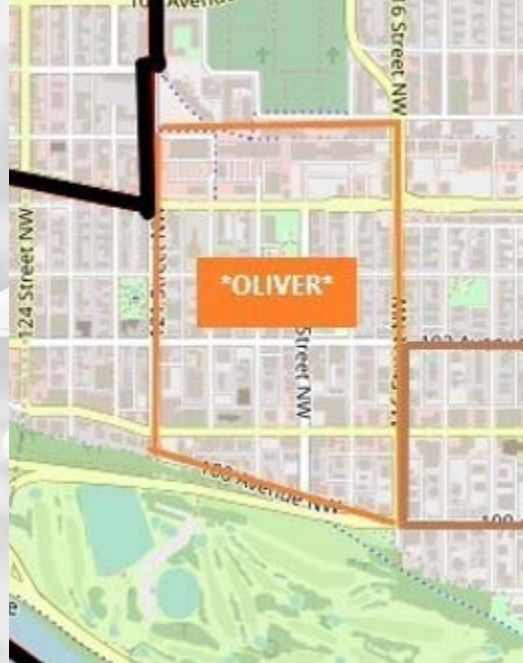
- Overall occurrences across the 3 new Beat areas decreased from 2440 to 2350 (-3.69%)
- Violent occurrences increased from 398 to 400 (+0.50%)
- Non-Violent occurrences decreased from 796 to 737 (-7.41%)
- Disorder occurrences decreased from 641 to 641 (0.00%)
- Property occurrences decreased from 685 to 625 (-8.76%)



# Year over Year Oliver Beat Stats

**Oliver Beat: 105 Avenue to 100 Avenue.  
116 Street to 121 Street.**

- Overall Occurrences reduced dropped from 630-581 (-7.78%)
- Violent occurrences increased from 81-93 (+14.81%)
- Disorder Occurrences dropped from 142-135 (-4.93%)
- Non-violent occurrences dropped from 266-213 (-19.92%)
- Property Occurrences dropped from 236-182 (-22.88%)





# Year over Year Cromdale Beat Stats

**Cromdale Beat: 95 Street to 82 Street.  
112 Avenue/Stadium Road to Jasper Avenue.**

- Overall Occurrences dropped from 941 - 889 (-5.53%)
- Violent occurrences dropped from 202 to 178 (-11.88%)
- Disorder Occurrences dropped from 284 to 257 (-9.51%)
- Non-violent occurrences increased from 238 to 261 (+9.66%)
- Property Occurrences increased from 189 to 201 (+6.35%)



## Year over Year Jasper West Beat Stats

**Jasper West Beat: 116 Street to 105 Street.  
100 Avenue to 102 Avenue.**



- Overall Occurrences increased from 869 to 880 (+1.27%)
- Violent occurrences increased from 115 to 129 (+12.17%)
- Disorder Occurrences increased from 215 to 249 (+15.81%)
- Non-violent occurrences dropped from 292 to 263 (-9.93%)
- Property Occurrences dropped from 260 to 242 (-6.92%)

## FONDLA Graffiti Series

- 500+ tags city wide.
- First surfaced in Jasper West
- Impacted 5 of 6 branches city-wide.
- MCM team concept for investigation by DDiv beats
- Two Ac identified and arrested through info sharing



## Double Tree SOP

- Disorder within vicinity of Double Tree/Hilton Hotel.
- Open air drug & alcohol use.
- Partner with City of Edmonton, Dhelp, HSOC.
- Measured approach over 5 deployments.
- Reduction in overall disorder through enforcement & environmental changes.





## West Jasper Tim Hortons Issues

- Extensive disorder and misuse of space.
- Assaults on staff and clients.
- Spillover into the space from LRT and community.
- Worked in partnership with Staff and Ownership to ban.
- Direct calls to Beat members removed calls for service from Downtown dispatch.
- Business became healthy once again.





## Safety Presentations

- Commercial and Community stakeholders looking for ways to empower their staff relating to disorder and violence.
- Beat members partnered with NET to provide safety presentation.
- Word of mouth spreading through stakeholders.
- 50+ presentations to over 500 attendees.



# THANK YOU

Any questions?

EDMONTON  
**POLICE**  
SERVICE