



## EDMONTON POLICE SERVICE

### REPORT TO THE EDMONTON POLICE COMMISSION

**DATE:** 2022 August 25

**SUBJECT:** Control Tactic Report (CORE Use of Force Training)  
January – June 2022

---

#### RECOMMENDATION(S):

That this report be received for information.

#### INTRODUCTION:

The Edmonton Police Service (EPS) submits two reports annually to the Edmonton Police Commission that outline all instances of reported use of force. One report provides a statistical summary of use of force events that occurred during the first half of the year (quarter one and two) and the second report provides a statistical summary of the entire year (quarter one, two, three and four).

1. The information contained in this report was generated using statistical data captured from electronic Control Tactics Reports for occurrences with reported dates between 2022 Jan 01 and 2022 Jun 30. This report will also include a comparison of the current use of force data with previous 5 years' data.
2. This report is based on data captured as of Aug 17, 2022 23:59. The numbers reported for the same period could vary if the report is run at another time due to some reports being submitted/reviewed/approved after the reporting window.
3. The data from incidents that require a 46.1 notification to the Director of Law Enforcement, which are assigned to the Alberta Serious Incident Response Team (ASIRT), do not form part of this report.

### **BACKGROUND:**

The EPS captures use of force data through its electronic Control Tactics Reports. Control Tactics Reports are submitted after a police officer utilizes force where one or more of the following circumstances are present:

1. Injury resulting to any person.
2. Force used was higher than empty hand (soft) control, which is used for cooperative handcuffing.
3. Use of control tactics such as stunning techniques, direct mechanical techniques, chemical agents (O.C. spray), conducted energy weapon (CEW), control instruments, impact weapons, special impact munitions.
4. Firearm was drawn, displayed, or pointed.
5. In the opinion of the investigating member and/or supervisor, unusual circumstances exist that necessitate the submission of the report.

### **ADDITIONAL INFORMATION ATTACHED:**

- Attachment 1 – Control Tactics Report January – June 2022

**Written By:** S/Sgt Joseph Tassone  
CORE Training Section



**Reviewed By:** A/Inspector Brad Pearce  
Police Training Branch



**Reviewed By:** Superintendent Andria Wasylyshen  
Training, Development & Recruitment Division



**Approved By:** Deputy Chief Alan Murphy  
Corporate Services Bureau



22 AUG 30

**Chief of Police:** Dale McFee

**Date:**  \_\_\_\_\_

# CONTROL TACTIC REPORT

JANUARY – JUNE 2022

---

Presented for Information to the  
Edmonton Police Commission

*Core Training Section  
Edmonton Police Service*



# Table of Contents



01	Table Of Contents	
02	Introduction	
03	Control Tactics Statistics	
04	Control Tactics by Force Type	
05	Subject Injuries	
06	Member Injuries	
07	Mental Health as a Risk Factor	
08	Drug/Alcohol as a Risk Factor	

# 2.0 Introduction



## 2.1 Purpose of the Document

The Edmonton Police Service (EPS) submits two reports annually to the Edmonton Police Commission that outline all instances of reported use of force. One report provides a statistical summary of use of force events that occurred during the first half of the year (quarter one and two) and the second report provides a statistical summary of the entire year (quarter one, two, three and four).



## 2.2 Background

The EPS captures use of force data through its electronic Control Tactics Reports. Control Tactics Reports are submitted after a police officer utilizes force where one or more of the following circumstances are present:]

1. Injury resulting to any person;
2. Force used was higher than empty hand (soft) control, which is used for cooperative handcuffing;
3. Use of control tactics such as stunning techniques, direct mechanical techniques, chemical agents (O.C. spray), conducted energy weapon (CEW), control instruments, impact weapons, special impact munitions;
4. Firearm was drawn, displayed or pointed;
5. In the opinion of the investigating member and/or supervisor, unusual circumstances exist that necessitate the submission of the report.

## 2.3 Data Disclaimer

1. The information contained in this report was generated using statistical data captured from electronic Control Tactics Reports for occurrences with reported dates between 2022 Jan 01 and 2022 Jun 30. This report will also include a comparison of the current use of force data with previous 5 years' data.
2. This report is based on data captured as of Aug 17, 2022 23:59. The numbers reported for the same period could vary if the report is run at another time due to some reports being submitted/reviewed/approved after the reporting window.
3. The data from incidents that require a 46.1 notification to the Director of Law Enforcement, which are assigned to the Alberta Serious Incident Response Team (ASIRT), do not form part of this report.



# 3.0 Control Tactic Statistics

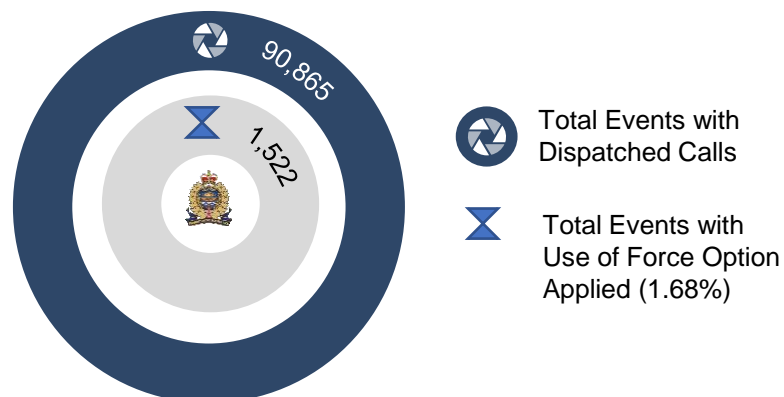


## 3.1 Control Tactic Dispatch Calls

EPS created a total of 90,865 dispatch calls YTD in 2022 which resulted in some form of community interaction.

These dispatch calls led to 1,522 occurrences & 2,806 reports of reportable Control Tactics or Use of Force action. These include the events where Use of Force options (CEW is displayed, Firearms – Low Ready etc.) are applied. EPS tracks the event when a weapon is displayed and not used and also when it is used. The ratio of control tactics/use of force occurrences to dispatch calls was 1.68%.

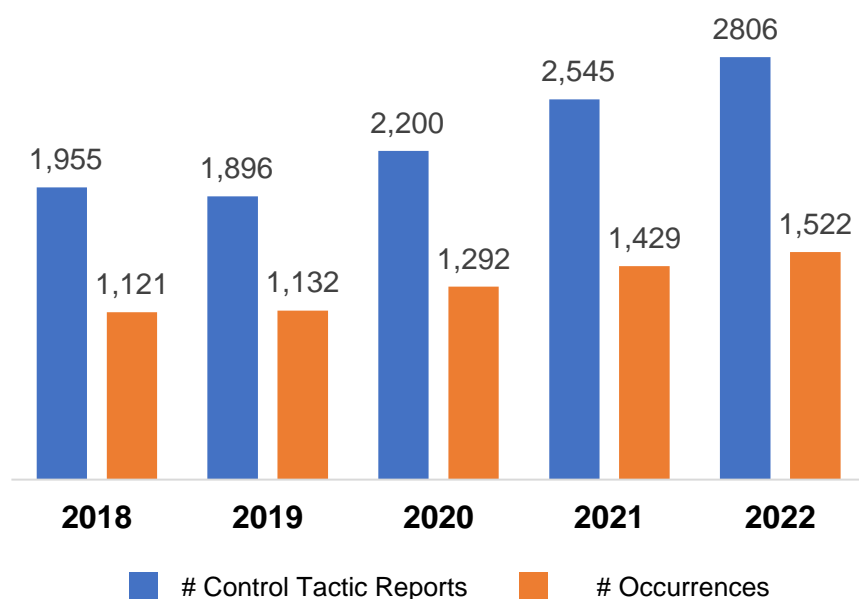
### EPS EVENTS JANUARY TO JUNE 2022



## 3.2 Control Tactic Reports & Occurrences

All incidents involving force are reported in compliance with Use of Force Guidelines outlined in section OP 9.3 of the Alberta Policing Standards.

### # OF CONTROL TACTIC REPORTS & OCCURRENCES Q1 & Q2 2018 - 2022



### % CHANGE BETWEEN YEARS Q1 & Q2 2019 - 2022

YEAR	CONTROL TACTIC REPORT % CHANGE	OCCURRENCES % CHANGE
2019	↓ 3 % 2018-2019	↑ 1% 2018-2019
2020	↑ 16% 2019-2020	↑ 14% 2019-2020
2021	↑ 16% 2020-2021	↑ 11% 2020-2021
2022	↑ 9% 2021-2022	↑ 7% 2021-2022

There were 1,522 control tactics occurrences in 2022, 7% higher than 2021. There were 2,806 control tactics forms submitted in 2022 as compared to 2,545 in Q1 & Q2 2021, an increase of 9%. While the number of control tactic forms (9%) and occurrences (7%) increased from 2021 to 2022, they only marginally increased when compared to 2020 to 2021 (CTR 16% and occurrences 11%).

The reason that the number of Control Tactics Reports (CTR) are higher than the number of occurrences is due to the EPS policy requirement for every officer, involved in a use of force, to submit a Control Tactics Report.

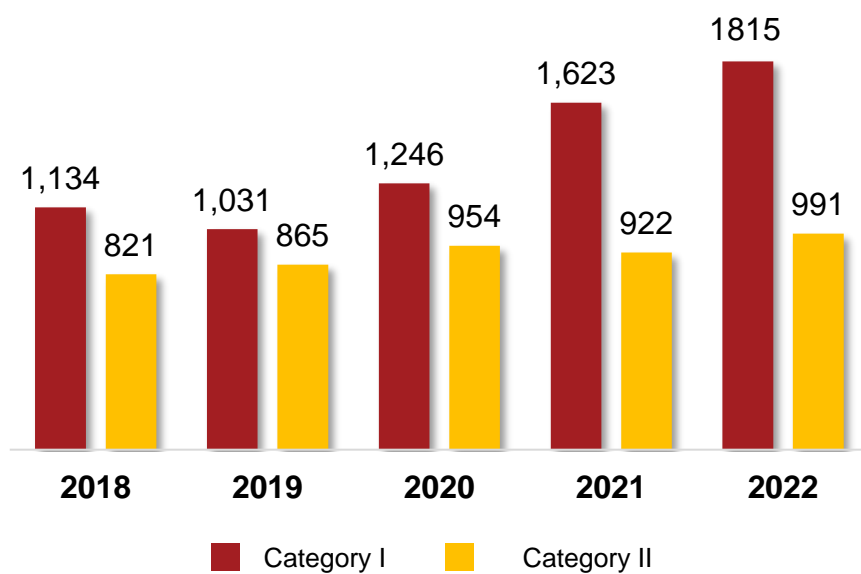
# 3.0 Control Tactic Statistics



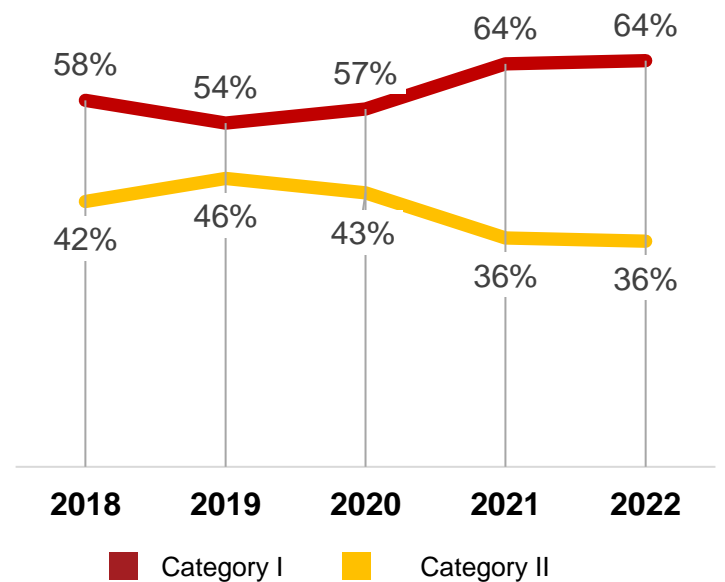
## 3.3 CTR - Category I & II Use of Force

The Edmonton Police Service has two broad Use of Force categories. Generally, **Category I** reviews involve reportable uses of force of a minor nature and **Category II** reviews are those involving a higher level or those circumstances where a supervisor decides a Category II review may be warranted.

**COUNT OF CONTROL TACTIC REPORTS  
BY USE OF FORCE CATEGORY Q1 & Q2 2018 -  
2022**



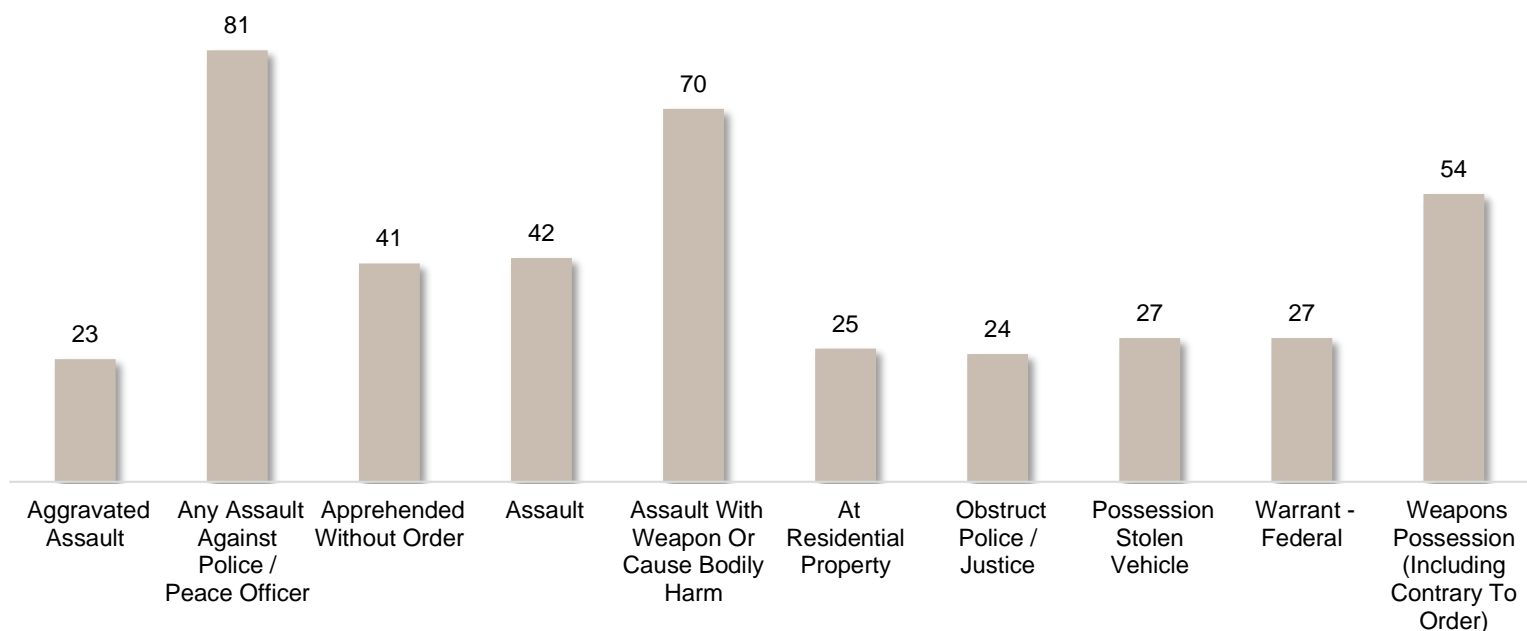
**% OF CATEGORY Q1 & Q2 2022 FOR  
CONTROL TACTIC REPORTS Q1 & Q2  
2018 – 2022**



## 3.4 Occurrences - Category II

The following chart shows the top 10 types of occurrences for Q1 and Q2 2022 with the number of times a Category II use of force was used. Occurrence Types of Assault and Weapons are where Category II Type Control Tactics are most frequently deployed.

**TOP 10 OCCURRENCE TYPES WITH CATEGORY II USE OF FORCE Q1 & Q2 2022**



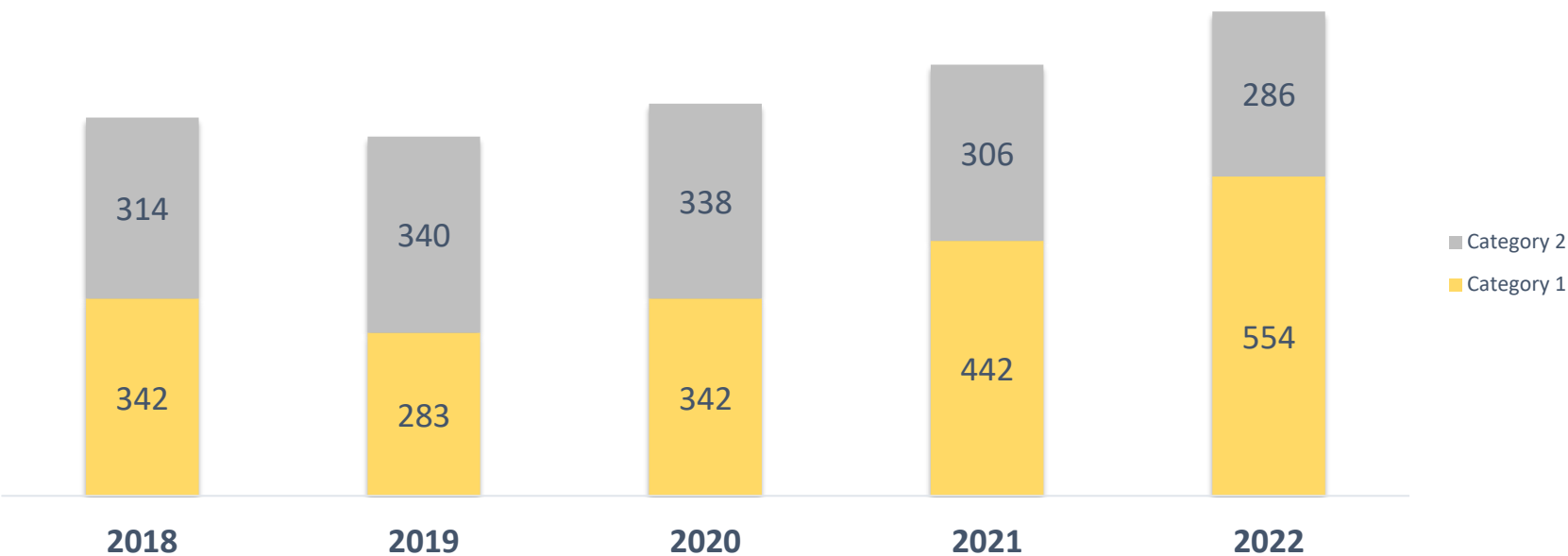
# 3.0 Control Tactic Statistics



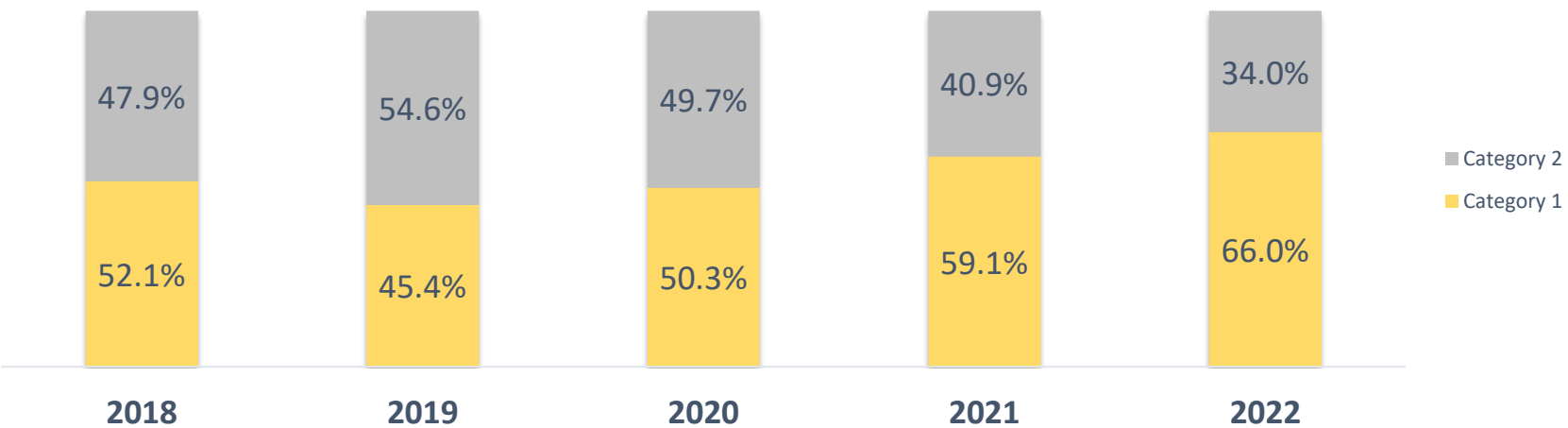
## 3.5 Control Tactics Reports involving Firearms, Weapons and All Assault Types categorized by Level of Response

The following chart shows the percentage of times category 1 and category 2 type force was employed as a response type to occurrence types involving Firearms, Weapons and Assault. In 2021 & 2022, a significantly more number of severe occurrence types were responded to by only category 1 type force.

# of Control Tactic Reports with Firearms or Weapons or All Assault Types as Occurrence Type & categorized by Response Level  
Q1 & Q2 2018 - 2022



% of Control Tactic Reports with Firearms or Weapons or All Assault Types as Occurrence Type & categorized by Response Level  
Q1 & Q2 2018 - 2022



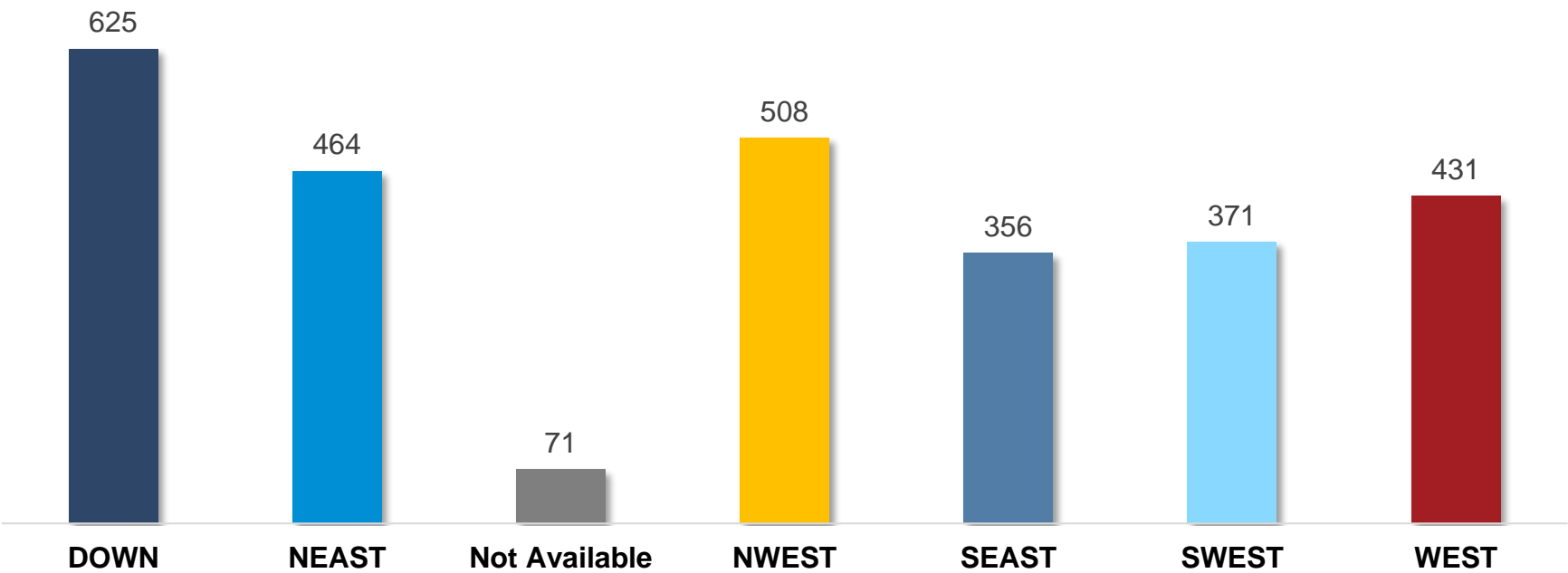


# 3.0 Control Tactics Numbers



## 3.6 Current Year Control Tactics Reports (By Division)

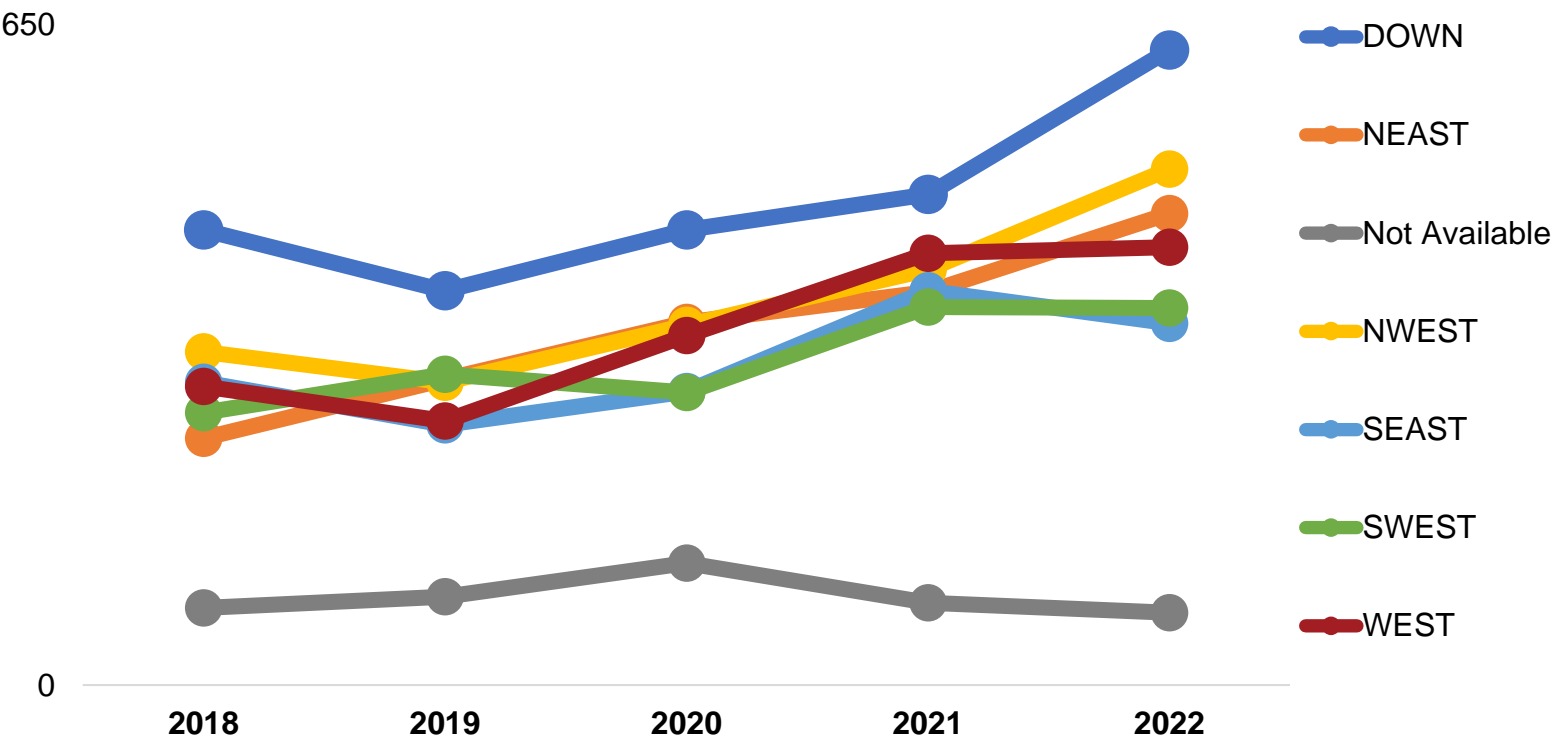
NUMBER OF CONTROL TACTIC REPORTS WHERE EVENT OCCURRED  
(BY DIVISION) Q1 & Q2 2022



Not Available represents where the division information is missing, incorrectly entered or not entered.

## 3.7 # of Control Tactics Report by Division – Five Year Trend

# OF CONTROL TACTICS REPORTS WHERE EVENT OCCURRED  
(BY DIVISION) Q1 & Q2 2018 - 2022

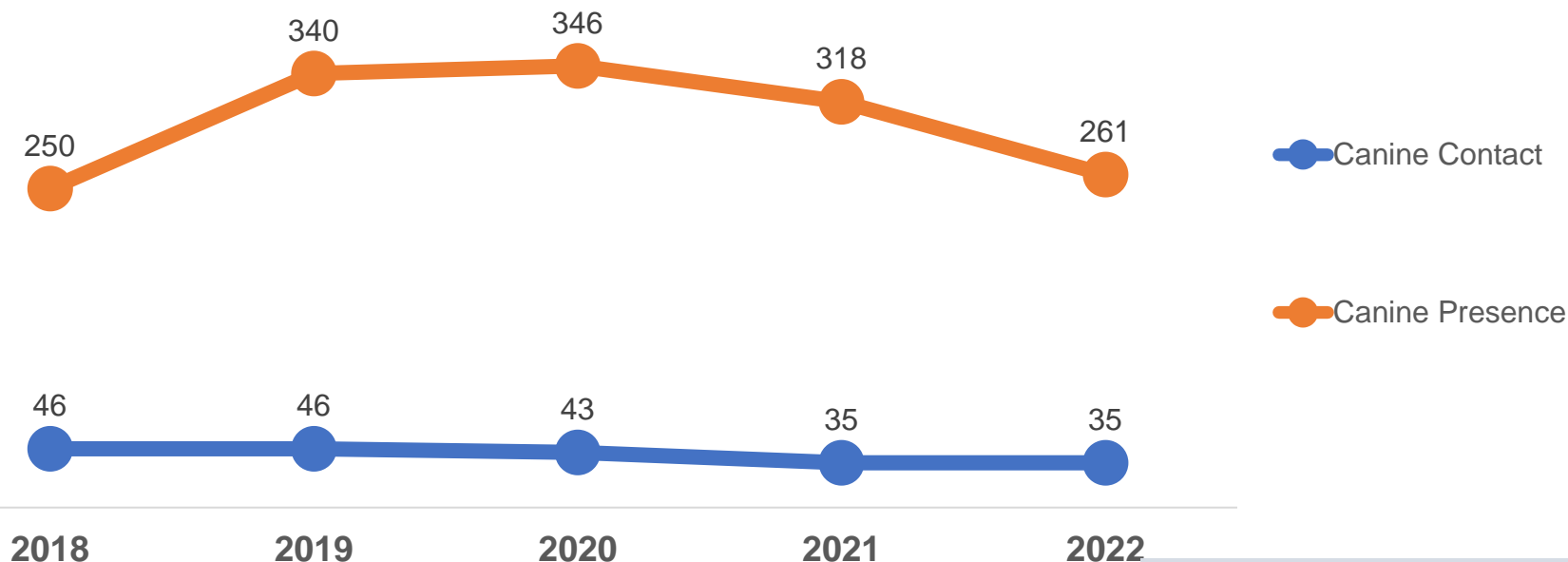


# 4.0 Control Tactics by Force Type



## 4.1 Canine

# OF CONTROL TACTIC REPORTS  
CANINE Q1 & Q2 2018 - 2022



## 4.2 CEW

In the year 2020, **588** X2 devices were deployed service wide from Jan to Dec.

In the year 2021, **529** X2 devices were deployed service wide from Jan to Dec.

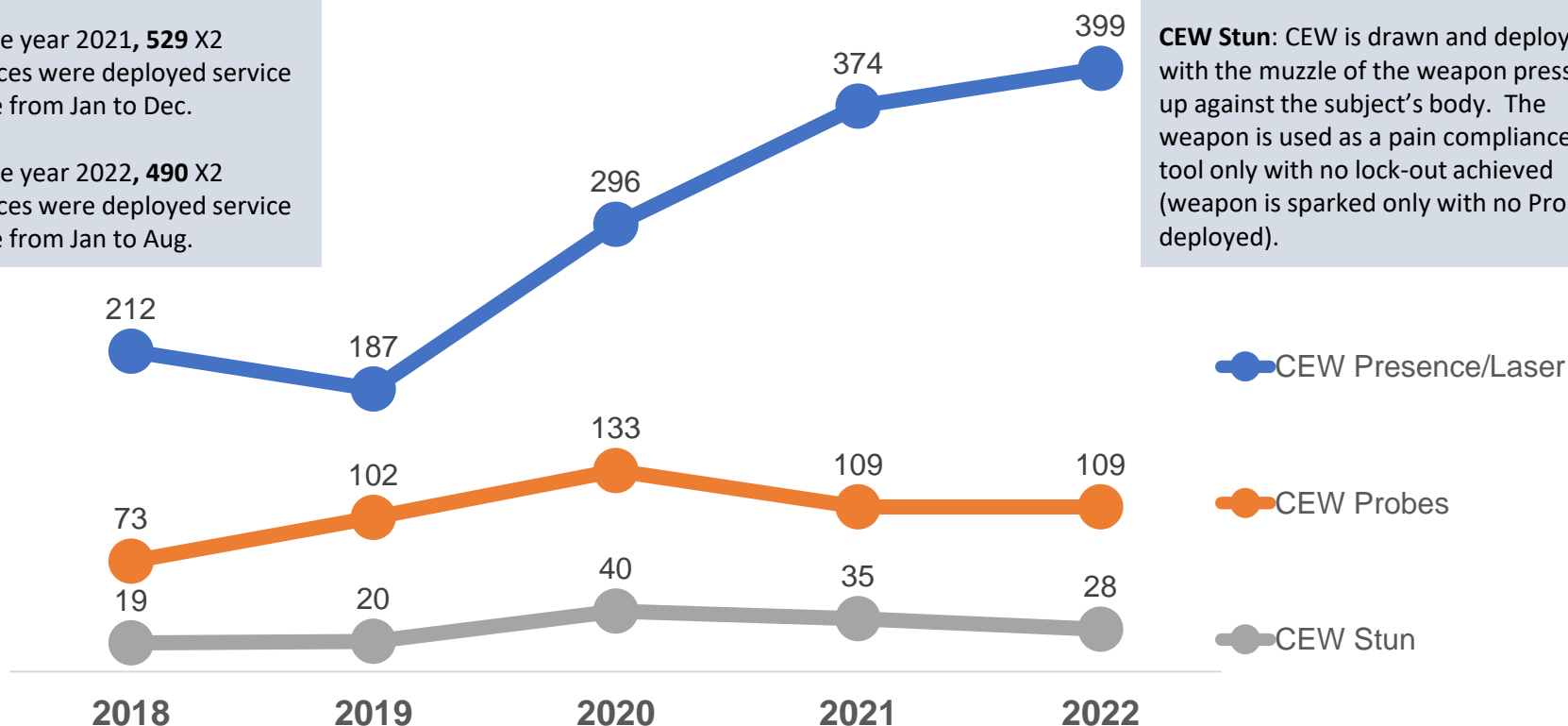
In the year 2022, **490** X2 devices were deployed service wide from Jan to Aug.

# OF CONTROL TACTIC REPORTS  
CEW Q1 & Q2 2018 - 2022

**CEW Presence:** CEW is drawn from the holster and displayed by way of laser and/or sparking of the weapon (no use of the CEW).

**CEW Probe:** CEW is drawn and deployed with Probes entering the skin or clothing of the subject (lock-out is the goal and may or may not be achieved depending on the Probe placement).

**CEW Stun:** CEW is drawn and deployed with the muzzle of the weapon pressed up against the subject's body. The weapon is used as a pain compliance tool only with no lock-out achieved (weapon is sparked only with no Probes deployed).



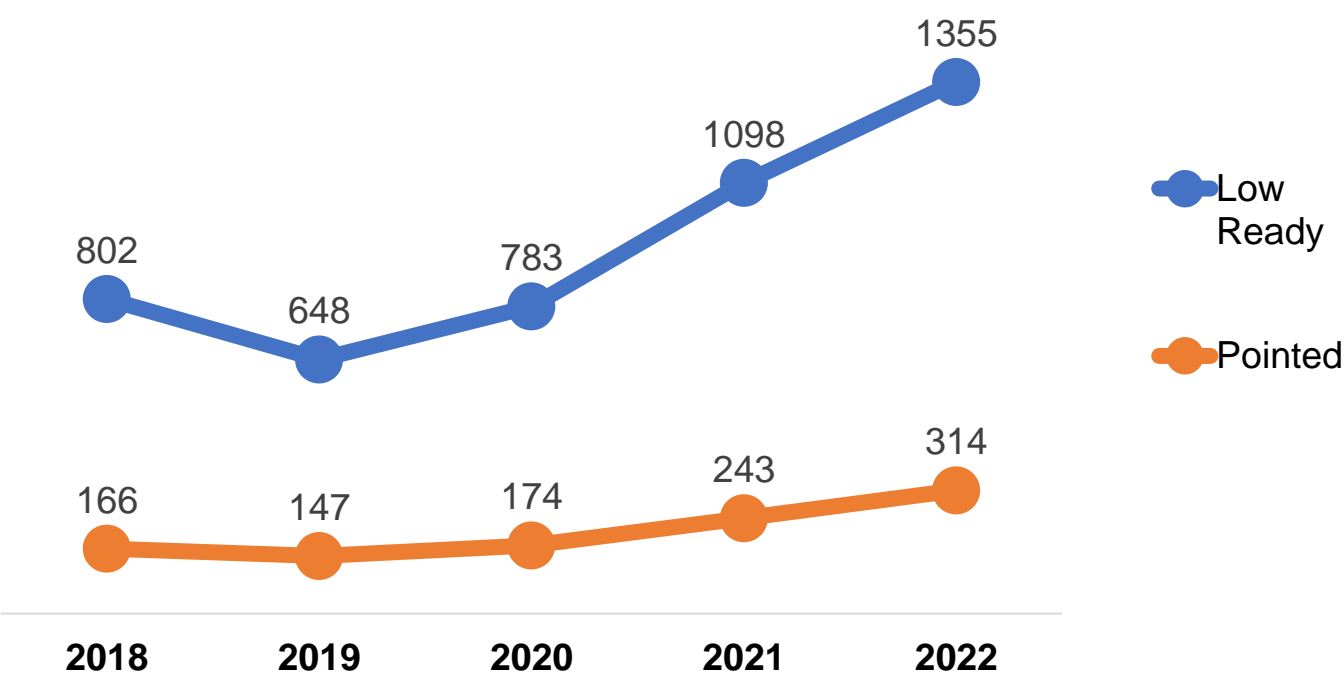
# 4.0 Control Tactics by Force Type



## 4.3 Firearms

# OF CONTROL TACTIC REPORTS  
FIREARM Q1 & Q2 2018 - 2022

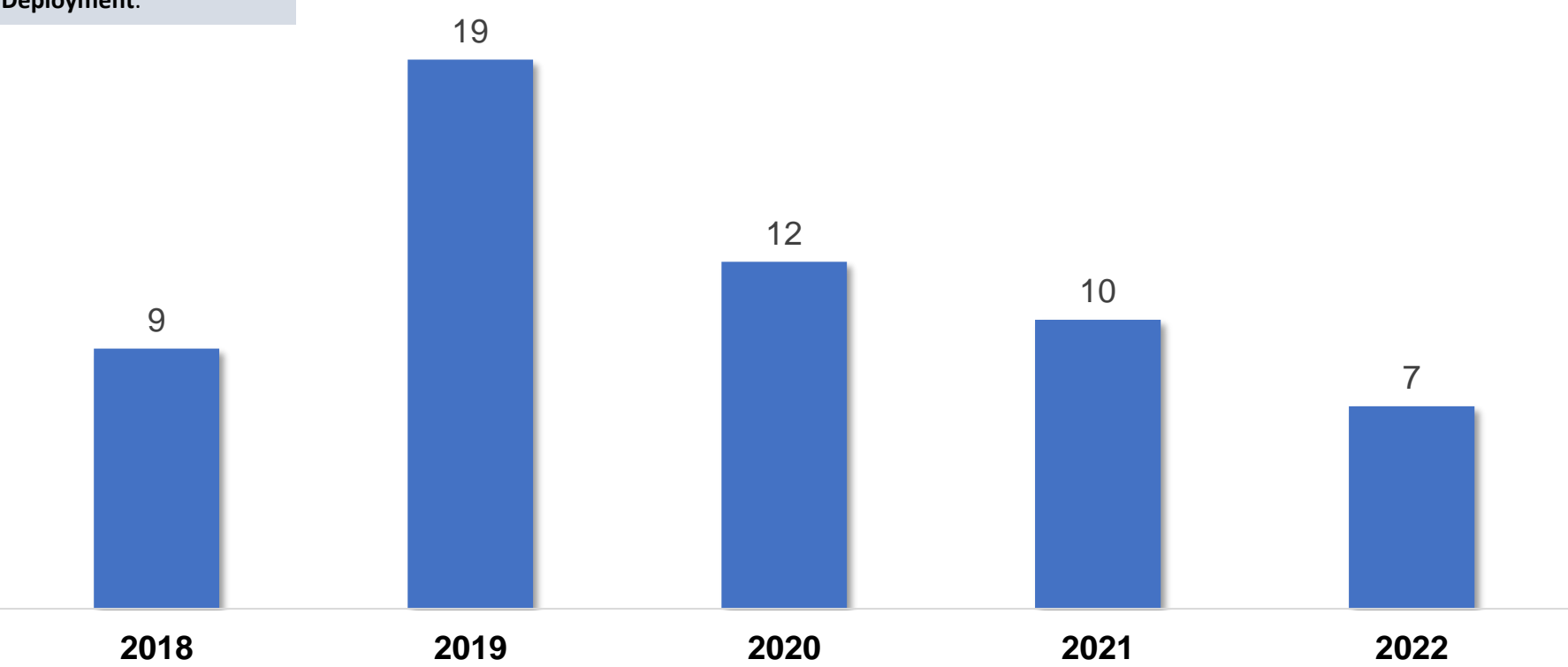
Upward trend observed in **Firearms** low ready and pointed use.



## 4.4 Impact - Baton

Downward trend in **Baton** Deployment.

# OF CONTROL TACTIC REPORTS  
BATON DEPLOYED Q1 & Q2 2018 - 2022



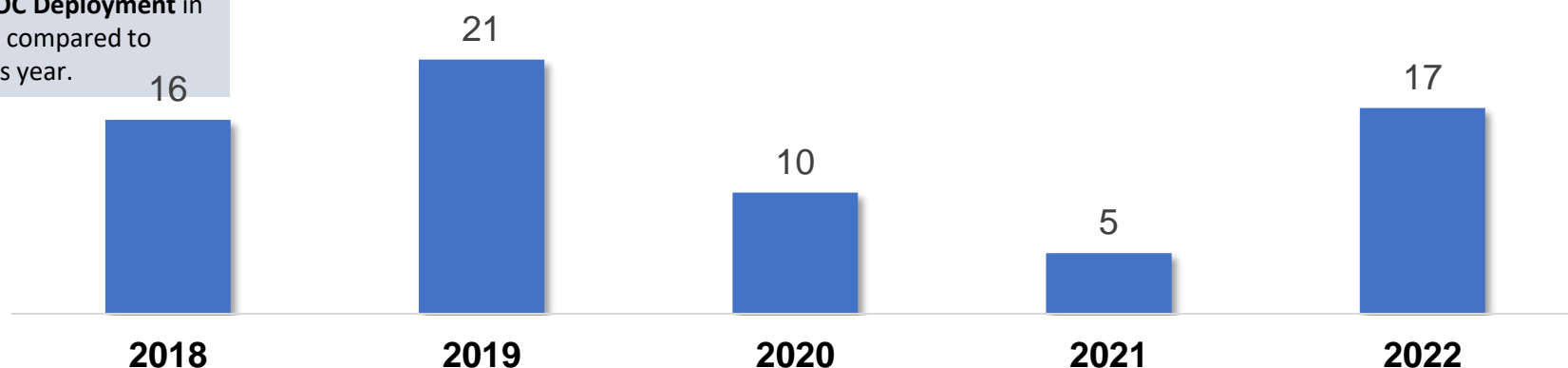
# 4.0 Control Tactics by Force Type



## 4.5 OC

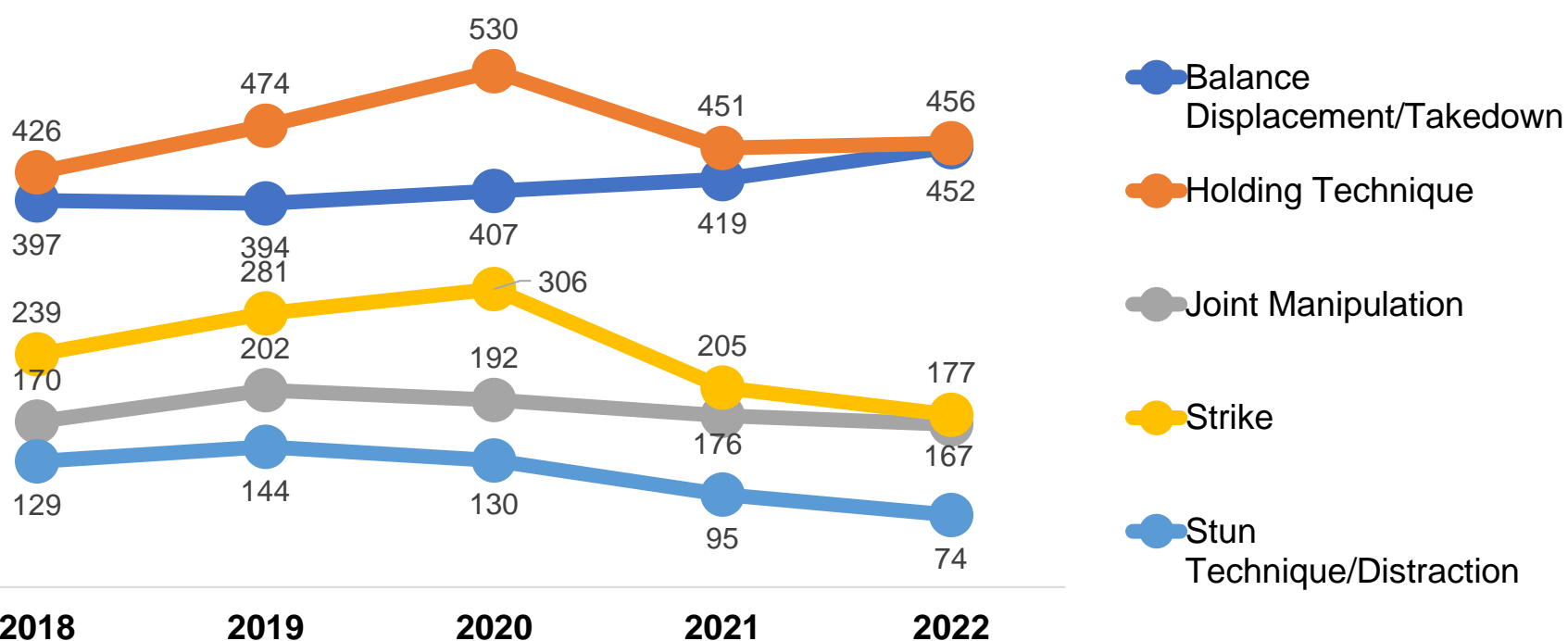
# OF CONTROL TACTIC REPORTS  
OC DEPLOYED Q1 & Q2 2018 - 2022

Rise in **OC Deployment** in 2022 as compared to previous year.



## 4.6 Physical

# OF CONTROL TACTIC REPORTS  
PHYSICAL TACTICS Q1 & Q2 2018 - 2022



Downward trend in use of Physical force except **Balance Displacement/Take Down**.

**"Stunning"** refers to a technique that temporarily distracts a suspect during the attempt of gaining physical control; open hand strike and a knee strike. For the purposes of this report Stuns and Strikes are combined.

**"Strike"** refers to the following: punch, kick, elbow, and knee strikes.

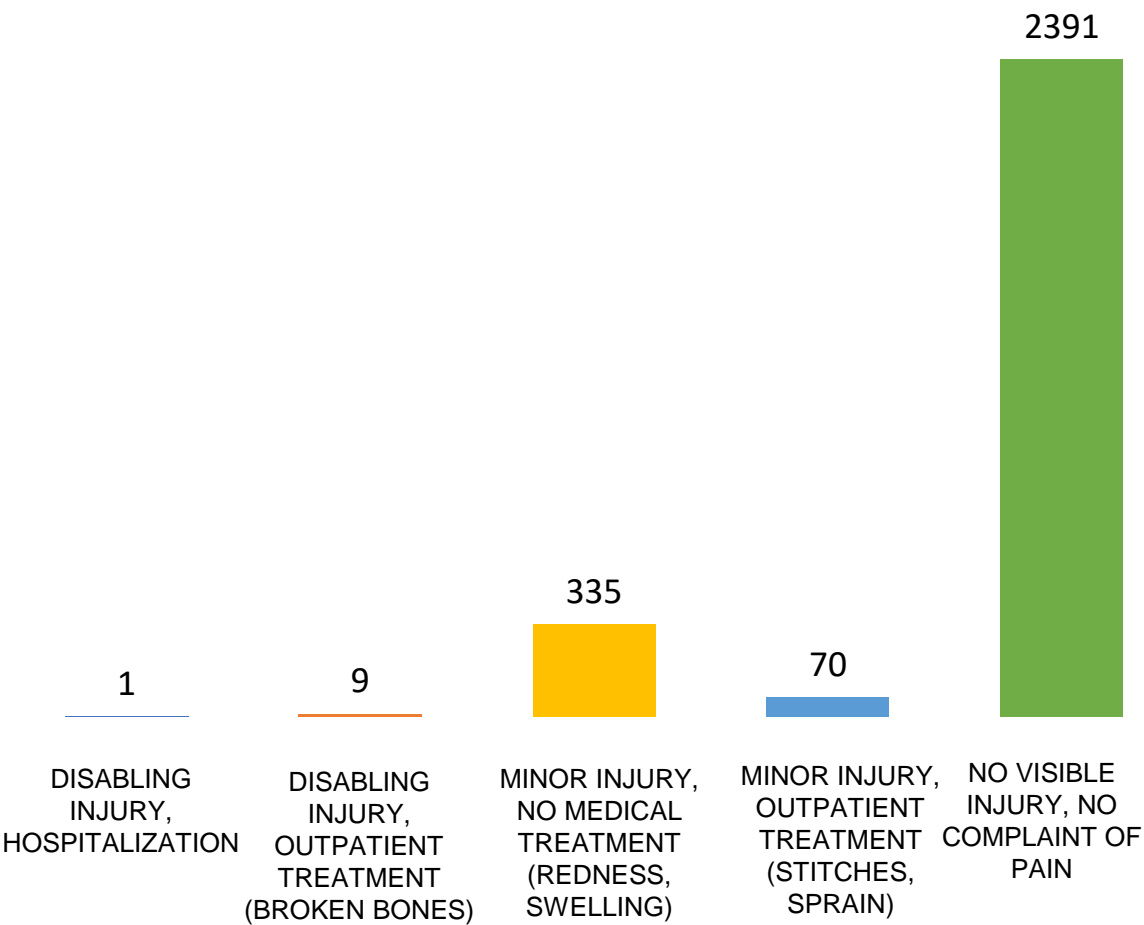
**Note:** Trends from PSB were added to the GDM Training curriculum for the fall segment of 2021, with context and examples provided in relation to strikes - a large number of the complaints submitted to PSB are in relation to strikes. Examples of various control tactics and takedown techniques were also provided as options prior to the use of strikes, when applicable. Secondly, members were informed that several injuries to members occur during the use of strikes.

# 5.0 Subject Physical Injuries



## 5.1 Subject Physical Injuries

SUBJECT PHYSICAL INJURIES Q1 & Q2 2022



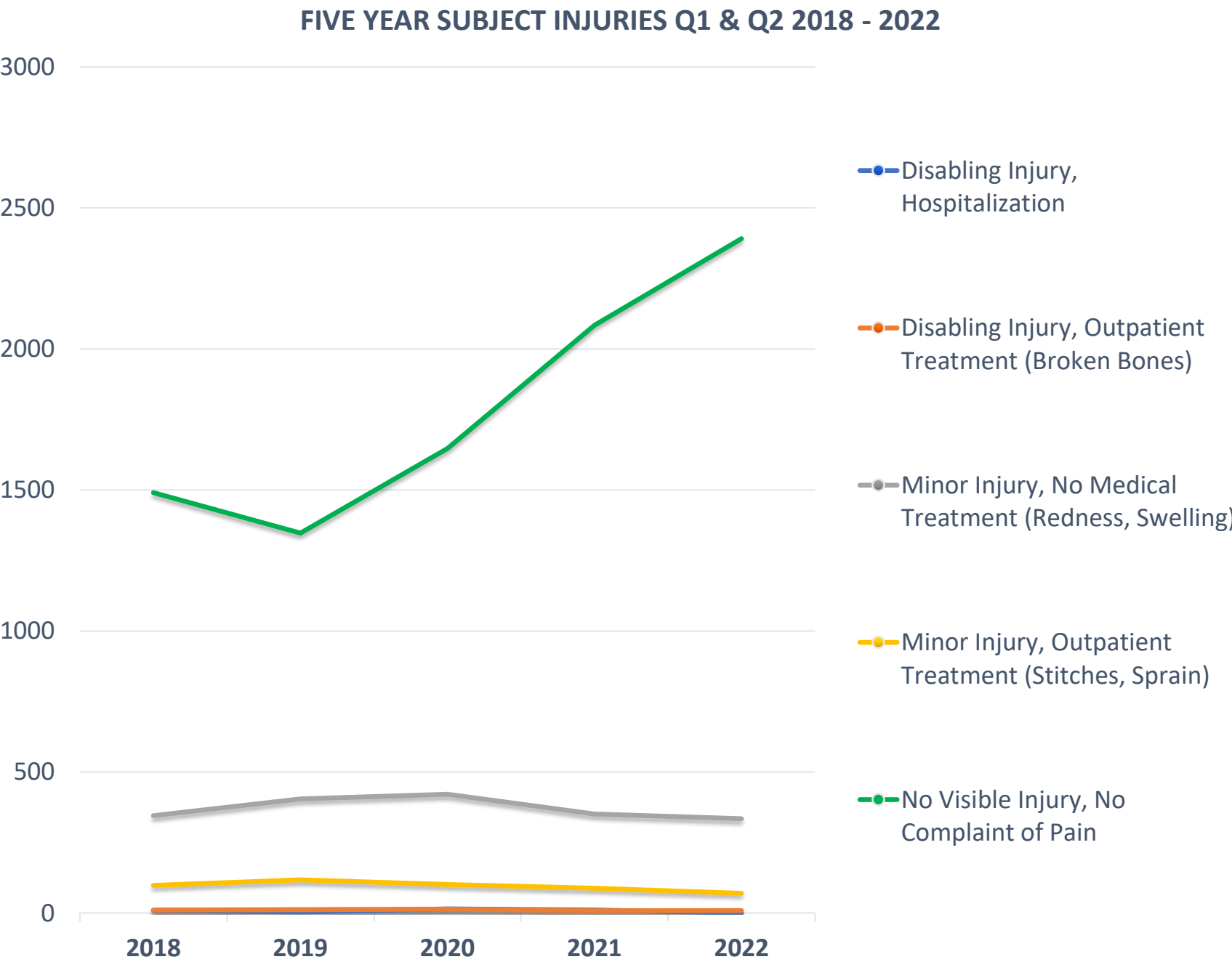
85.2% of Control Tactics resulted in No Injuries.

# 5.0 Subject Physical Injuries



## 5.2 Five Year Subject Physical Injuries Trend

Upward Trend in **No Visible Injuries**.



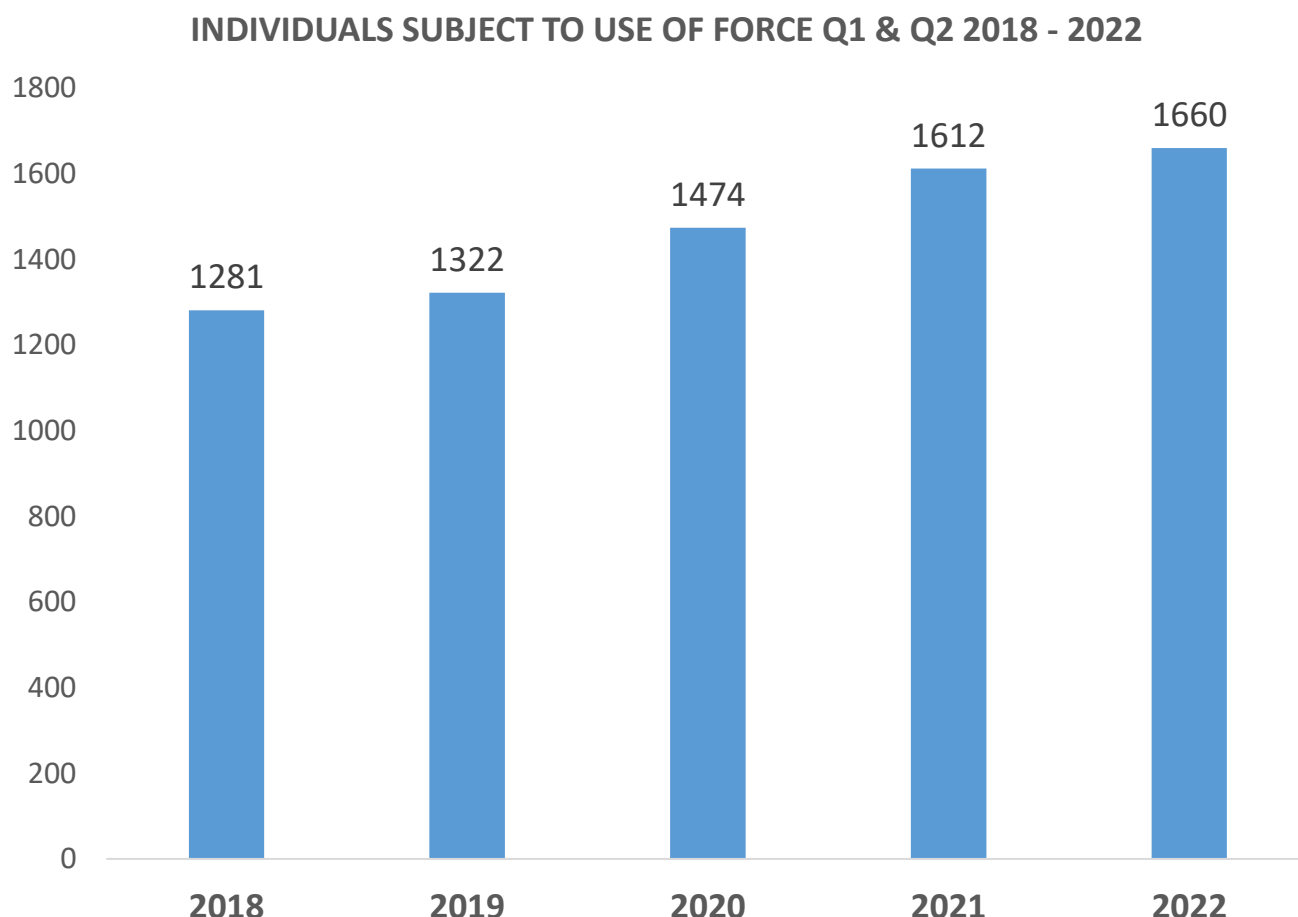


# 5.0 Subject Physical Injuries



## 5.3 Individuals subject to Control Tactics or Use of Force Action

Increase in reported Individuals subject to use of force.

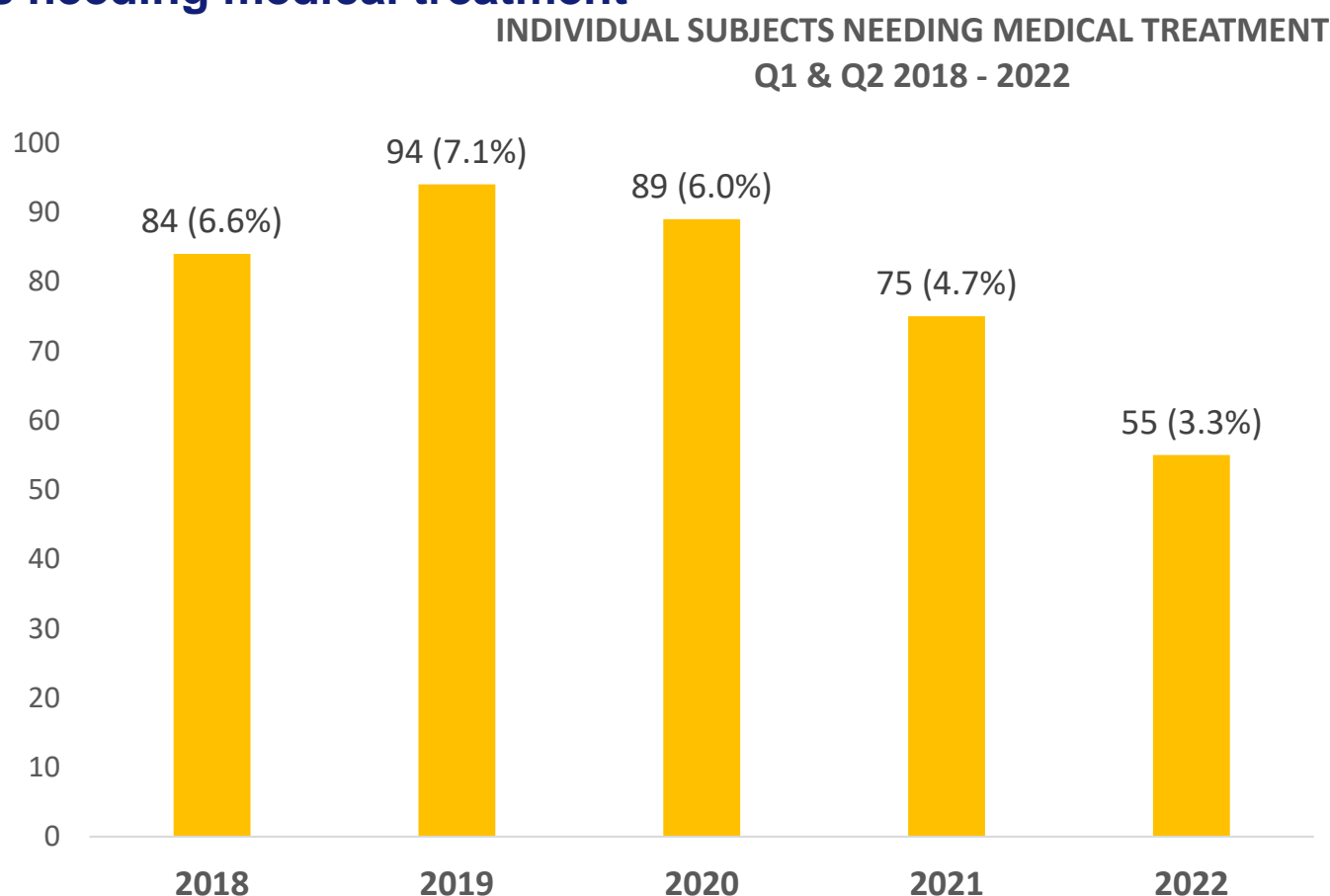


## 5.4 % Individuals needing medical treatment

The chart includes injuries of the following nature:

1. Minor Injury requiring outpatient treatment
2. Disabling Injury requiring outpatient treatment
3. Disabling Injury requiring hospitalization

Downward trend in individuals requiring medical attention.

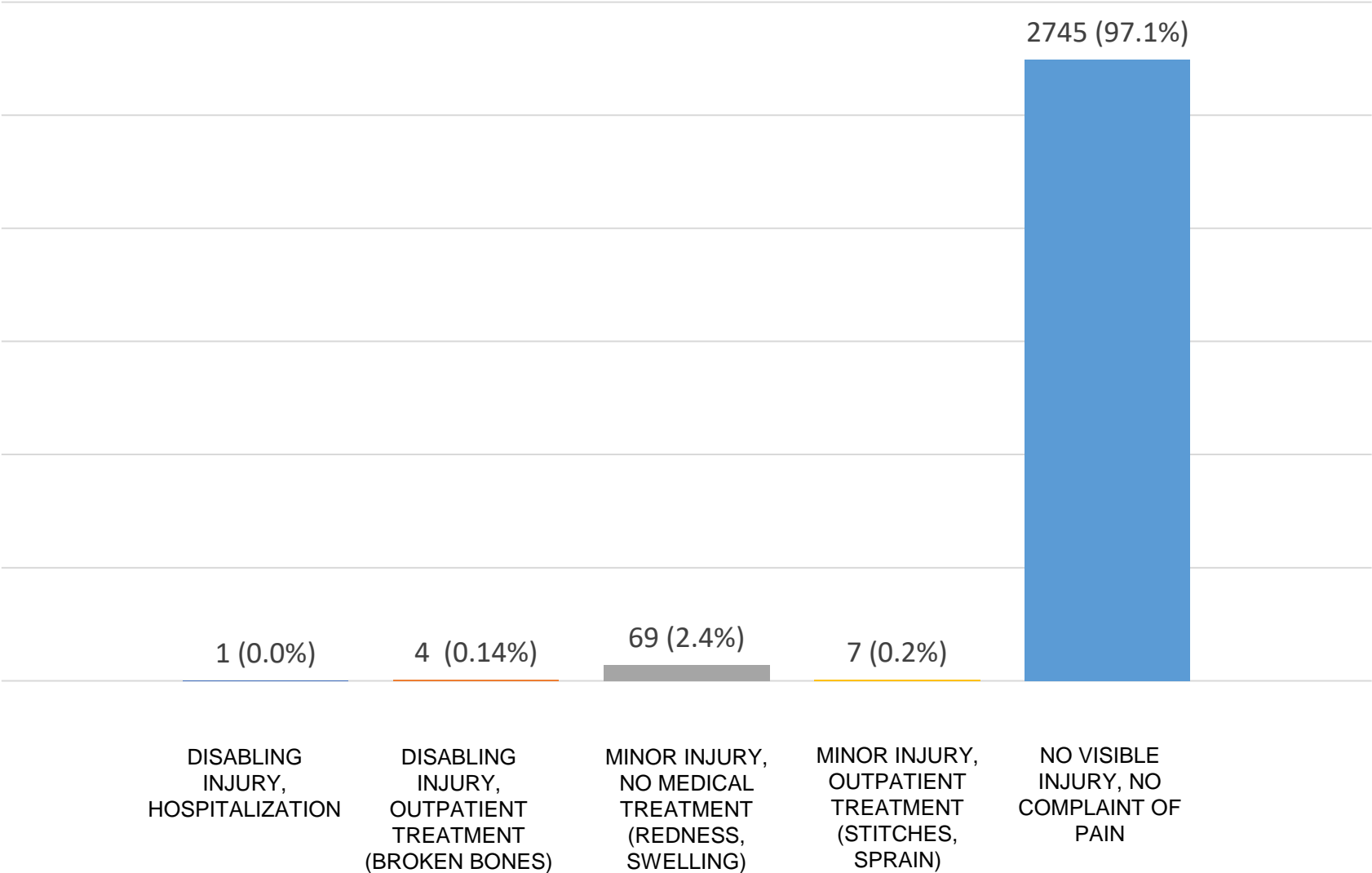


# 6.0 Member Physical Injuries



## 6.1 Current Year Member Physical Injuries

MEMBER PHYSICAL INJURIES FROM USE OF FORCE Q1 & Q2 2022

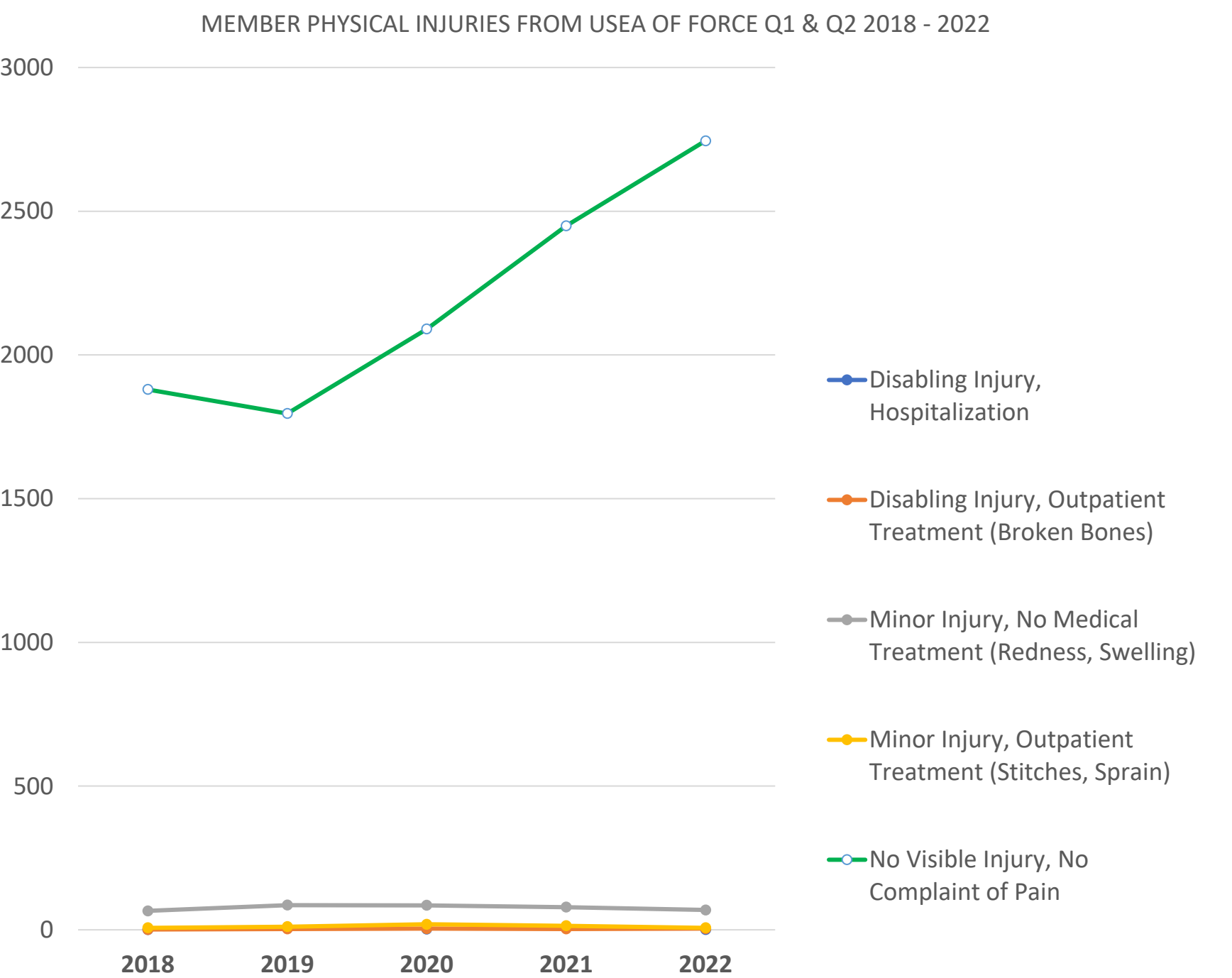


97.1% of Control Tactics Reports have no reported member injuries.

# 6.0 Member Physical Injuries



## 6.2 Five year Member Physical Injuries Trend



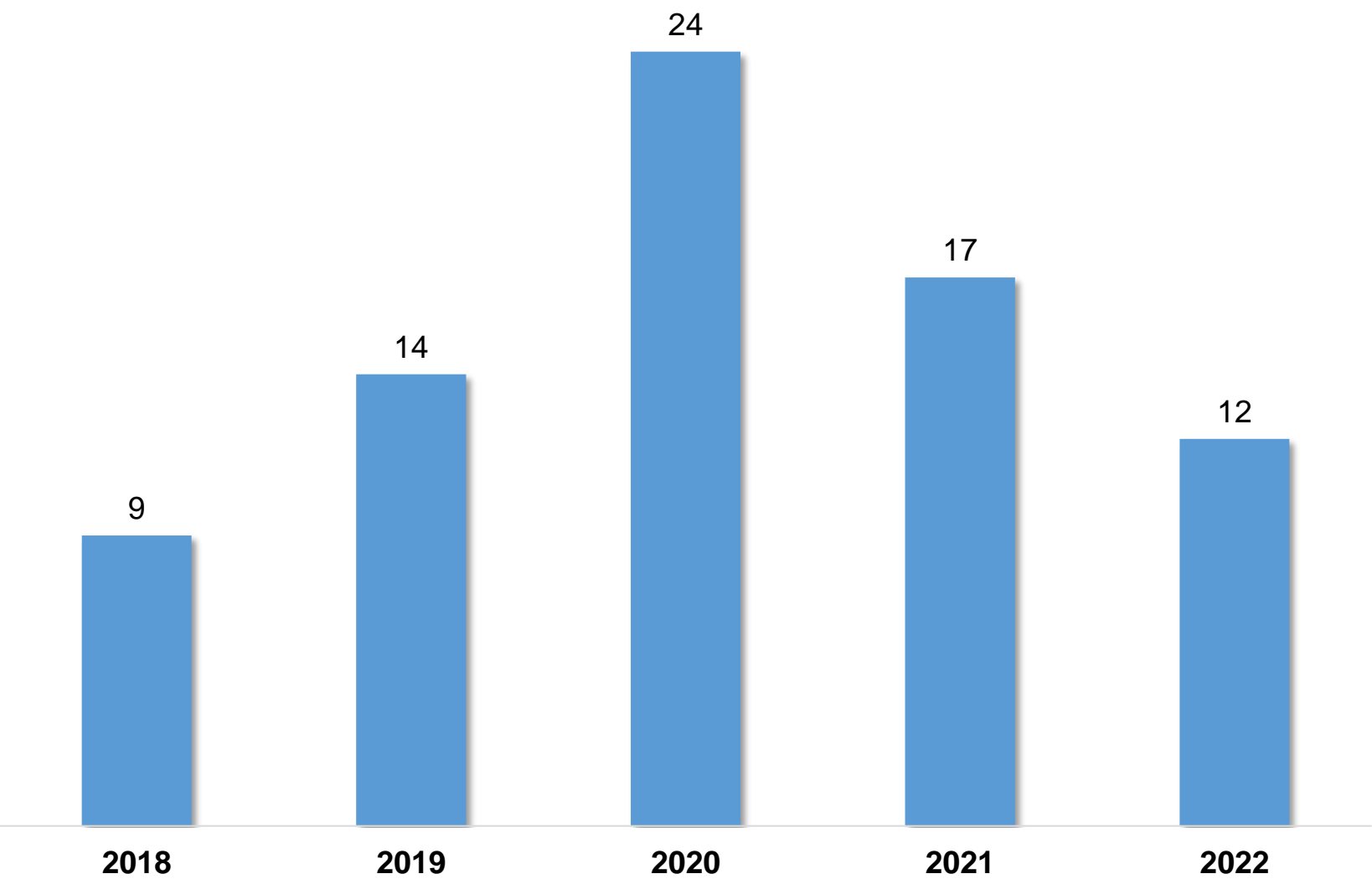
**Upward Trend** observed in No Visible member injuries.

# 6.0 Member Physical Injuries



## 6.3 Members requiring medical treatment

MEMBERS REQUIRING MEDICAL TREATMENT DUE TO CONTROL TACTICS OR USE OF FORCE APPLICATION  
Q1 & Q2 2018 - 2022



Downward Trend in **members requiring medical treatment** in the past 3 years.

The above chart includes injuries of the following nature:

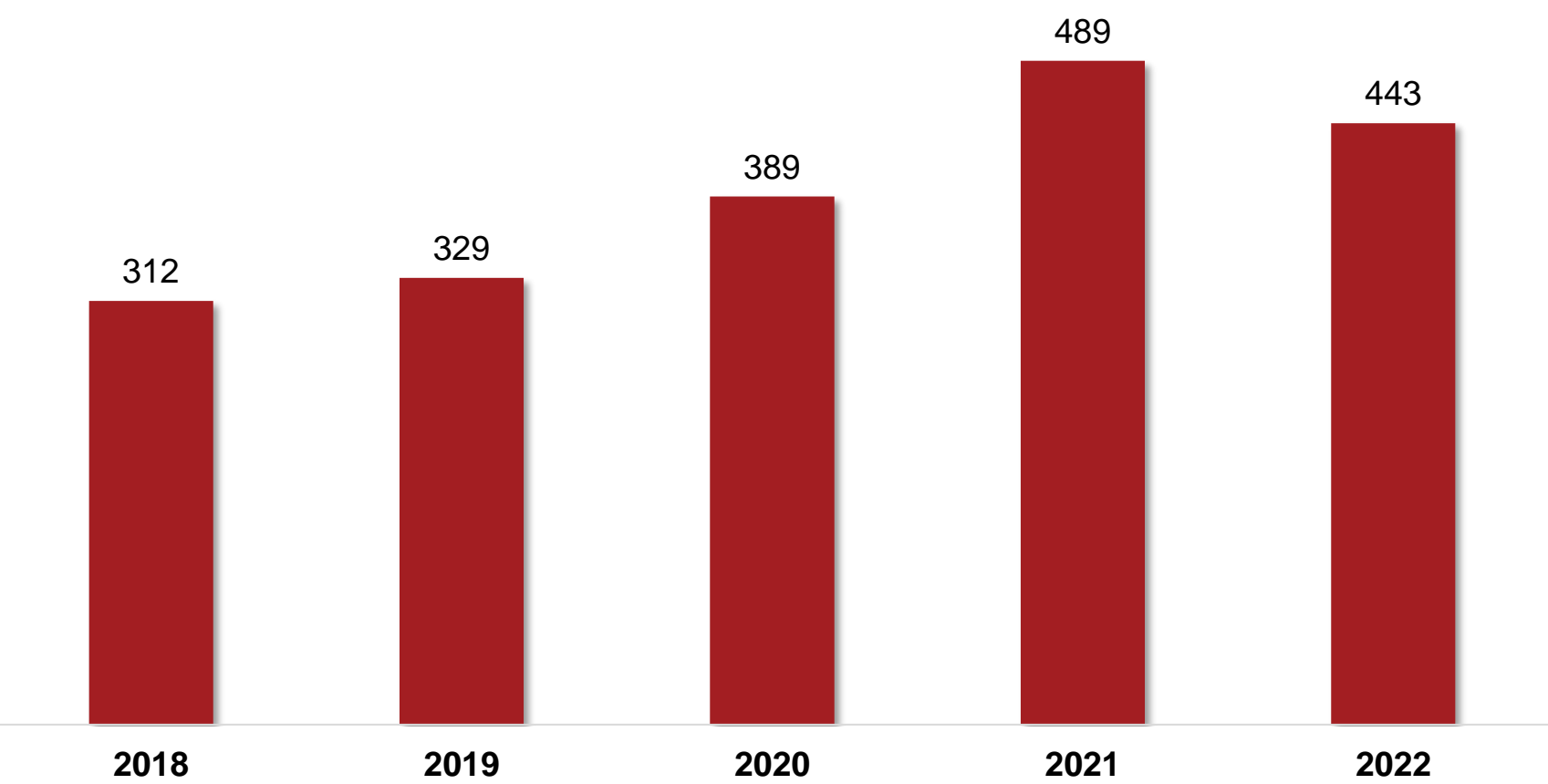
- 1. Minor Injury requiring outpatient treatment
- 2. Disabling Injury requiring outpatient treatment
- 3. Disabling Injury requiring hospitalization

# 7.0 Mental Health



## 7.1 # Control Tactics Reports with Mental Health as a Risk Factor

CONTROL TACTICS WITH MENTAL HEALTH AS A RISK FACTOR  
Q1 & Q2 2018 - 2022



The above chart includes Control Tactics Reports where Mental Health as a Risk Factor was **Perceived (Observed) or Confirmed** by the responding member.

**Note:** Mental Health as a risk factor also can/will overlap with Drug/Alcohol risk factors.

# 7.0 Mental Health

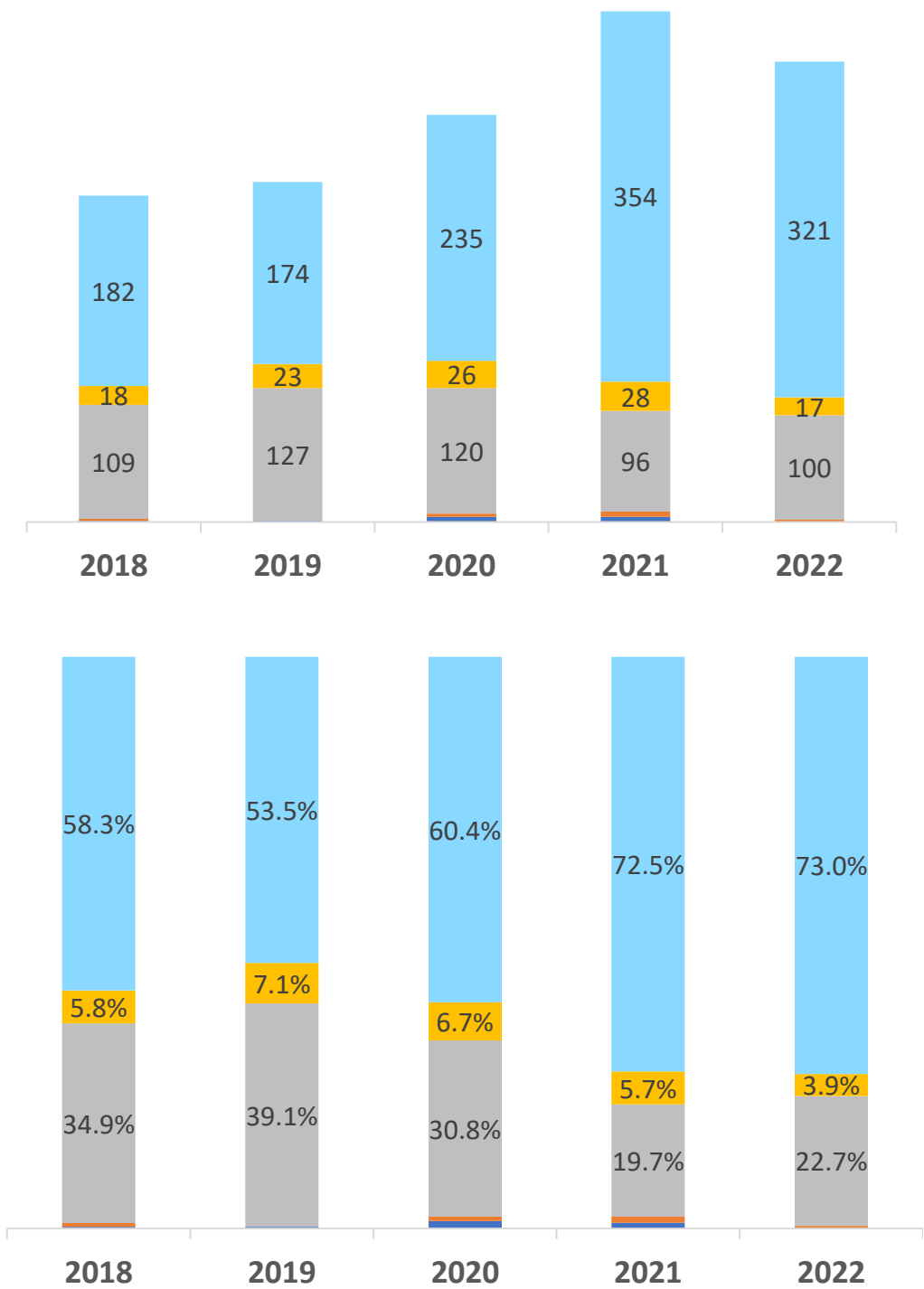


## 7.2 Injury Classification with Mental Health as a Risk Factor

Majority of Control Tactics with **Mental Health** as a report risk factor had no or minor injuries with no medical treatment required.

Control Tactics Physical Injury Classification with Mental Health as a Risk Factor  
Q1 & Q2 2018 - 2022

- No Visible Injury, No Complaint of Pain
- Minor Injury, Outpatient Treatment (Stitches, Sprain)
- Minor Injury, No Medical Treatment (Redness, Swelling)
- Disabling Injury, Outpatient Treatment (Broken Bones)
- Disabling Injury, Hospitalization

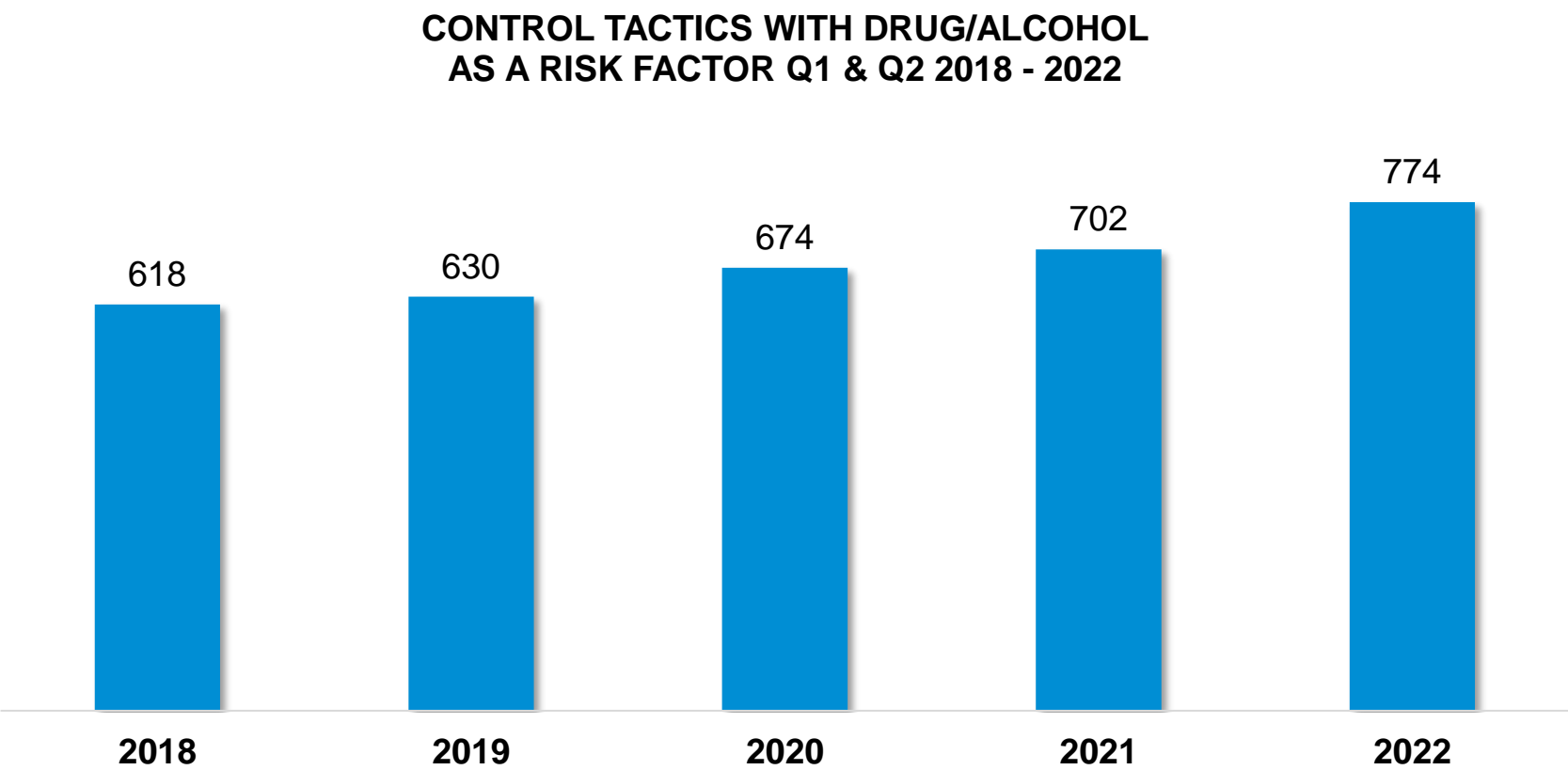




# 8.0 Drug/Alcohol



## 8.1 # Control Tactics Reports with Drug/Alcohol as a Risk Factor



Upward Trend in Control Tactics involving **Drug/Alcohol**.

The above chart includes Control Tactics Reports where Mental Health as a Risk Factor was **Perceived (Observed) or Confirmed** by the responding member.

**Note:** Mental Health as a risk factor also can/will overlap with Drug/Alcohol risk factors.

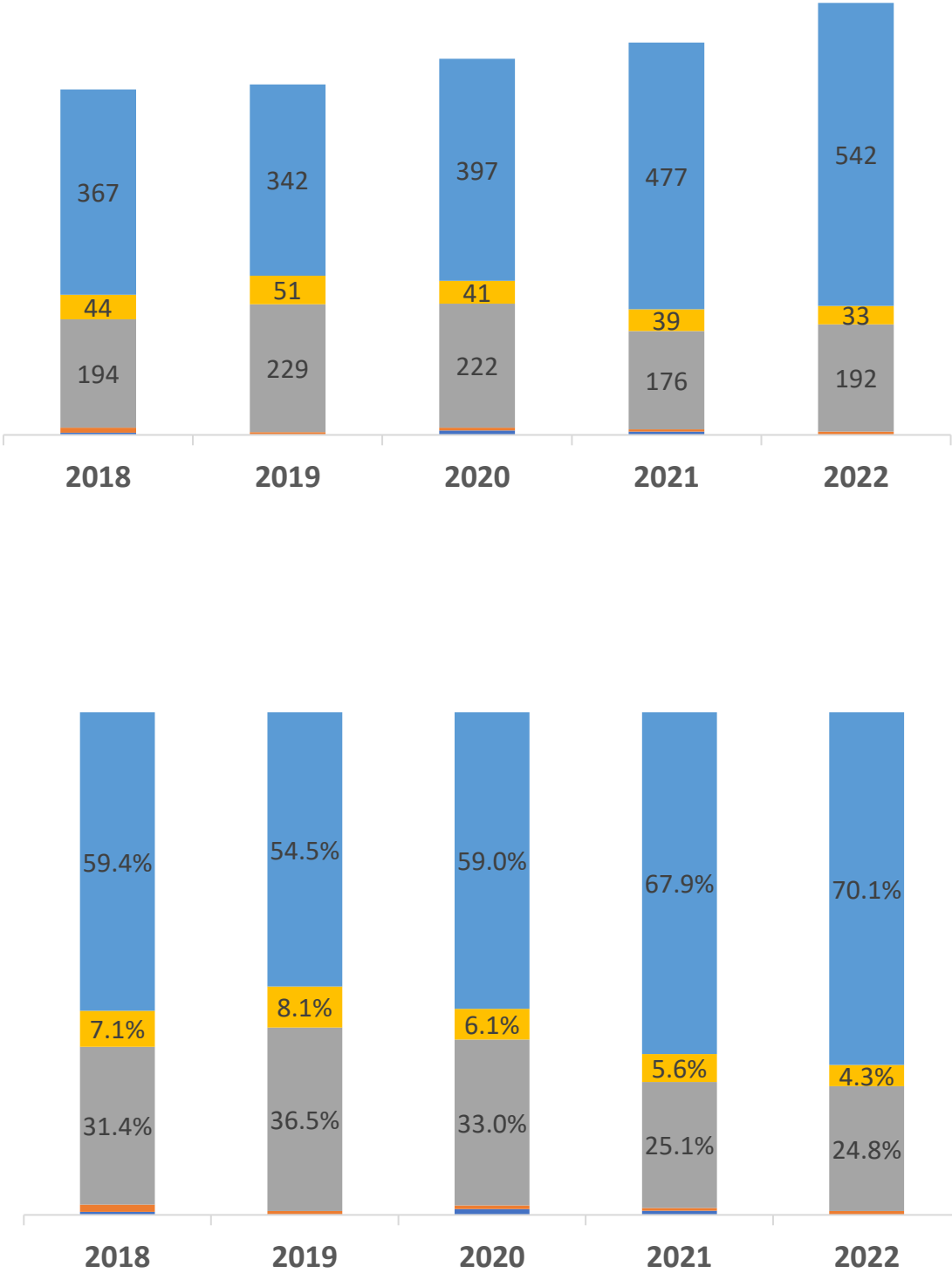
# 8.0 Drug/Alcohol



## 8.2 Injury Classification with Drug/Alcohol as a Risk Factor

Control Tactics Physical Injury Classification with Drug/Alcohol as a Risk Factor Q1 & Q2  
2018 - 2022

- No Visible Injury, No Complaint of Pain
- Minor Injury, Outpatient Treatment (Stitches, Sprain)
- Minor Injury, No Medical Treatment (Redness, Swelling)
- Disabling Injury, Outpatient Treatment (Broken Bones)
- Disabling Injury, Hospitalization



# CONTROL TACTICS STATISTICS JAN-JUN 2022

Presented for Information to the  
Edmonton Police Commission

**A / Inspector Brad Pearce &  
Staff Sergeant Joe TASSONE**

Core Training Section  
Edmonton Police Service



# Agenda

## 1. Report Process

- *Overview of reporting process.*
- 

## 2. Use of Force Statistics

- *Force statistics compared to 2021 and 2022.*
- 

## 3. Category I & II Occurrences

- *Comparative analysis of Category I and II Occurrences.*
- 

## 4. Category I & II Control Tactic Reports

- *Comparative analysis of Category I and II Control Tactic Reports.*
- 





# ACKNOWLEDGEMENT


All incidents involving force are reported in compliance with Use of Force Guidelines outlined in section OP 9.3 of the Alberta Policing Standards.



# REPORT PROCESS

*Statistics are collected for the reporting period of January to June 2022.*

## EPS EVENTS JANUARY TO JUNE 2022



### LEGEND



Total Events with  
Dispatched Calls



Total Events with  
Use of Force (1.67%)



# USE OF FORCE STATISTICS


The reason that the number of Control Tactic Reports are higher than the number of Occurrences is due to the EPS policy requirement for every officer involved in a use of force to submit a Control Tactic Report.




# CATEGORY I & II CONTROL TACTIC REPORTS

Category I reviews involve reportable uses of force of a minor nature. Category II reviews involve a higher level of force or a circumstance where a supervisor determines a Category II review is warranted.

## CATEGORY I



## CATEGORY II



# QUESTIONS?

*Core Training Section*  
Edmonton Police Service

