



EDMONTON POLICE SERVICE

REPORT TO THE EDMONTON POLICE COMMISSION

DATE: 2021 February 05

SUBJECT: Edmonton Police Service Control Tactics Statistical Report
2020 January – December Report

RECOMMENDATION:

That this report be received for information.

INTRODUCTION:

The Edmonton Police Service (EPS) submits two reports annually to the Edmonton Police Commission (EPC). These reports provide a statistical perspective of reported and categorized control tactics and use of force events by EPS members. The first report provides a statistical summary of categorized events that occurred during the first half of the respective year and the second report provides a statistical summary of these events for the respective year as a whole.

The information contained in this report was generated using statistical data captured from electronic Control Tactics Reports for occurrences with reported dates between 2020 Jan 01 and 2020 Dec 31. This report will also include a comparison of the current control tactics and use of force data to that of the previous two years.

BACKGROUND:

The EPS captures use of force data through its electronic Control Tactics Reports. These reports are submitted after a police officer utilizes specific control tactics or force where one or more of the following circumstances are present:

1. Injury resulting to any person;
2. Force used was higher than empty hand-soft (control which is used for cooperative person control);
3. Use of control tactics such as stunning techniques, direct mechanical techniques, chemical agents (O.C. spray), conducted energy weapon (CEW), control instruments, impact weapons, special impact munitions;

4. Firearm was drawn, displayed or pointed; and,
5. In the opinion of the investigating member and/or supervisor, unusual circumstances exist that necessitate the submission of the report.

COMMENTS / DISCUSSION:

There were 2642 control tactics occurrences in 2020, 9.8% higher than 2019. There were 4471 control tactics forms submitted in 2020 as compared to 4015 in 2019, an increase of 11.4%.

The reason that the number of Control Tactics Reports (in the chart below) are higher than the number of occurrences is due to the EPS policy requirement for every officer, involved in specific events, to submit a Control Tactics Report.

Jan - Dec	2018	2019	2020	Three Year Average	Change 2019-2020
Occurrences	2413	2407	2642	2487	9.8%
Control Tactics Reports	4089	4015	4471	4292	11.4%

The Edmonton Police Service has two broad Use of Force categories. Generally, Category I events involve reportable control tactics of a minor nature and Category II events are those involving a higher level of physical risk and complication to all persons directly involved in the event, or those circumstances where a supervisor determines that a Category II review may be warranted.

Note: The data from incidents that require a 46.1 notification to the Director of Law Enforcement, which are determined to fall under the purview of the Alberta Serious Incident Response Team (ASIRT), do not form part of this report.

Comparative Analysis of Category I and Category II Occurrences

Occurrences	2018	2019	2020	Three Year Average	Change 2019-2020
Category I	1,205	1,214	1,426	1282	17.5%
Category II	1,208	1,193	1,216	1206	1.9%
Category II %	50.1%	49.6%	46.0%	48.6%	-7.14%

Comparative Analysis of Category I and Category II Control Tactics Reports

Control Tactics Reports	2018	2019	2020	Three Year Average	Change 2019-2020
Category I	2,290	2,218	2,610	2373	17.7%
Category II	1,799	1,797	1,861	1819	3.6%
Category II %	44.0%	44.8%	41.6%	43.5%	-7.0%

The two previous tables show that the majority of Occurrences are Category I occurrences which consist of risk mitigation considerations that include displays of defensive weapons by a police officer (CEW or Firearm visibly displayed) and the lowest levels of 'hands on' control of a person, such as holding and escort techniques to gain and/or maintain control of a person. The data also shows that 58.4% of Control Tactics Reports in 2020 did not rise above the threshold for a Category I event.

A very important consideration for perspective is that the EPS created a total of 374,434 events in 2020 which resulted in some form of community interaction. Of those events, 239,031 included a police file or report of which 2,642 resulted in a reportable Control Tactics or Use of Force action.

The ratio of events, of which include many forms of public interaction, are of note. The percentage of total created events resulting in control tactics/use of force was 0.70%.

CONCLUSION:

In late 2008, the EPS embarked upon comprehensive reform in the training, oversight and management of use of force related events. The EPS utilizes the Reasonable Officer Response (ROR) as a risk mitigation framework. This is premised on the standard of "objective reasonableness" supporting a more comprehensive understanding of the expectation of Canadian jurisprudence. The EPS continues to evolve the ROR program to ensure the highest levels of accountability, professionalism, and risk mitigation in effort to maintain public trust. As the EPS moves into the year 2021 the ROR program will continue to evolve in effort to maintain Community trust and acceptance of the police through unquestionable leadership, accountability, managed performance, and ethical evaluation of critical operational risk and use of force. The program will continue to emphasize lawful, professional and ethical action by the police in all circumstances

ADDITIONAL INFORMATION ATTACHED:

This report contains the following attachments:

- Attachment 1 - Comparison of the various control tactics that were utilized (2019 vs. 2020);
- Attachment 2 - Table depicting the ascending order of the control tactics utilized in 2020;
- Attachment 3 – The top ten Computer Aided Dispatch event types where force was used and the top ten EPS event types where force was used;
- Attachment 4 - A monthly comparison of Control Tactics Report occurrences and reports in 2020;
- Attachment 5 - A monthly comparison depicting the geographical location of the various control tactics occurrences. This is a comparison of the geographical location of the use of force and is not a reflection of the use of force by individual Divisions, Sections, Units, etc.;

- Attachment 6 - A quarterly comparison of the of the control tactics utilized over the last 5 years
Attachment 7 - PowerPoint Presentation.

Written by: Larry Snidal
CORE Training Section

Staff Sergeant David DeMarco
CORE Training Section

David DeMarco

Reviewed by: Inspector Trevor Hermanutz
Professional Development Branch

T. Hermanutz

Reviewed by: Executive Director Darren Eastcott
Human Resources Division

Darren Eastcott

Approved by: Deputy Chief Darren Derko
Corporate Services Bureau

Darren Derko

Chief of Police: Dale McFee



Al Murphy
Acting Chief of Police

Date:

21 FEB 17

*To Chief's Committee for discussion
if required.*

[Signature]

*to chiefs committee
Feb 18, 21*



2020 Control Tactics

# Occurrences (Control Tactics)		Q1	Q2	Q3	Q4	Totals
Canine Contact	2019	19	24	29	18	90
	2020	25	16	13	16	70
	Change	6	-8	-16	-2	-20
	% Change	31.6%	-33.3%	-55.2%	-11.1%	-22.2%
Canine Presence	2019	112	122	133	149	516
	2020	137	114	136	108	495
	Change	25	-8	3	-41	-21
	% Change	22.3%	-6.6%	2.3%	-27.5%	-4.1%
CEW Presence/Laser	2019	82	97	110	91	380
	2020	112	153	135	137	537
	Change	30	56	25	46	157
	% Change	36.6%	57.7%	22.7%	50.5%	41.3%
CEW Probes	2019	48	47	47	53	195
	2020	53	67	50	48	218
	Change	5	20	3	-5	23
	% Change	10.4%	42.6%	6.4%	-9.4%	11.8%
CEW Stun	2019	14	6	14	13	47
	2020	19	20	12	10	61
	Change	5	14	-2	-3	14
	% Change	35.7%	233.3%	-14.3%	-23.1%	29.8%
Firearm, Low Ready	2019	196	200	208	213	817
	2020	232	256	268	254	1,010
	Change	36	56	60	41	193
	% Change	18.4%	28.0%	28.8%	19.2%	23.6%
Firearm, Pointed	2019	44	52	51	46	193
	2020	62	53	74	50	239
	Change	18	1	23	4	46
	% Change	40.9%	1.9%	45.1%	8.7%	23.8%
Baton	2019	8	6	10	5	29
	2020	8	3	4	7	22
	Change	0	-3	-6	2	-7
	% Change	0.0%	-50.0%	-60.0%	40.0%	-24.1%

# Occurrences (Control Tactics)		Q1	Q2	Q3	Q4	Totals
OC Spray	2019	9	8	14	14	45
	2020	4	5	6	5	20
	Change	-5	-3	-8	-9	-25
	% Change	-55.6%	-37.5%	-57.1%	-64.3%	-55.6%
Balance Displacement /Takedown	2019	155	170	162	150	637
	2020	151	178	159	156	644
	Change	-4	8	-3	6	7
	% Change	-2.6%	4.7%	-1.9%	4.0%	1.1%
Holding Technique	2019	172	174	173	183	702
	2020	184	206	175	170	735
	Change	12	32	2	-13	33
	% Change	7.0%	18.4%	1.2%	-7.1%	4.7%
Joint Manipulation	2019	84	79	80	66	309
	2020	77	82	65	79	303
	Change	-7	3	-15	13	-6
	% Change	-8.3%	3.8%	-18.8%	19.7%	-1.9%
Strike	2019	102	97	117	81	397
	2020	111	99	77	77	364
	Change	9	2	-40	-4	-33
	% Change	8.8%	2.1%	-34.2%	-4.9%	-8.3%
Stun /Distraction	2019	68	49	56	46	219
	2020	45	67	39	54	205
	Change	-23	18	-17	8	-14
	% Change	-33.8%	36.7%	-30.4%	17.4%	-6.4%
Control Tactics Reports	2019	943	997	1062	1013	4015
	2020	1076	1169	1161	1065	4471
	Change	133	172	99	52	456
	% Change	12.4%	14.7%	8.5%	4.9%	11.4%
Control Tactics Occurrences	2019	552	605	654	596	2407
	2020	619	696	683	644	2642
	Change	-34	29	44	-50	235
	% Change	-5.8%	5.1%	7.3%	-8.1%	9.8%



Control Tactics Reports Control Tactics Occurrences January - December 2020

Report Source:
EPS Master
Run By: Larry Snidal

Geographic Division: City Wide District: All Districts
Report Type: Person and Tactical Entry Team
Based on Occurrence Reported Date

Information as at Date:
26 Jan 2021 23:59

# Occurrences	January	February	March	April	May	June	July	August	September	October	November	December	Total
OC, OC Deployed	<u>2</u>	<u>2</u>		<u>2</u>	<u>3</u>		<u>1</u>	<u>5</u>		<u>1</u>	<u>3</u>	<u>1</u>	<u>20</u>
Impact, Baton Deployed	<u>3</u>	<u>4</u>	<u>1</u>	<u>1</u>	<u>2</u>		<u>1</u>	<u>1</u>	<u>2</u>	<u>2</u>	<u>2</u>	<u>3</u>	<u>22</u>
CEW, CEW Stun	<u>7</u>	<u>4</u>	<u>8</u>	<u>9</u>	<u>7</u>	<u>4</u>	<u>6</u>	<u>4</u>	<u>2</u>	<u>1</u>	<u>6</u>	<u>3</u>	<u>61</u>
Canine, Canine Contact	<u>10</u>	<u>8</u>	<u>7</u>	<u>8</u>	<u>5</u>	<u>3</u>	<u>3</u>	<u>6</u>	<u>4</u>	<u>3</u>	<u>9</u>	<u>4</u>	<u>70</u>
Physical, Stun Technique/Distracton	<u>9</u>	<u>21</u>	<u>15</u>	<u>27</u>	<u>26</u>	<u>14</u>	<u>24</u>	<u>10</u>	<u>5</u>	<u>14</u>	<u>20</u>	<u>20</u>	<u>205</u>
CEW, CEW Probes	<u>20</u>	<u>17</u>	<u>16</u>	<u>27</u>	<u>23</u>	<u>17</u>	<u>23</u>	<u>15</u>	<u>12</u>	<u>18</u>	<u>18</u>	<u>12</u>	<u>218</u>
Firearm, Pointed	<u>16</u>	<u>20</u>	<u>26</u>	<u>16</u>	<u>18</u>	<u>19</u>	<u>31</u>	<u>20</u>	<u>23</u>	<u>16</u>	<u>15</u>	<u>19</u>	<u>239</u>
Physical, Joint Manipulation	<u>24</u>	<u>26</u>	<u>27</u>	<u>37</u>	<u>30</u>	<u>15</u>	<u>25</u>	<u>24</u>	<u>16</u>	<u>23</u>	<u>24</u>	<u>32</u>	<u>303</u>
Physical, Strike	<u>28</u>	<u>36</u>	<u>47</u>	<u>47</u>	<u>34</u>	<u>18</u>	<u>27</u>	<u>27</u>	<u>23</u>	<u>22</u>	<u>28</u>	<u>27</u>	<u>364</u>
Canine, Canine Presence	<u>45</u>	<u>48</u>	<u>44</u>	<u>43</u>	<u>41</u>	<u>30</u>	<u>40</u>	<u>51</u>	<u>45</u>	<u>34</u>	<u>35</u>	<u>39</u>	<u>495</u>
CEW, CEW Presence/Laser	<u>29</u>	<u>40</u>	<u>43</u>	<u>49</u>	<u>53</u>	<u>51</u>	<u>47</u>	<u>53</u>	<u>35</u>	<u>48</u>	<u>34</u>	<u>55</u>	<u>537</u>
Physical, Balance Displacement/Takedown	<u>44</u>	<u>53</u>	<u>54</u>	<u>63</u>	<u>72</u>	<u>43</u>	<u>56</u>	<u>58</u>	<u>45</u>	<u>47</u>	<u>56</u>	<u>53</u>	<u>644</u>
Physical, Holding Technique	<u>54</u>	<u>57</u>	<u>73</u>	<u>81</u>	<u>74</u>	<u>51</u>	<u>61</u>	<u>62</u>	<u>52</u>	<u>48</u>	<u>57</u>	<u>65</u>	<u>735</u>
Firearm, Low Ready	<u>83</u>	<u>63</u>	<u>86</u>	<u>95</u>	<u>88</u>	<u>73</u>	<u>99</u>	<u>76</u>	<u>93</u>	<u>92</u>	<u>88</u>	<u>74</u>	<u>1,010</u>
Physical, Communication	<u>183</u>	<u>176</u>	<u>200</u>	<u>220</u>	<u>223</u>	<u>187</u>	<u>208</u>	<u>213</u>	<u>192</u>	<u>184</u>	<u>174</u>	<u>186</u>	<u>2,346</u>
Physical, Officer Presence	<u>187</u>	<u>172</u>	<u>200</u>	<u>229</u>	<u>223</u>	<u>193</u>	<u>204</u>	<u>209</u>	<u>193</u>	<u>193</u>	<u>174</u>	<u>193</u>	<u>2,370</u>



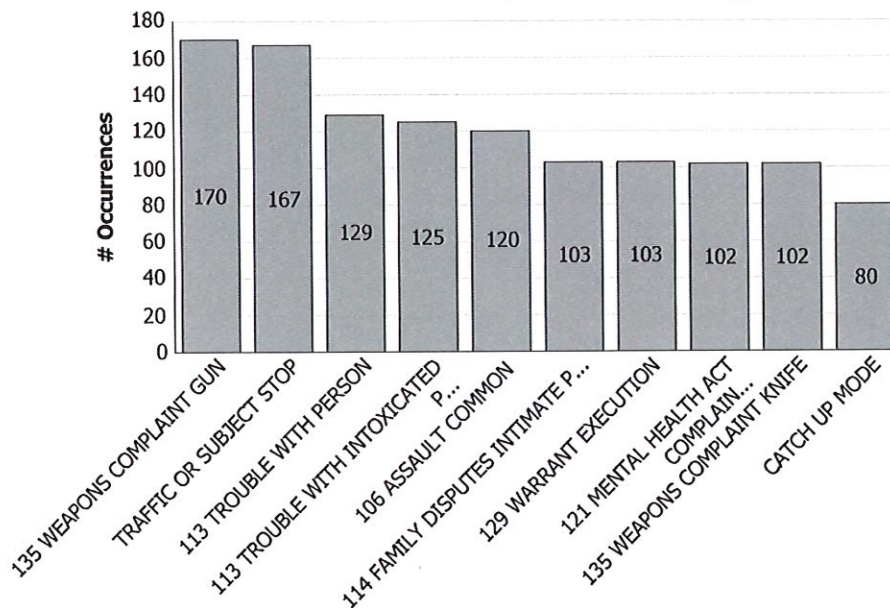
Control Tactics Reports Control Tactics Occurrences January - December 2020

Report Source:
EPS Master
Run By: Larry Snidal

Geographic Division: City Wide District: All Districts
Report Type: Person and Tactical Entry Team
Based on Occurrence Reported Date

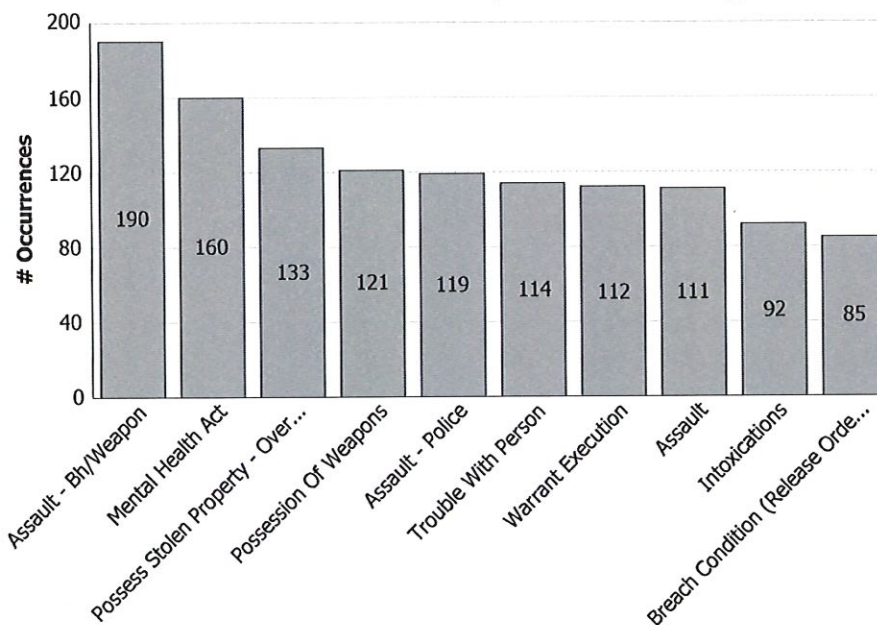
Information as at Date:
26 Jan 2021 23:59

Top 10 CAD Event Types



	# Occurrences
135 WEAPONS COMPLAINT GUN	170
TRAFFIC OR SUBJECT STOP	167
113 TROUBLE WITH PERSON	129
113 TROUBLE WITH INTOXICATED PERSONS	125
106 ASSAULT COMMON	120
114 FAMILY DISPUTES INTIMATE PARTNER	103
129 WARRANT EXECUTION	103
121 MENTAL HEALTH ACT COMPLAINTS	102
135 WEAPONS COMPLAINT KNIFE	102
CATCH UP MODE	80

Top 10 Occurrence Types



	# Occurrences
Assault - Bh/Weapon	190
Mental Health Act	160
Possess Stolen Property - Over \$5000	133
Possession Of Weapons	121
Assault - Police	119
Trouble With Person	114
Warrant Execution	112
Assault	111
Intoxications	92
Breach Condition (Release Order)	85

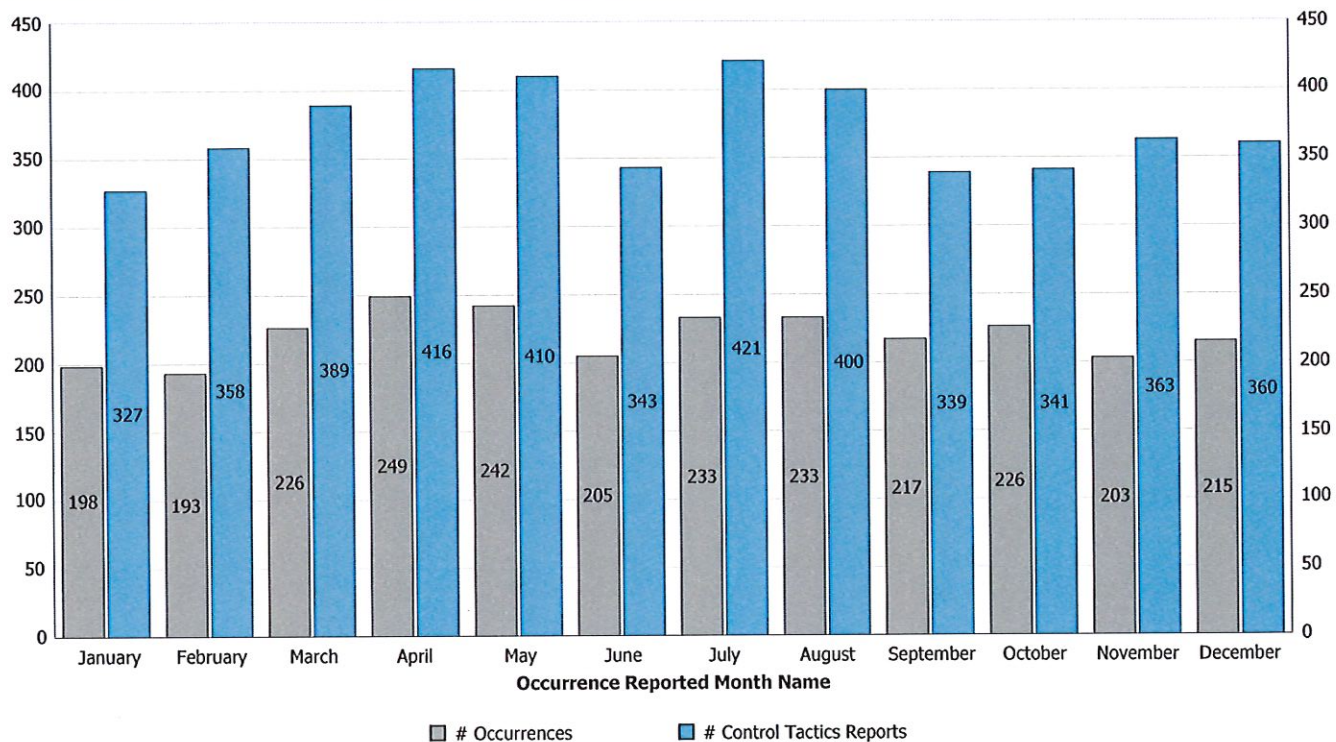


Control Tactics Reports Control Tactics Occurrences January - December 2020

Report Source:
EPS Master
Run By: Larry Snidal

Geographic Division: City Wide District: All Districts
Report Type: Person and Tactical Entry Team
Based on Occurrence Reported Date

Information as at Date:
26 Jan 2021 23:59



# Occurrences	January	February	March	April	May	June	July	August	September	October	November	December	Total
2020	198	193	226	249	242	205	233	233	217	226	203	215	2,640

# Control Tactics Reports	January	February	March	April	May	June	July	August	September	October	November	December	Total
2020	327	358	389	416	410	343	421	400	339	341	363	360	4,467

* Multiple Control Tactics Reports may be generated for each occurrence due to multiple officers involved or multiple subjects.

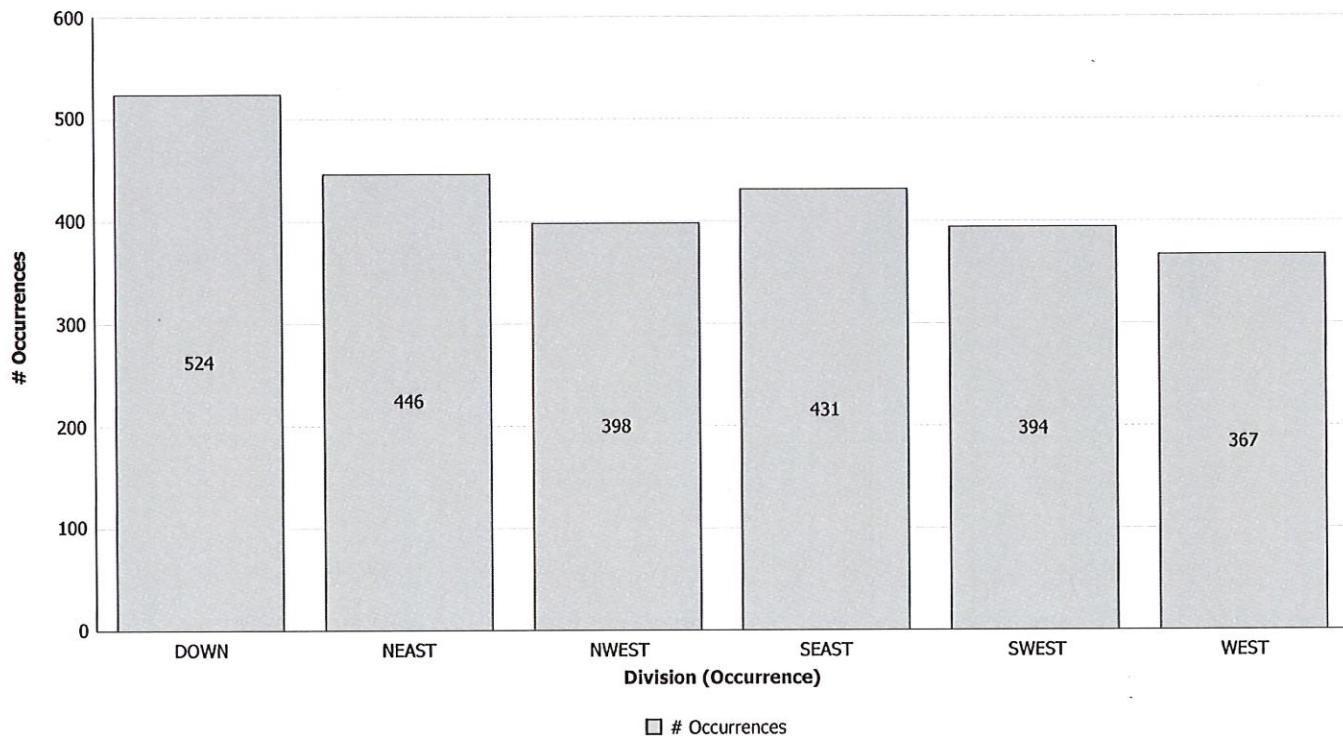


Control Tactics Reports Control Tactics Occurrences January - December 2020

Report Source:
EPS Master
Run By: Larry Snidal

Geographic Division: City Wide District: All Districts
Report Type: Person and Tactical Entry Team
Based on Occurrence Reported Date

Information as at Date:
26 Jan 2021 23:59



# Occurrences	January	February	March	April	May	June	July	August	September	October	November	December	Total
DOWN	47	37	51	46	52	36	45	40	42	45	45	38	524
NEAST	27	22	45	41	45	34	38	43	27	47	36	41	446
NWEST	30	29	39	36	34	38	33	31	31	26	32	39	398
SEAST	24	30	31	33	41	41	44	44	38	43	33	29	431
SWEST	35	31	33	41	34	26	35	30	35	38	24	32	394
WEST	31	34	19	44	25	23	28	40	38	24	32	29	367

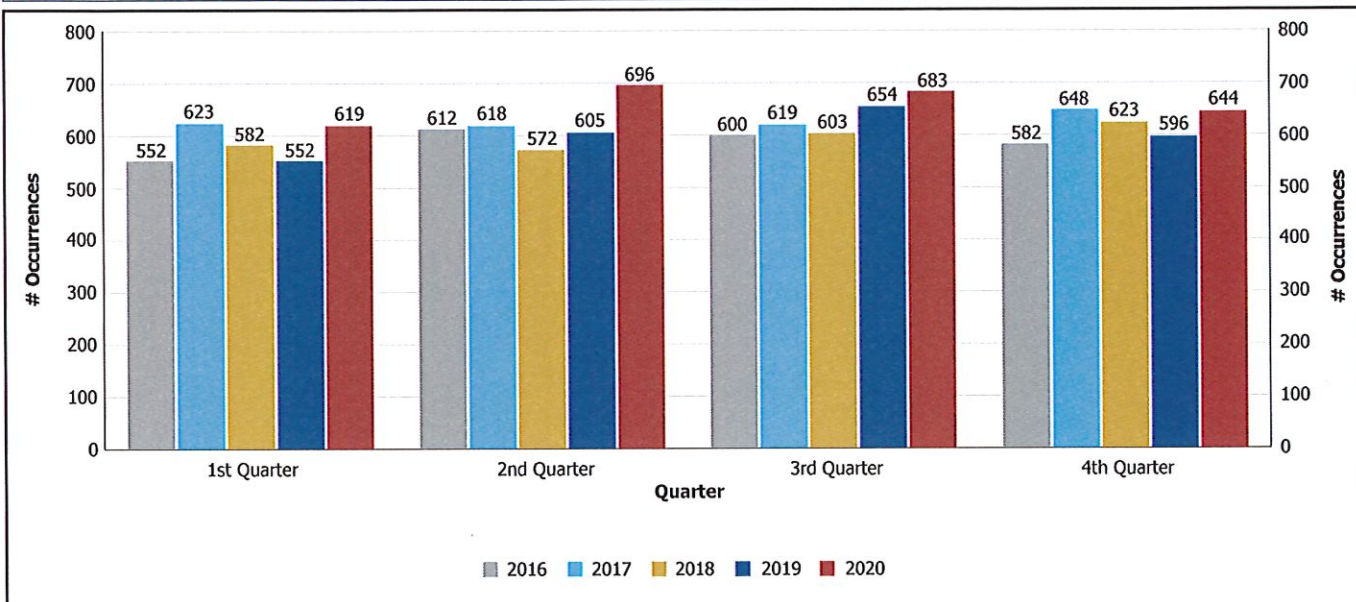


Control Tactics Reports Use of Force Quarterly Report 2020

Report Source:
EPS Master
Run By: Larry Snidal

Geographic Division: City Wide District: All Districts
Report Type: Person and Tactical Entry Team
Based on Occurrence Reported Date

Information as at Date:
26 Jan 2021 23:59



Please Note: In order to present the most accurate and up to date information on Use of Force incidents and deployments, the report will contain all data entered previous to the report. Delays in approving reports mean that information may be received 2 months or more after the incident. This information will be included in future updates and will be reflected in changes to the numbers as reports are received and entered.

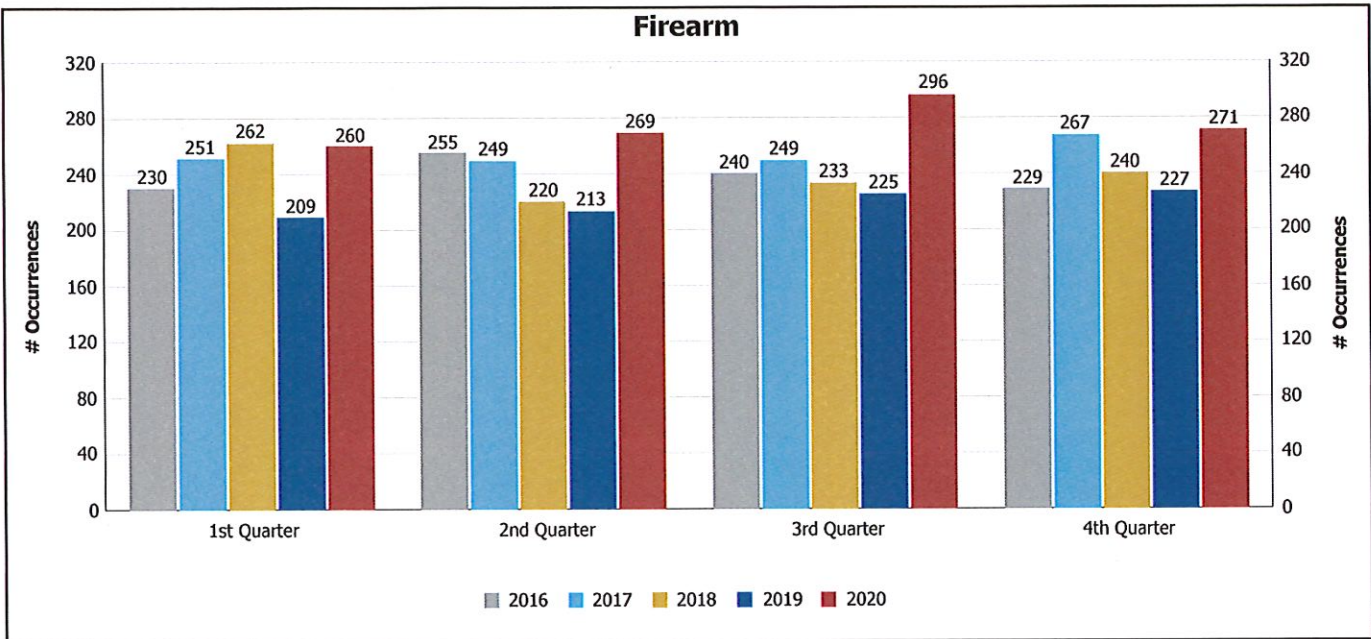


Control Tactics Reports Use of Force Quarterly Report 2020

Report Source:
EPS Master
Run By: Larry Snidal

Geographic Division: City Wide District: All Districts
Report Type: Person and Tactical Entry Team
Based on Occurrence Reported Date

Information as at Date:
26 Jan 2021 23:59



"Firearm" encompasses the following Police issued firearms: Handguns, Carbines, Shotguns, Rifles, and Tactical Firearms.

"Occurrences" refers to one specific situation where officers responded and utilized their firearm in one of the following methods: low ready position, pointed or fired.

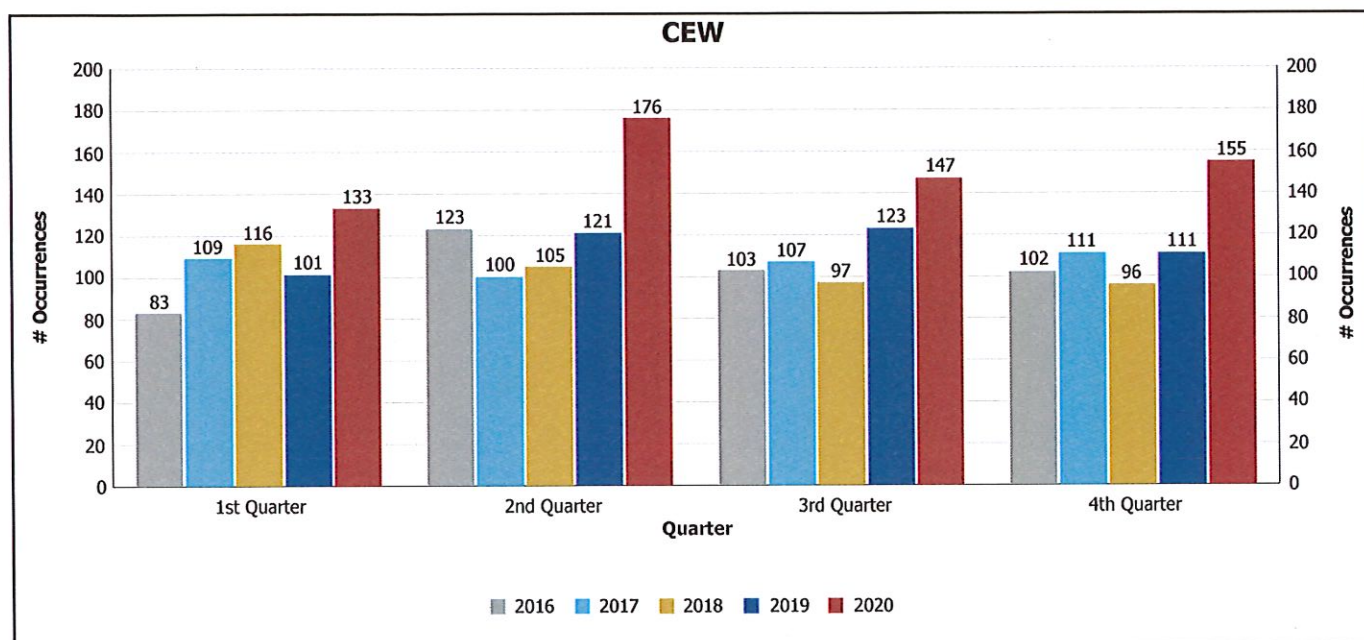


Control Tactics Reports Use of Force Quarterly Report 2020

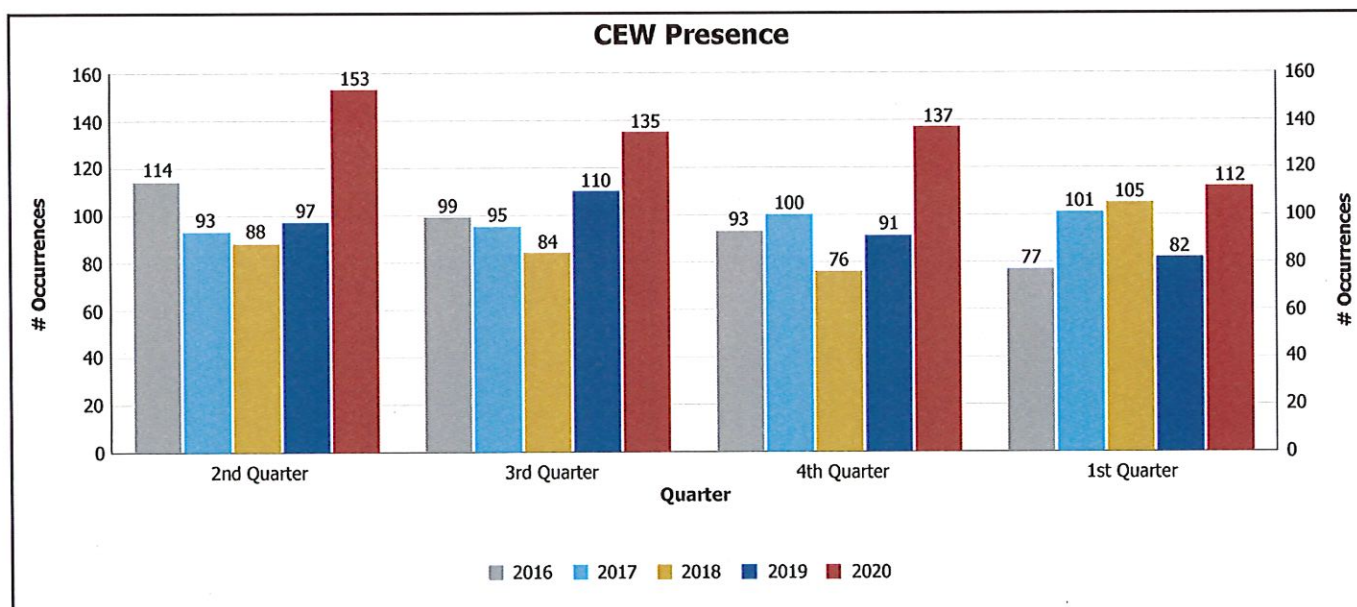
Report Source:
EPS Master
Run By: Larry Snidal

Geographic Division: City Wide District: All Districts
Report Type: Person and Tactical Entry Team
Based on Occurrence Reported Date

Information as at Date:
26 Jan 2021 23:59



"CEW" refers to the TASER X26 the current model that the Edmonton Police Service issues: CEW is classified as an Intermediate Weapon

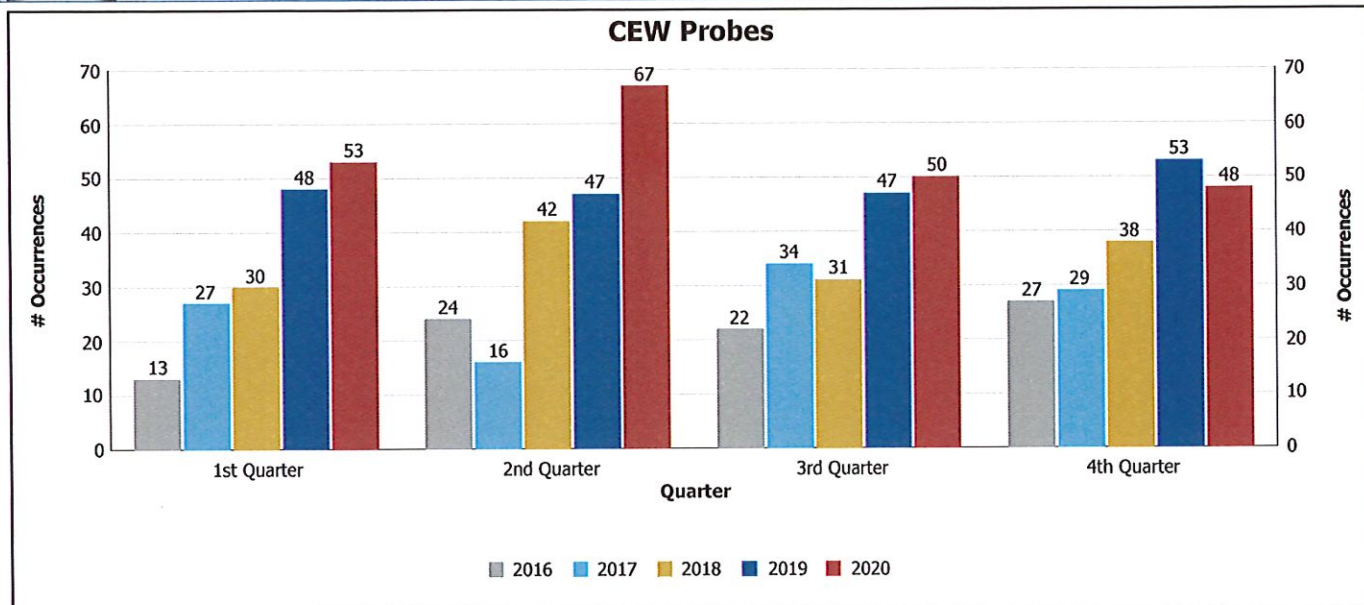


"Presence/Laser" refers to when the CEW is removed from the holster and displayed either by mere presence, or with the laser sight activated and pointed at a subject (no actual deployment of the weapon occurs in this fashion).

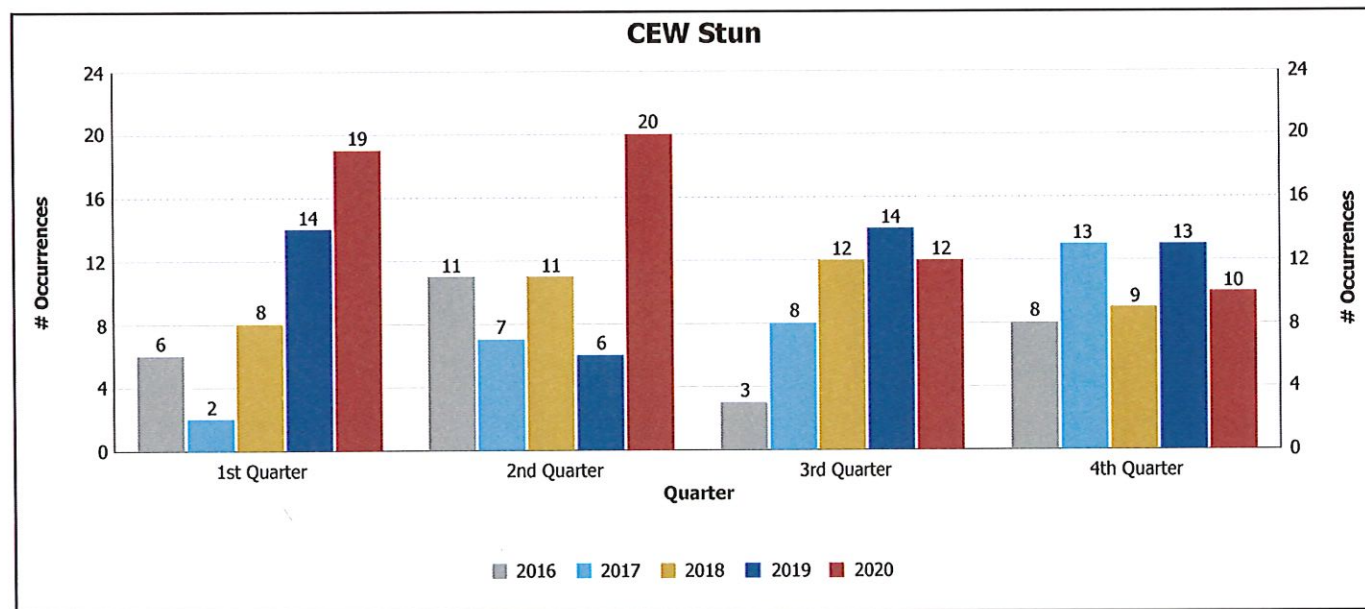


Control Tactics Reports Use of Force Quarterly Report 2020

Report Source:
EPS Master
Run By: Larry Snidal



"Probes" refers to when 2 barbed probes are discharged from the CEW cartridge at a suspect.



"Stun" refers to when the CEW is deployed directly against the subject as a pain compliance technique.

This also encompasses a situation where there may be more than one deployment (ie. Presence is ineffective, with Probes subsequently deployed).

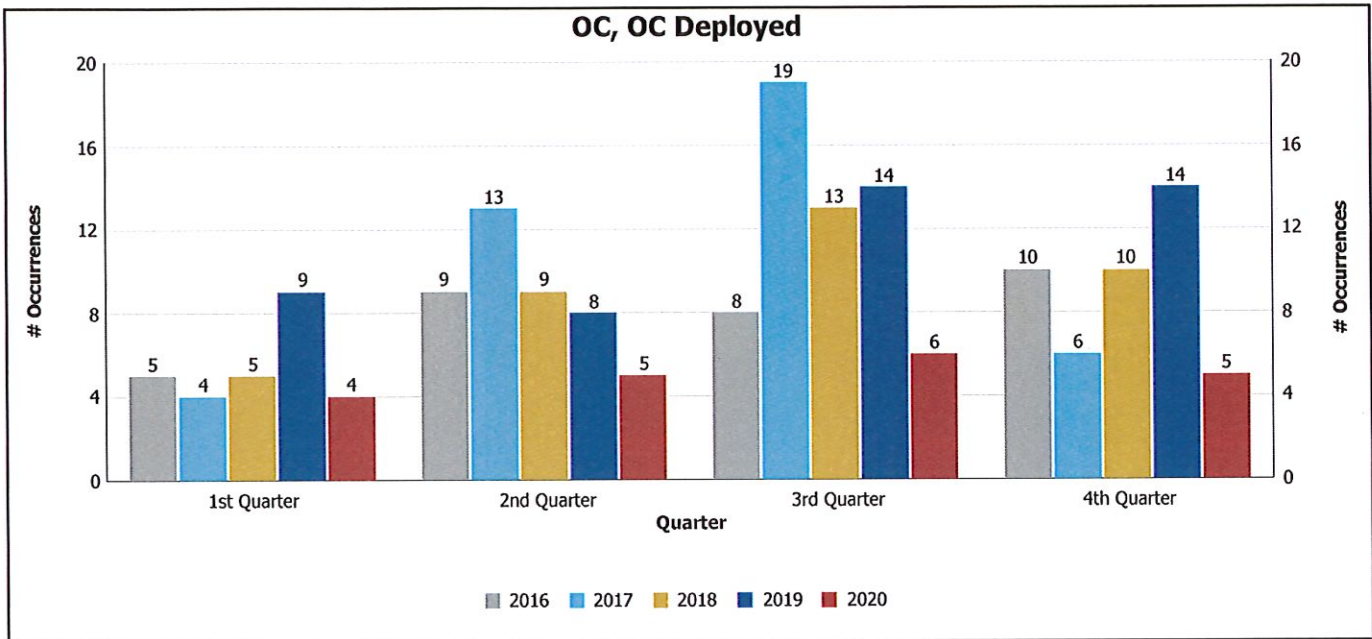


Control Tactics Reports Use of Force Quarterly Report 2020

Report Source:
EPS Master
Run By: Larry Snidal

Geographic Division: City Wide District: All Districts
Report Type: Person and Tactical Entry Team
Based on Occurrence Reported Date

Information as at Date:
26 Jan 2021 23:59



OC Spray is classified as an Intermediate Weapon

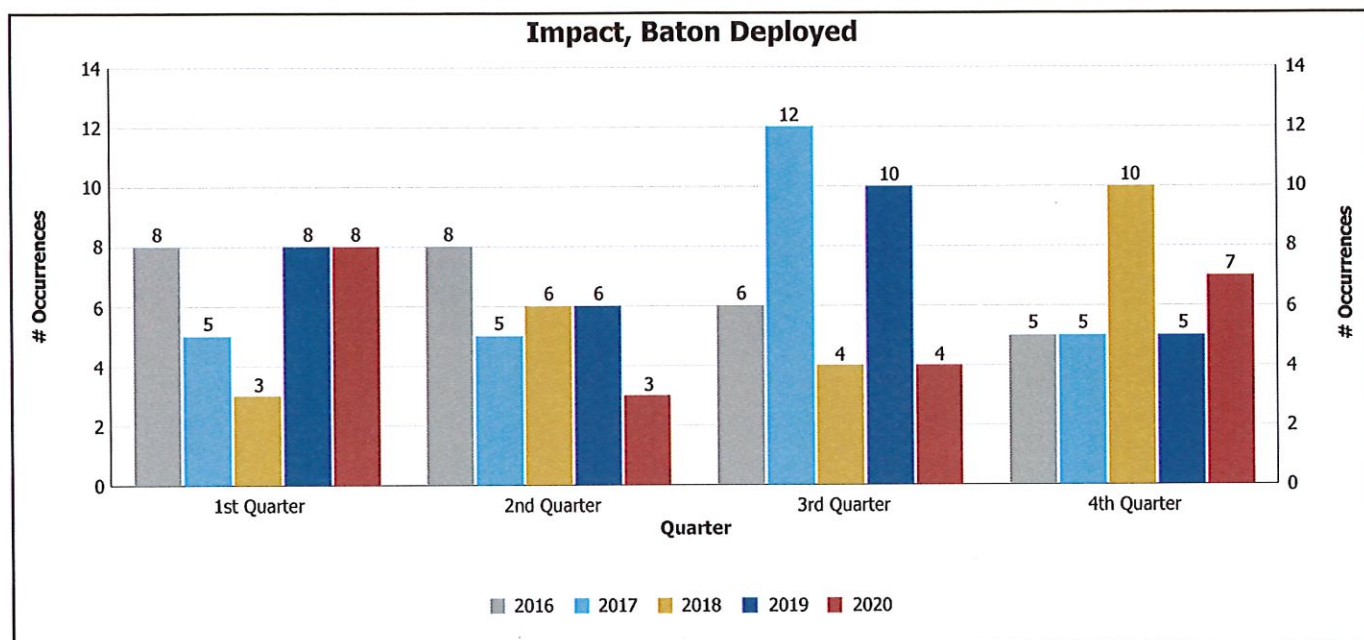


Control Tactics Reports Use of Force Quarterly Report 2020

Report Source:
EPS Master
Run By: Larry Snidal

Geographic Division: City Wide District: All Districts
Report Type: Person and Tactical Entry Team
Based on Occurrence Reported Date

Information as at Date:
26 Jan 2021 23:59



Batons are classified as an Intermediate Weapon

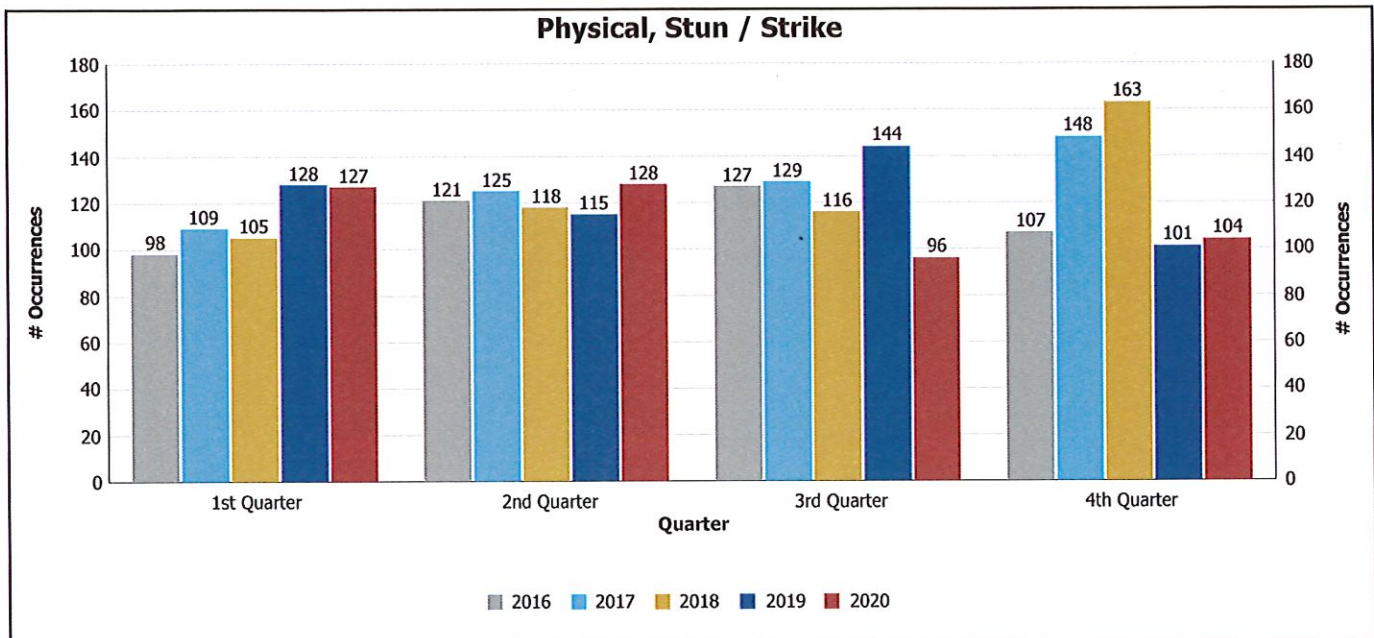


Control Tactics Reports Use of Force Quarterly Report 2020

Report Source:
EPS Master
Run By: Larry Snidal

Geographic Division: City Wide District: All Districts
Report Type: Person and Tactical Entry Team
Based on Occurrence Reported Date

Information as at Date:
26 Jan 2021 23:59



"Stunning" refers to a technique that temporarily distracts a suspect during the attempt of gaining physical control; open hand strike and a knee strike. For the purposes of this report Stuns and Strikes are combined

"Strike" refers to the following: punch, kick, elbow, and knee strikes.



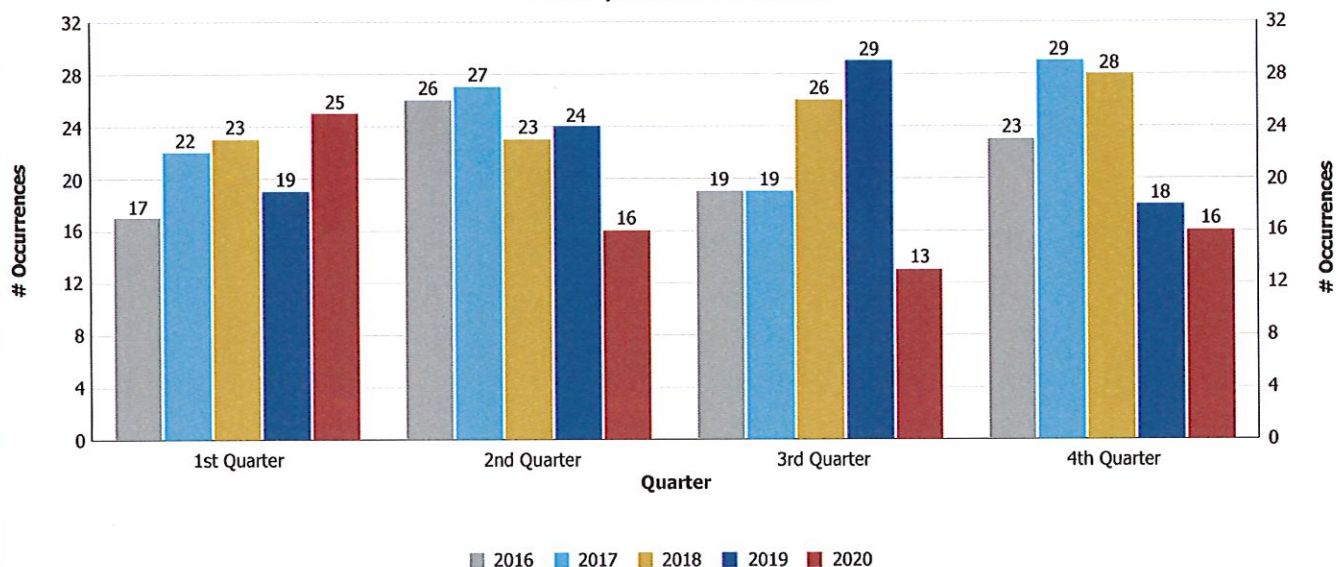
Control Tactics Reports Use of Force Quarterly Report 2020

Report Source:
EPS Master
Run By: Larry Snidal

Geographic Division: City Wide District: All Districts
Report Type: Person and Tactical Entry Team
Based on Occurrence Reported Date

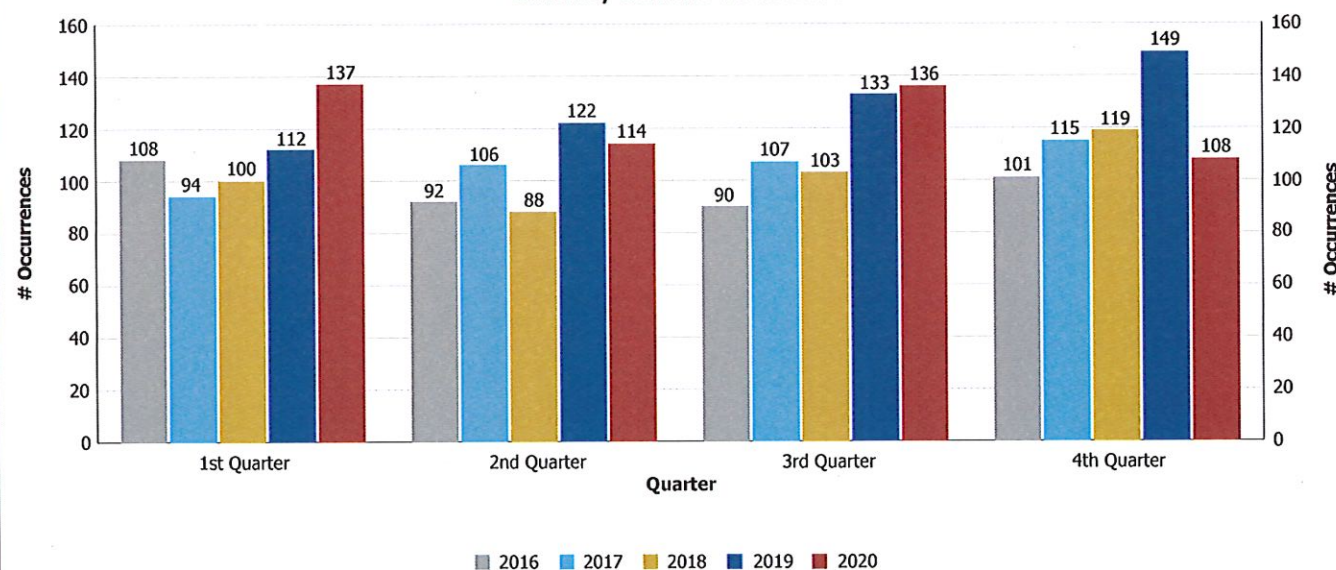
Information as at Date:
26 Jan 2021 23:59

Canine, Canine Contact



"Contact" refers to when a Canine Unit successfully apprehends a suspect using physical force by the dog.

Canine, Canine Presence



"Presence" refers to when a Canine Unit successfully controls a suspect using the presence of the dog.



Control Tactics Statistics 2020

Presented for Information
Edmonton Police Commission
March 18, 2021

Inspector Trevor Hermanutz, Professional Development Branch
Staff Sergeant David DeMarco, Core Training Section



Control Tactics Report Process

2020

EPS total Created Events = 374,434 of which include:

- Events with File Number = 239,031
- Events with Control Tactics / Use of Force = 2642

Percentage of total created events resulting in control tactics/use of force = 0.70%

Percentage of created events with file number = 1.11%

PSB complaints involving use of force: 146



Total Use of Force Comparison

Jan-Dec	2018	2019	2020	Three Year Average	Change 2019-2020
Use of Force Occurrences	2413	2407	2642	2487	9.8%
Control Tactics Reports	4089	4015	4471	4292	11.4%
Police Events Total	393,877	391,082	374,434	386,464	- 4.4%
Police Files within Total Events	262,838	264,125	239,031	255,331	- 9.5%



Changes From 2019

Jan-Dec

Category	Change (# of Occurrences)	% Change
Use of Force Reports	456	11.4%
Use of Force Occurrences	235	9.8%
Firearm (Low Ready)	193	23.6%
Conducted Energy Weapons (Probes)	23	11.8%
Conducted Energy Weapons (Stun)	14	29.8%
Police Custodies (Arrests)	-8,189	-17.0%
Police files	-25,094	-6.8%



Questions?