



EDMONTON POLICE SERVICE

REPORT TO THE EDMONTON POLICE COMMISSION

DATE: 2020 Aug 31

SUBJECT: Edmonton Police Service Control Tactics Statistics
2020 January – June Report

RECOMMENDATION:

That this report be received for information.

INTRODUCTION:

The Edmonton Police Service (EPS) submits two reports annually to the Edmonton Police Commission that outline all instances of reported use of force. One report provides a statistical summary of use of force events that occurred during the first half of the year and the second report provides a statistical summary of the entire year.

The information contained in this report was generated using statistical data captured from electronic Control Tactics Reports for occurrences with reported dates between 2020 Jan 01 and 2020 Jun 30. This report will also include a comparison of the current use of force data with previous data.

BACKGROUND:

The EPS captures use of force data through its electronic Control Tactics Reports. Control Tactics Reports are submitted after a police officer utilizes force where one or more of the following circumstances are present:

1. Injury resulting to any person;
2. Force used was higher than empty hand (soft) control, which is used for cooperative handcuffing;
3. Use of control tactics such as stunning techniques, direct mechanical techniques, chemical agents (O.C. spray), conducted energy weapon (CEW), control instruments, impact weapons, special impact munitions;
4. Firearm was drawn, displayed or pointed;
5. In the opinion of the investigating member and/or supervisor, unusual circumstances exist that necessitate the submission of the report.

COMMENTS/DISCUSSION:

There were 1290 control tactics occurrences in the first half of 2020, 11.9% higher than 2019. There were 2202 control tactics forms submitted in 2020 as compared to 1931 in 2019, an increase of 14.0%.

The reason that the number of Control Tactics Reports (in the chart below) are higher than the number of occurrences is due to the EPS policy requirement for every officer, involved in a use of force, to submit a Control Tactics Report.

Jan - JUN	2018	2019	2020	Three Year Average	Change 2019-2020
Occurrences	1,154	1,153	1,290	1199	11.9%
Control Tactics Reports	2,006	1,931	2,202	2047	14.0%

The Edmonton Police Service has 2 broad Use of Force categories. Generally, Category I reviews involve reportable uses of force of a minor nature and Category II reviews are those involving a higher level or those circumstances where a supervisor decides a Category II review may be warranted.

Note: The data from incidents that require a 46.1 notification to the Director of Law Enforcement, which get assigned to the Alberta Serious Incident Response Team (ASIRT), do not form part of this report.

Comparative Analysis of Category I and Category II Occurrences

Occurrences	2018	2019	2020	Three Year Average	Change 2019-2020
Category I	605	577	676	619.	17.1%
Category II	549	576	614	580	6.6%
Category II %	47.6%	50.0%	47.6%	48.4%	-2.4%

Comparative Analysis of Category I and Category II Control Tactics Reports

Control Tactics Reports	2018	2019	2020	Three Year Average	Change 2019-2020
Category I	1116	1108	1339	1189	24.1%
Category II	890	823	863	859	4.9%
Category II %	44.4%	42.6%	39.2%	42.1%	-2.9%

The two previous tables show that the majority of Occurrences are Category I occurrences which consist of displays of force, (CEW Presence or Firearms Low Ready) and the lowest levels of hands on control such as holding/escort positions and joint locks. They also show that 60.8% of Control Tactics Reports in the first half of 2020 did not rise above the threshold for a Category I review.

CONCLUSION:

The EPS utilizes Reasonable Officer Response to assist in providing a professional and defensible use of force framework. This is premised on the standard of "objective reasonableness" and includes a supporting foundation based upon:

1. Lawful and professional presence,
2. Tactical communications, and
3. Tactical considerations.

EPS recognized that the need for engaged supervision involving use of force events is critical. This resulted in the implementation of service wide protocols following all reportable use of force events to include professional awareness, thorough reporting and supervisory oversight review.

ADDITIONAL INFORMATION ATTACHED:

This report contains the following attachments:

- Attachment 1 - Comparison of the various control tactics that were utilized (2019 vs. 2020);
- Attachment 2 - Table depicting the ascending order of the control tactics utilized over the first six months of 2020;
- Attachment 3 – The top ten Computer Aided Dispatch event types where force was used and the top ten EPS event types where force was used;
- Attachment 4 - A monthly comparison of Control Tactics Report occurrences and reports in 2020;
- Attachment 5 - A monthly comparison depicting the geographical location of the various control tactics occurrences. This is a comparison of the geographical location of the use of force and is not a reflection of the use of force by individual Divisions, Sections, Units, etc;
- Attachment 6 - A monthly comparison of the of the control tactics utilized over the last 5 years
- Attachment 7 - PowerPoint Presentation.

Written by: Larry Snidal
Training Section

Reviewed By: Inspector Trevor Hermanutz
Professional Development Branch

Reviewed By: Executive Director Darren Eastcott
Human Resources Division

Approved By: Deputy Chief Darren Derko
Corporate Services Bureau

Chief of Police: Dale McFee

Date: _____




# Occurrences (Control Tactics)		Quarter 1	Quarter 2	Totals
Canine Contact*	2019	18	24	42
	2020	25	16	41
	Change	7	-8	-1
	% Change	38.9%	-33.3%	-2.4%
Conducted Energy Weapon (CEW) Presence/Laser	2019	82	97	179
	2020	111	150	261
	Change	29	53	82
	% Change	35.4%	54.6%	45.8%
Conducted Energy Weapon (CEW) Probes*	2019	48	47	95
	2020	53	67	120
	Change	5	20	25
	% Change	10.4%	42.6%	26.3%
Conducted Energy Weapon (CEW) Stun*	2019	14	6	20
	2020	19	20	39
	Change	5	14	19
	% Change	35.7%	233.3%	95.0%
Firearm, Low Ready	2019	194	198	392
	2020	231	244	475
	Change	37	46	83
	% Change	19.1%	23.2%	21.2%
Firearm, Pointed*	2019	43	52	95
	2020	62	53	115
	Change	19	1	20
	% Change	44.2%	1.9%	21.1%
Baton *	2019	8	6	14
	2020	8	3	11
	Change	0	-3	-3
	% Change	0.0%	-50.0%	-21.4%

# Occurrences (Control Tactics)		Quarter 1	Quarter 2	Totals
Oleoresin Capsicum (OC) Spray*	2019	9	8	17
	2020	4	5	9
	Change	-5	-3	-8
	% Change	-55.6%	-37.5%	-47.1%
Takedown*	2019	155	170	325
	2020	150	176	326
	Change	-5	6	1
	% Change	-3.2%	3.5%	0.3%
Holding Technique	2019	172	174	346
	2020	184	205	389
	Change	12	31	43
	% Change	7.0%	17.8%	12.4%
Joint Manipulation	2019	84	79	163
	2020	77	81	158
	Change	-7	2	-5
	% Change	-8.3%	2.5%	-3.1%
Strike*	2019	102	97	199
	2020	111	98	209
	Change	9	1	10
	% Change	8.8%	1.0%	5.0%
Stun/Distract*	2019	68	49	117
	2020	45	67	112
	Change	-23	18	-5
	% Change	-33.8%	36.7%	-4.3%
Control Tactics Reports	2019	937	994	1931
	2020	1071	1131	2202
	Change	134	137	271
	% Change	14.3%	13.8%	14.0%
Control Tactics Occurrences	2019	550	603	1153
	2020	617	673	1290
	Change	67	70	137
	% Change	12.2%	11.6%	11.9%



Control Tactics Reports Control Tactics Occurrences for 2020

Report Source:
EPS Master
Run By: Larry Snidal

Geographic Division: City Wide District: All Districts
Report Type: Person and Tactical Entry Team
Based on Occurrence Reported Date

Information as at Date:
29 Jul 2020 23:59

# Occurrences	January	February	March	April	May	June	Total
OC, OC Deployed	2	2		2	3		9
Impact, Baton Deployed	3	4	1	1	2		11
CEW, CEW Stun	7	4	8	9	7	4	39
Canine, Canine Contact	10	8	7	8	5	3	41
Physical, Stun Technique/Distracton	9	21	15	27	26	14	112
Firearm, Pointed	16	20	26	16	18	19	115
CEW, CEW Probes	20	17	16	27	23	17	120
Physical, Joint Manipulation	24	26	27	36	30	15	158
Physical, Strike	28	36	47	46	34	18	209
CEW, CEW Presence/Laser	28	40	43	49	53	48	261
Physical, Balance Displacement/Takedown	43	53	54	63	72	41	326
Physical, Holding Technique	54	57	73	80	74	51	389
Firearm, Low Ready	82	63	86	93	83	68	475
Physical, Officer Presence	185	172	200	225	215	183	1,180



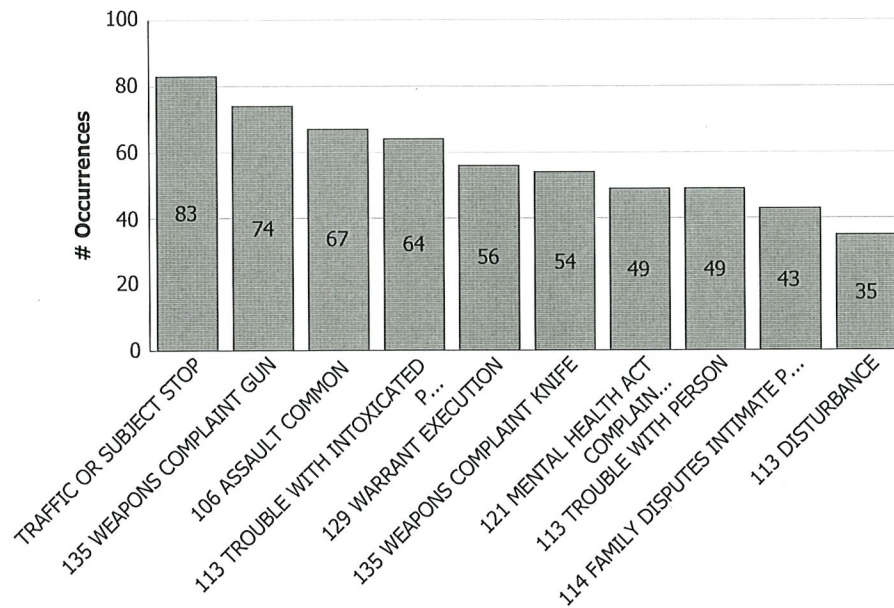
Control Tactics Reports Control Tactics Occurrences for 2020

Report Source:
EPS Master
Run By: Larry Snidal

Geographic Division: City Wide District: All Districts
Report Type: Person and Tactical Entry Team
Based on Occurrence Reported Date

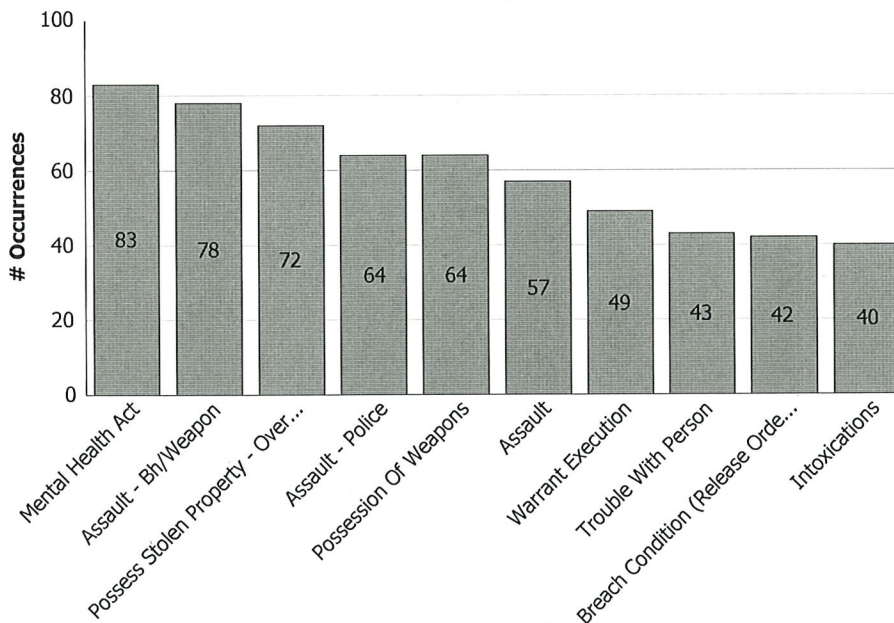
Information as at Date:
29 Jul 2020 23:59

Top 10 CAD Event Types



	# Occurrences
TRAFFIC OR SUBJECT STOP	83
135 WEAPONS COMPLAINT GUN	74
106 ASSAULT COMMON	67
113 TROUBLE WITH INTOXICATED PERSONS	64
129 WARRANT EXECUTION	56
135 WEAPONS COMPLAINT KNIFE	54
121 MENTAL HEALTH ACT COMPLAINTS	49
113 TROUBLE WITH PERSON	49
114 FAMILY DISPUTES INTIMATE PARTNER	43
113 DISTURBANCE	35

Top 10 Occurrence Types



	# Occurrences
Mental Health Act	83
Assault - Bh/Weapon	78
Possess Stolen Property - Over \$5000	72
Assault - Police	64
Possession Of Weapons	64
Assault	57
Warrant Execution	49
Trouble With Person	43
Breach Condition (Release Order)	42
Intoxications	40

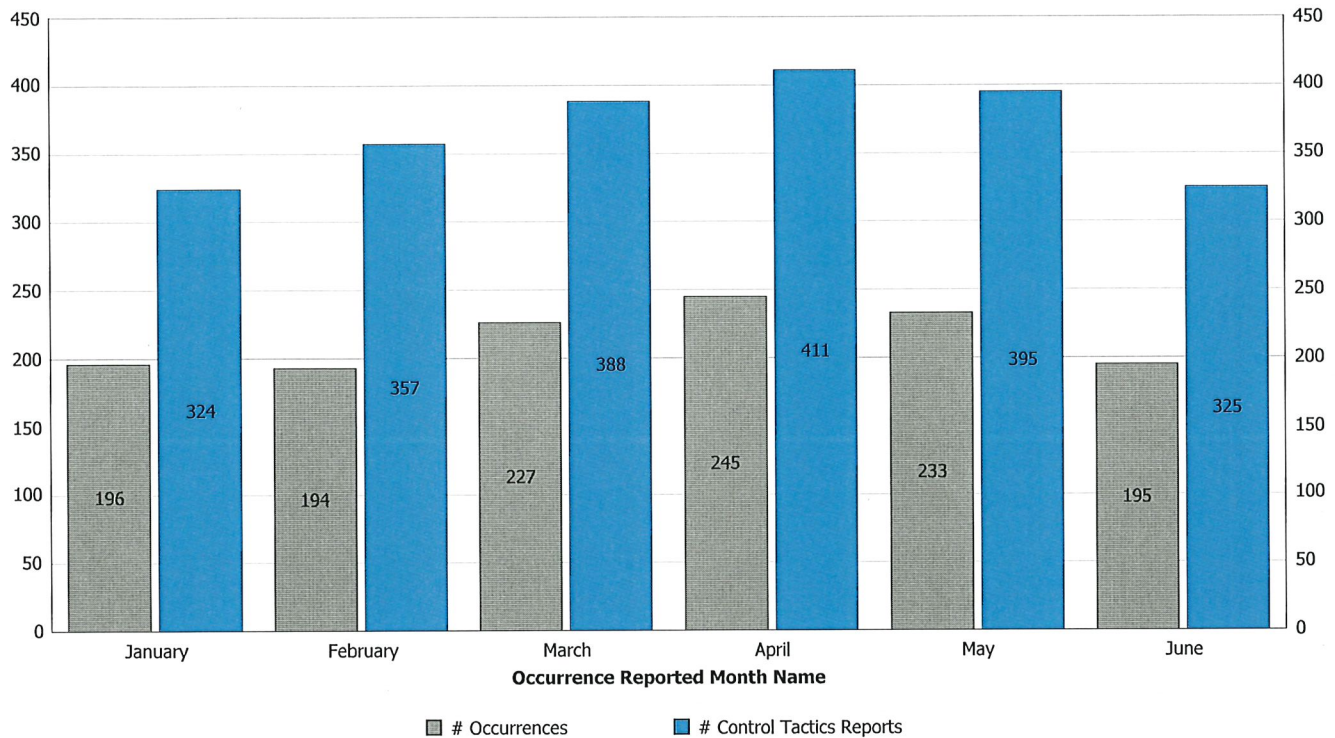


Control Tactics Reports Control Tactics Occurrences for 2020

Report Source:
EPS Master
Run By: Larry Snidal

Geographic Division: City Wide District: All Districts
Report Type: Person and Tactical Entry Team
Based on Occurrence Reported Date

Information as at Date:
29 Jul 2020 23:59



# Occurrences	January	February	March	April	May	June	Total
2020	196	194	227	245	233	195	1,290

# Control Tactics Reports	January	February	March	April	May	June	Total
2020	324	358	389	411	395	325	2,202

* Multiple Control Tactics Reports may be generated for each occurrence due to multiple officers involved or multiple subjects.

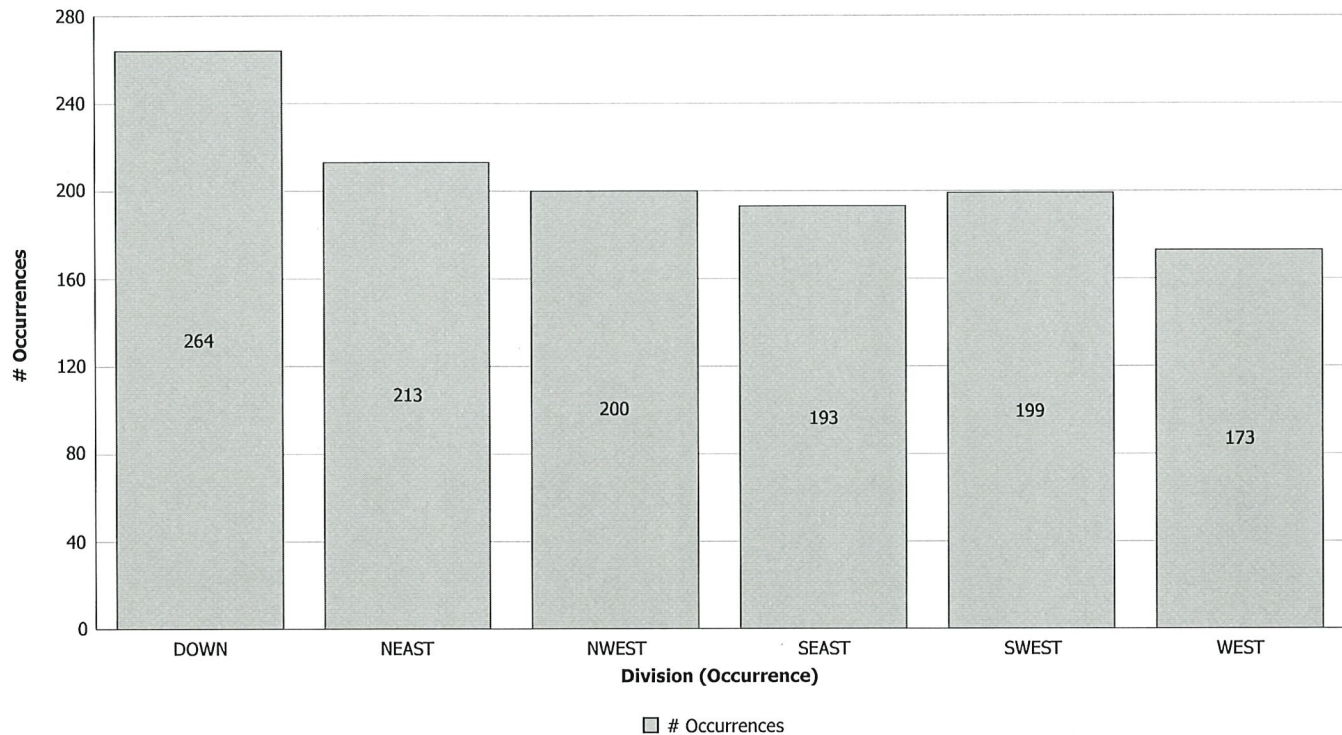


Control Tactics Reports Control Tactics Occurrences for 2020

Report Source:
EPS Master
Run By: Larry Snidal

Geographic Division: City Wide District: All Districts
Report Type: Person and Tactical Entry Team
Based on Occurrence Reported Date

Information as at Date:
29 Jul 2020 23:59



# Occurrences	January	February	March	April	May	June	Total
DOWN	46	37	51	45	51	34	264
NEAST	27	22	45	41	45	33	213
NWEAST	29	29	39	35	33	35	200
SEAST	24	31	31	32	37	38	193
SWEAST	35	31	33	41	34	25	199
WEST	31	33	19	44	22	24	173

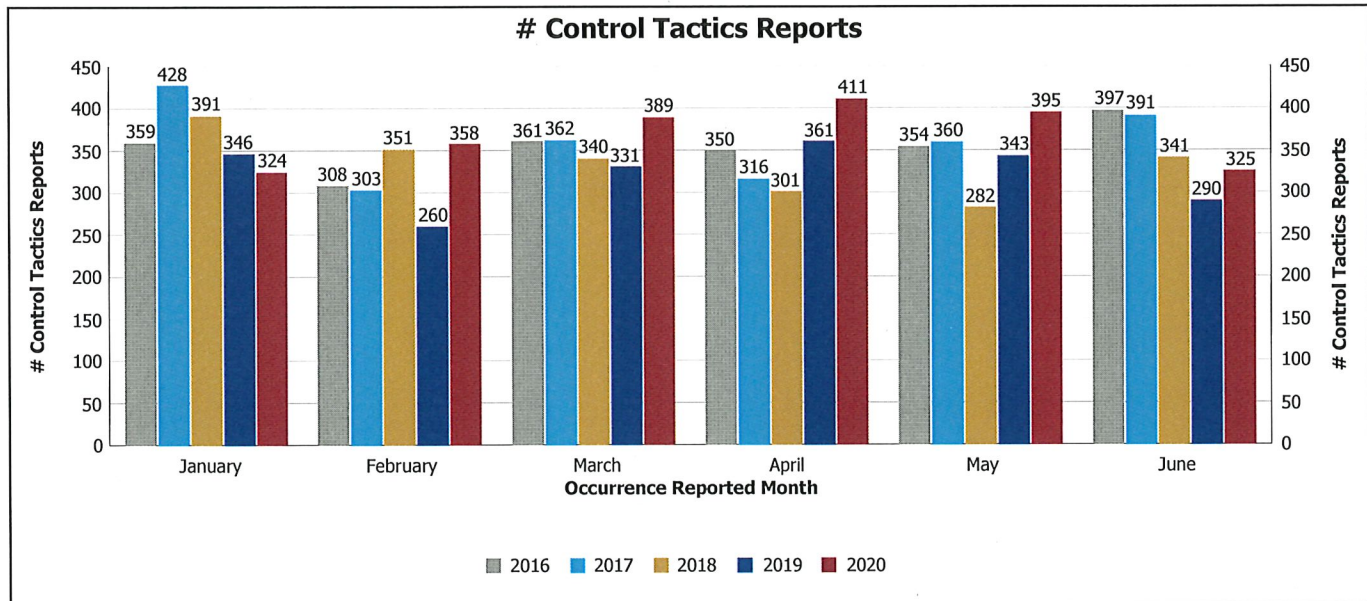
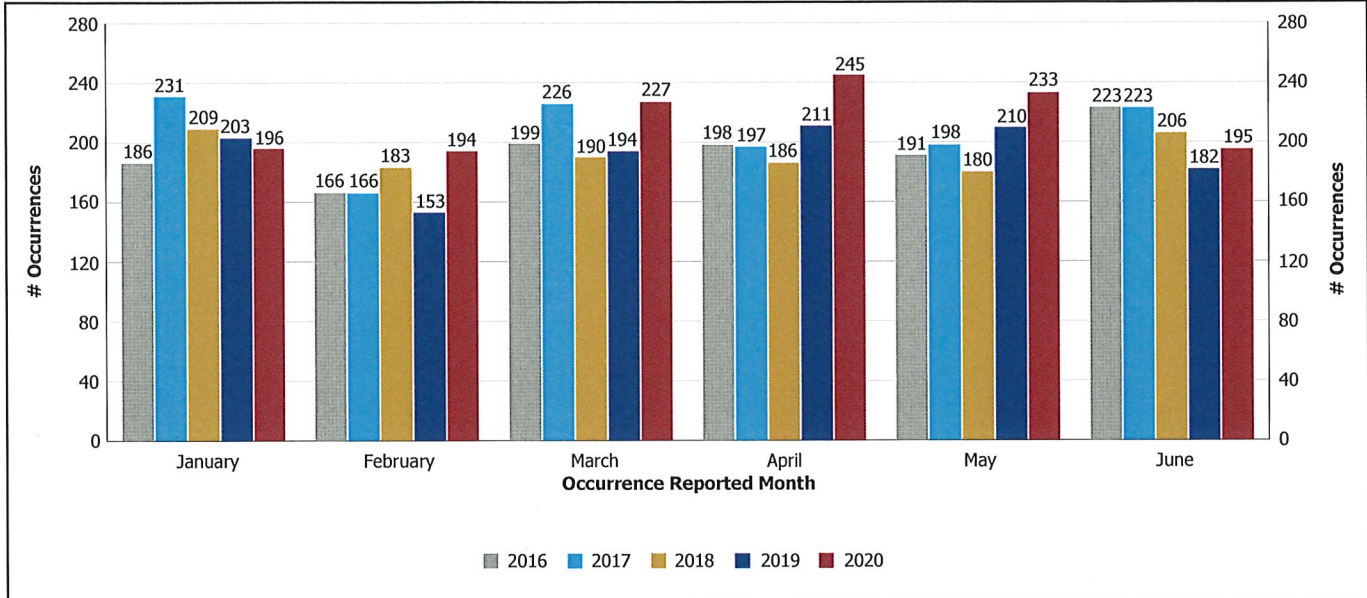


Control Tactics Reports Use of Force Monthly Report 2020

Report Source:
EPS Master
Run By: Larry Snidal

Geographic Division: City Wide District: All Districts
Report Type: Person and Tactical Entry Team
Based on Occurrence Reported Date

Information as at Date:
29 Jul 2020 23:59



Please Note: In order to present the most accurate and up to date information on Use of Force incidents and deployments, the report will contain all data entered previous to the report. Delays in approving reports mean that information may be received 2 months or more after the incident. This information will be included in future updates and will be reflected in changes to the numbers as reports are received and entered.

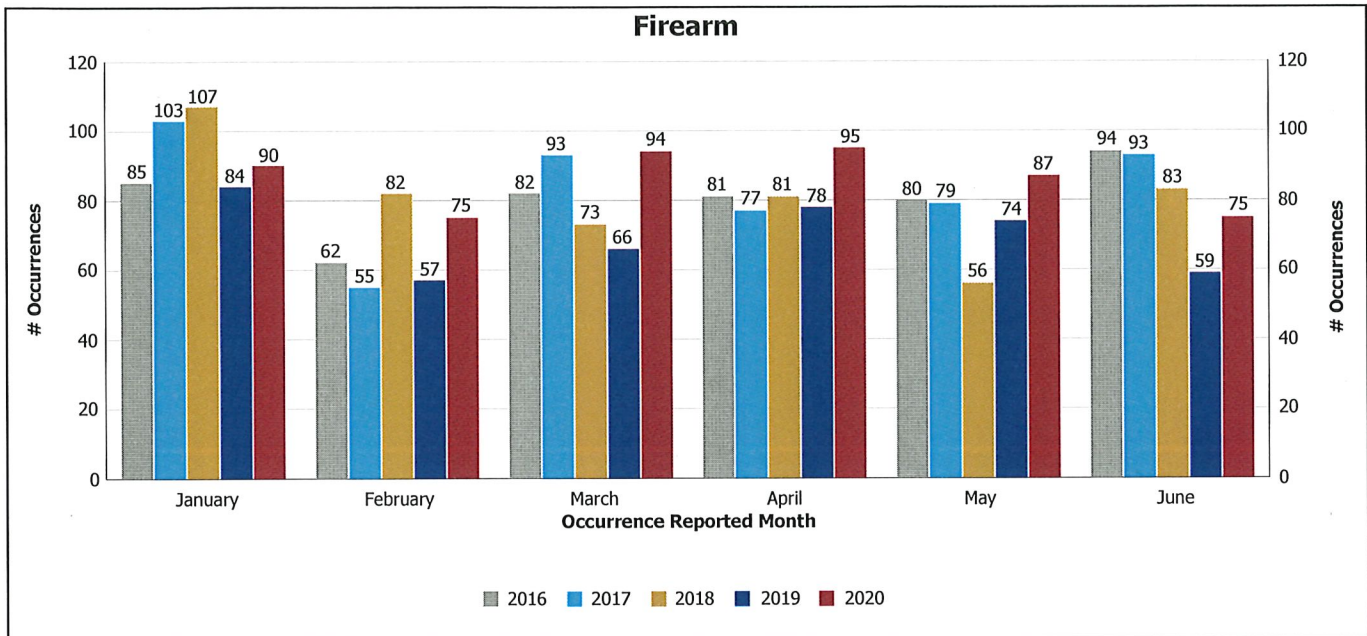


Control Tactics Reports Use of Force Monthly Report 2020

Report Source:
EPS Master
Run By: Larry Snidal

Geographic Division: City Wide District: All Districts
Report Type: Person and Tactical Entry Team
Based on Occurrence Reported Date

Information as at Date:
29 Jul 2020 23:59



"Firearm" encompasses the following Police issued firearms: Handguns, Carbines, Shotguns, Rifles, and Tactical Firearms.

"Occurrences" refers to one specific situation where officers responded and utilized their firearm in one of the following methods: low ready position, pointed or fired.

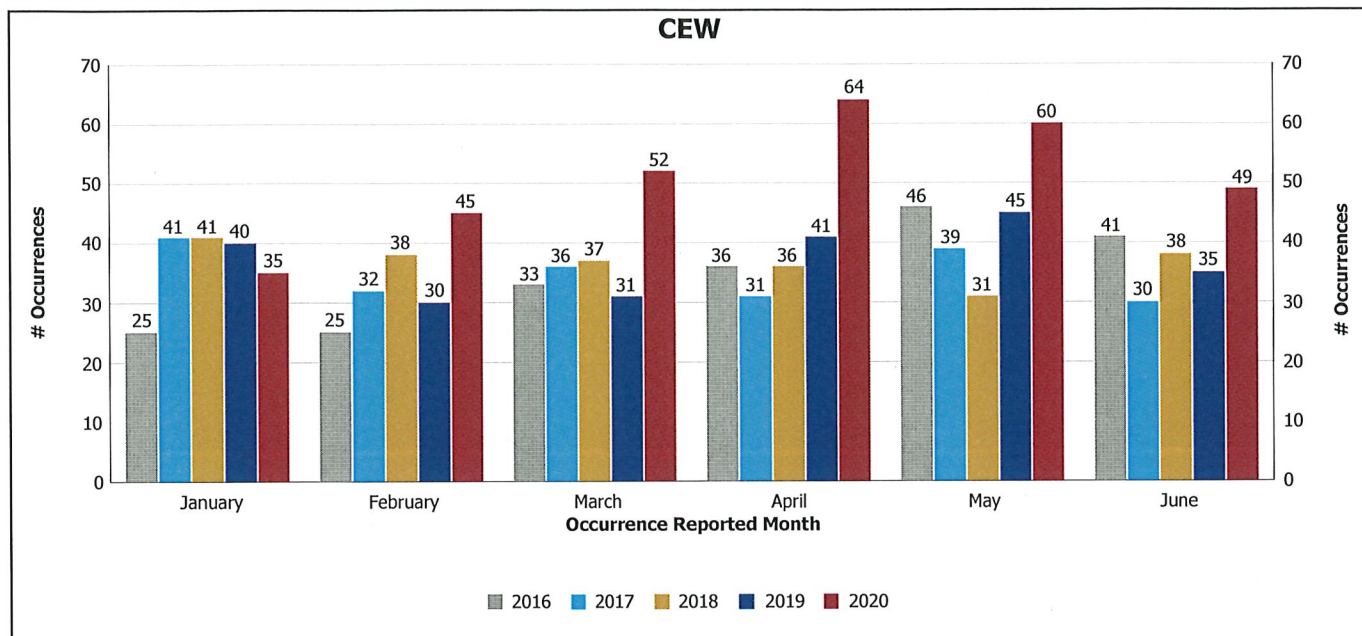


Control Tactics Reports Use of Force Monthly Report 2020

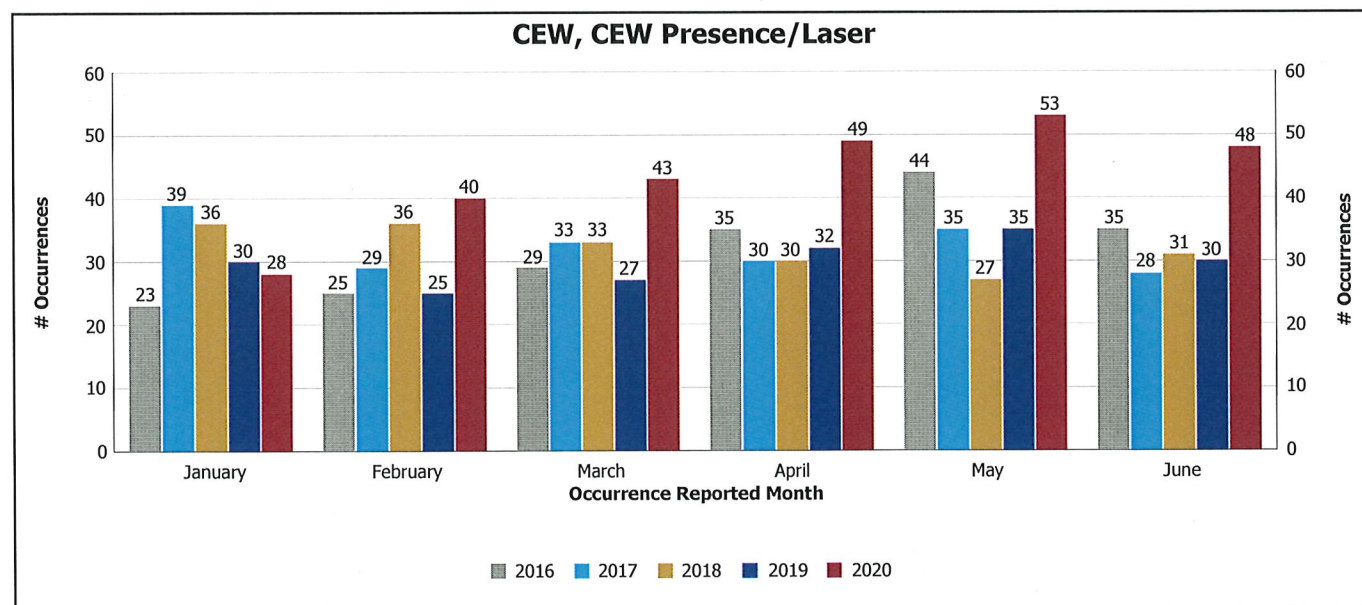
Report Source:
EPS Master
Run By: Larry Snidal

Geographic Division: City Wide District: All Districts
Report Type: Person and Tactical Entry Team
Based on Occurrence Reported Date

Information as at Date:
29 Jul 2020 23:59



"CEW" refers to the TASER X26 the current model that the Edmonton Police Service issues: CEW is classified as an Intermediate Weapon

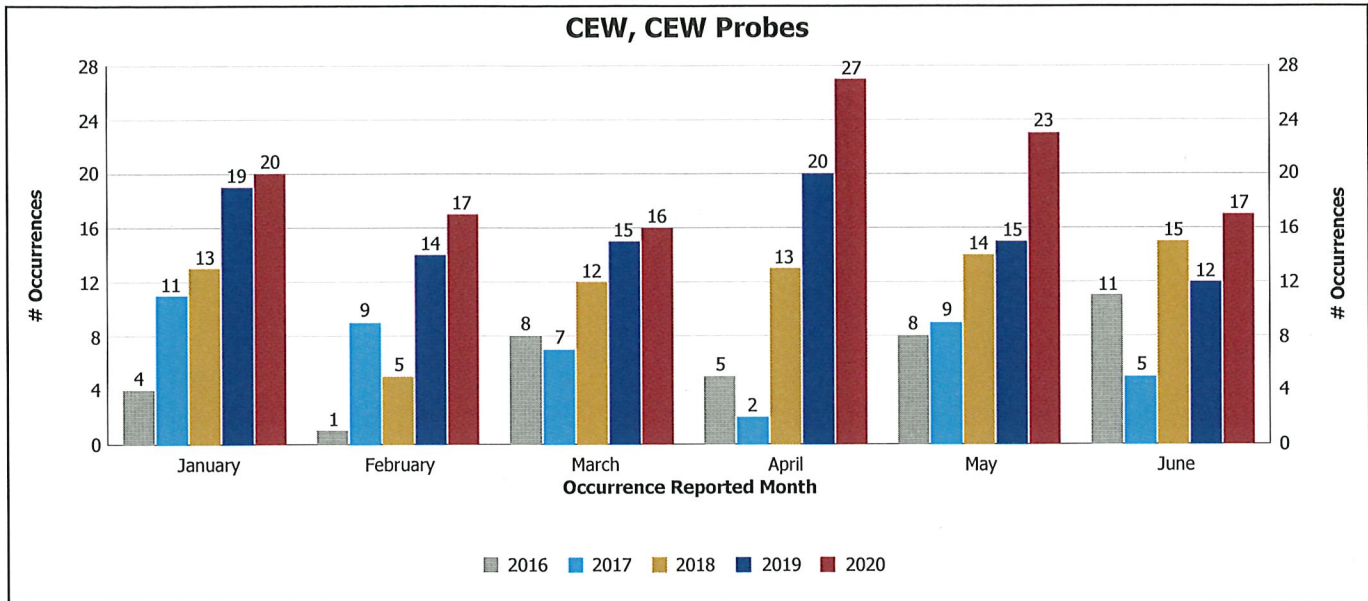


"Presence/Laser" refers to when the CEW is removed from the holster and displayed either by mere presence, or with the laser sight activated and pointed at a subject (no actual deployment of the weapon occurs in this fashion).

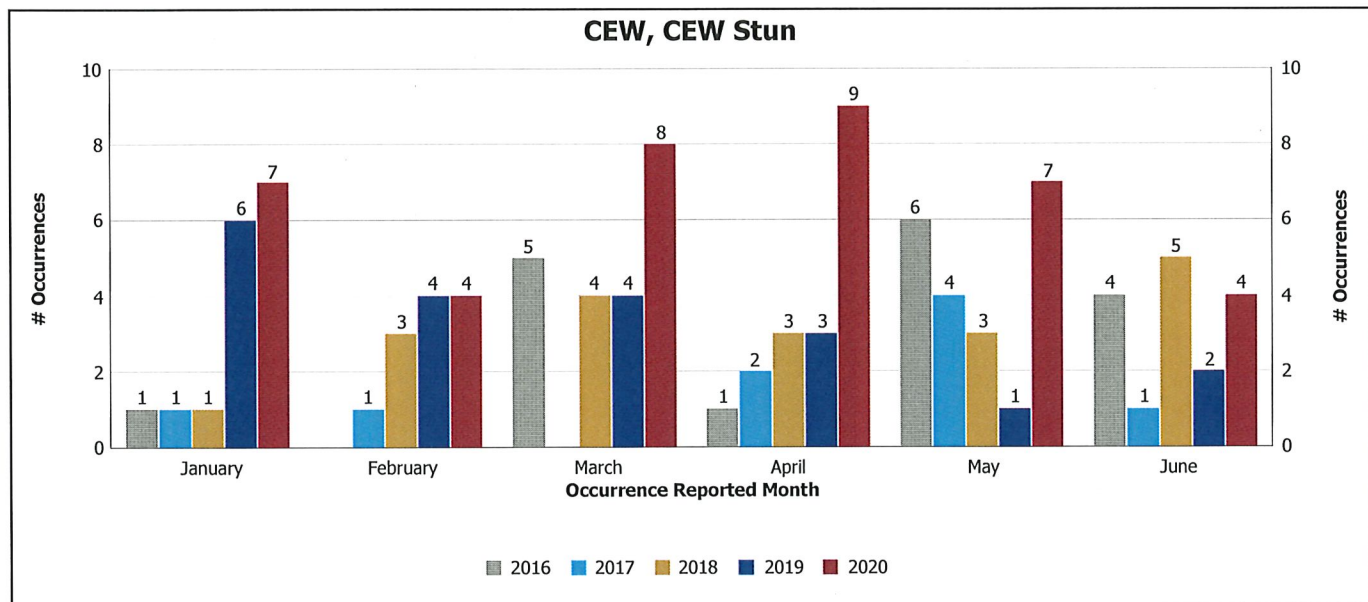


Control Tactics Reports Use of Force Monthly Report 2020

Report Source:
EPS Master
Run By: Larry Snidal



"Probes" refers to when 2 barbed probes are discharged from the CEW cartridge at a suspect.



"Stun" refers to when the CEW is deployed directly against the subject as a pain compliance technique.

This also encompasses a situation where there may be more than one deployment (ie. Presence is ineffective, with Probes subsequently deployed).

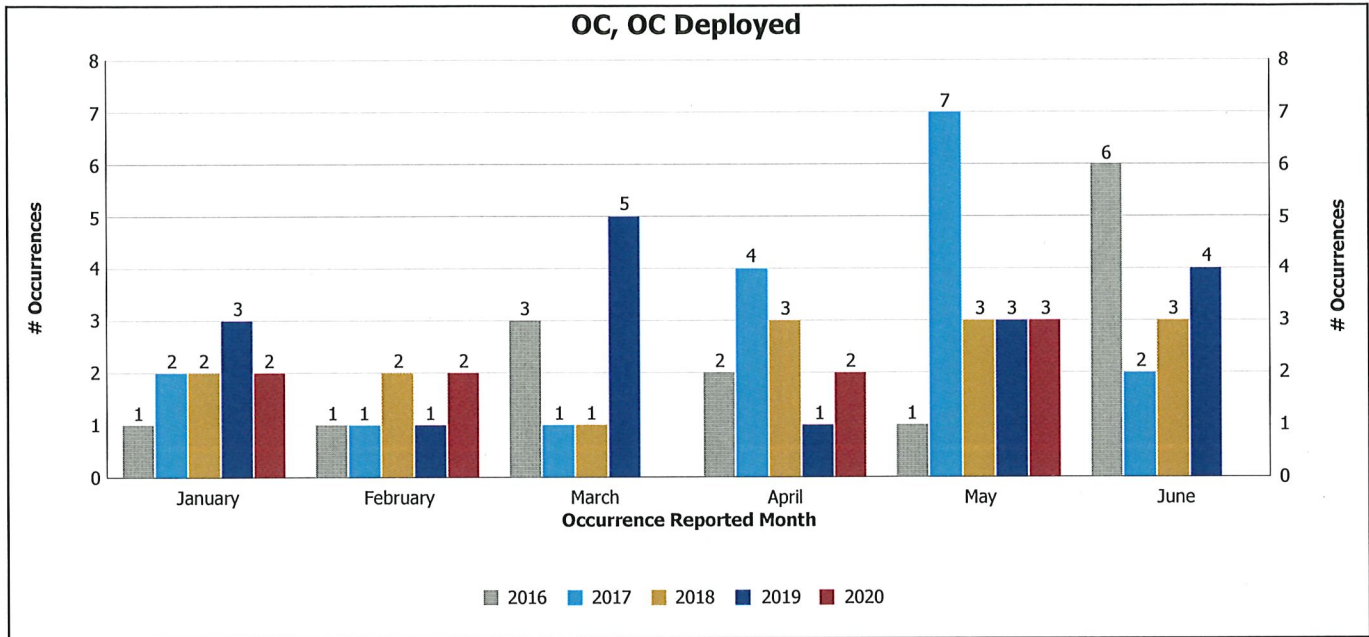


Control Tactics Reports Use of Force Monthly Report 2020

Report Source:
EPS Master
Run By: Larry Snidal

Geographic Division: City Wide District: All Districts
Report Type: Person and Tactical Entry Team
Based on Occurrence Reported Date

Information as at Date:
29 Jul 2020 23:59



OC Spray is classified as an Intermediate Weapon

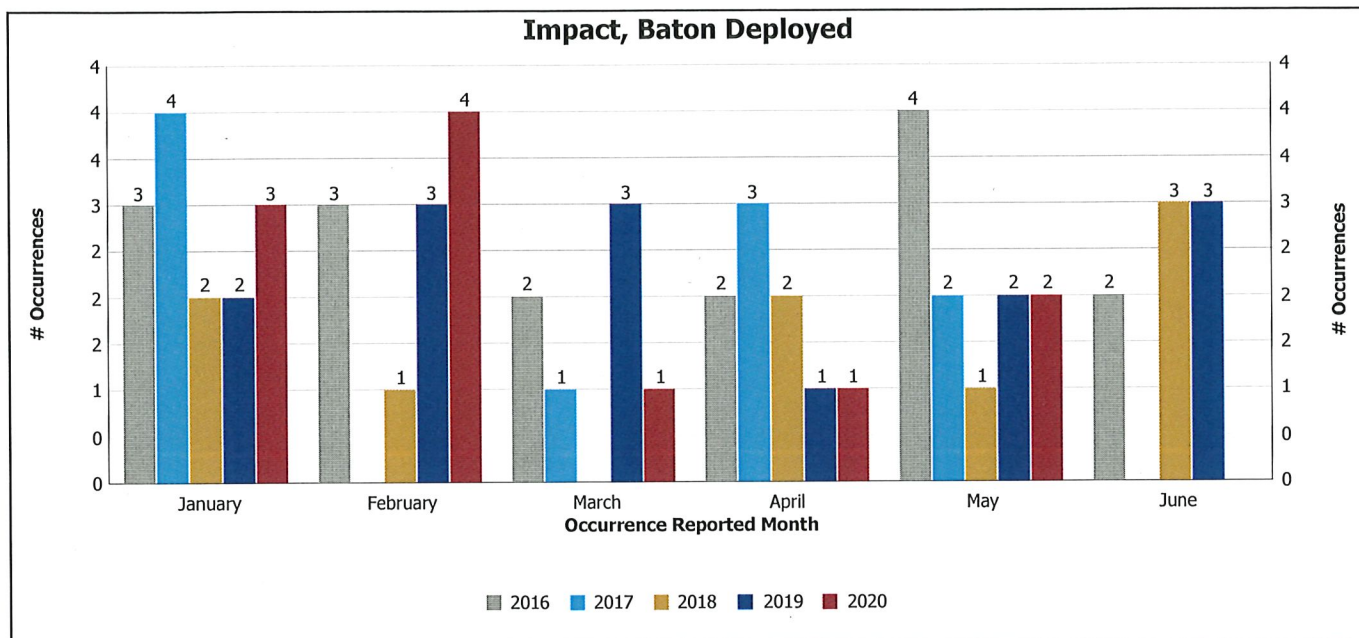


Control Tactics Reports Use of Force Monthly Report 2020

Report Source:
EPS Master
Run By: Larry Snidal

Geographic Division: City Wide District: All Districts
Report Type: Person and Tactical Entry Team
Based on Occurrence Reported Date

Information as at Date:
29 Jul 2020 23:59



Batons are classified as an Intermediate Weapon

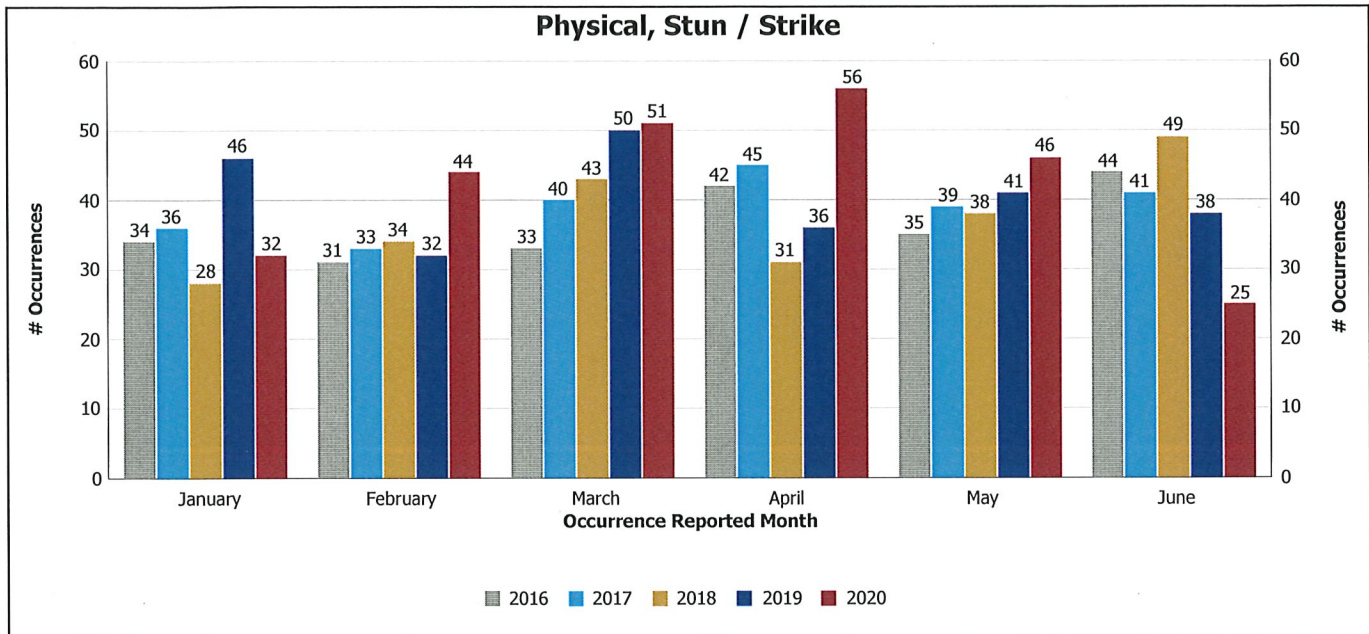


Control Tactics Reports Use of Force Monthly Report 2020

Report Source:
EPS Master
Run By: Larry Snidal

Geographic Division: City Wide District: All Districts
Report Type: Person and Tactical Entry Team
Based on Occurrence Reported Date

Information as at Date:
29 Jul 2020 23:59



"Stunning" refers to a technique that temporarily distracts a suspect during the attempt of gaining physical control; open hand strike and a knee strike. For the purposes of this report Stuns and Strikes are combined

"Strike" refers to the following: punch, kick, elbow, and knee strikes.

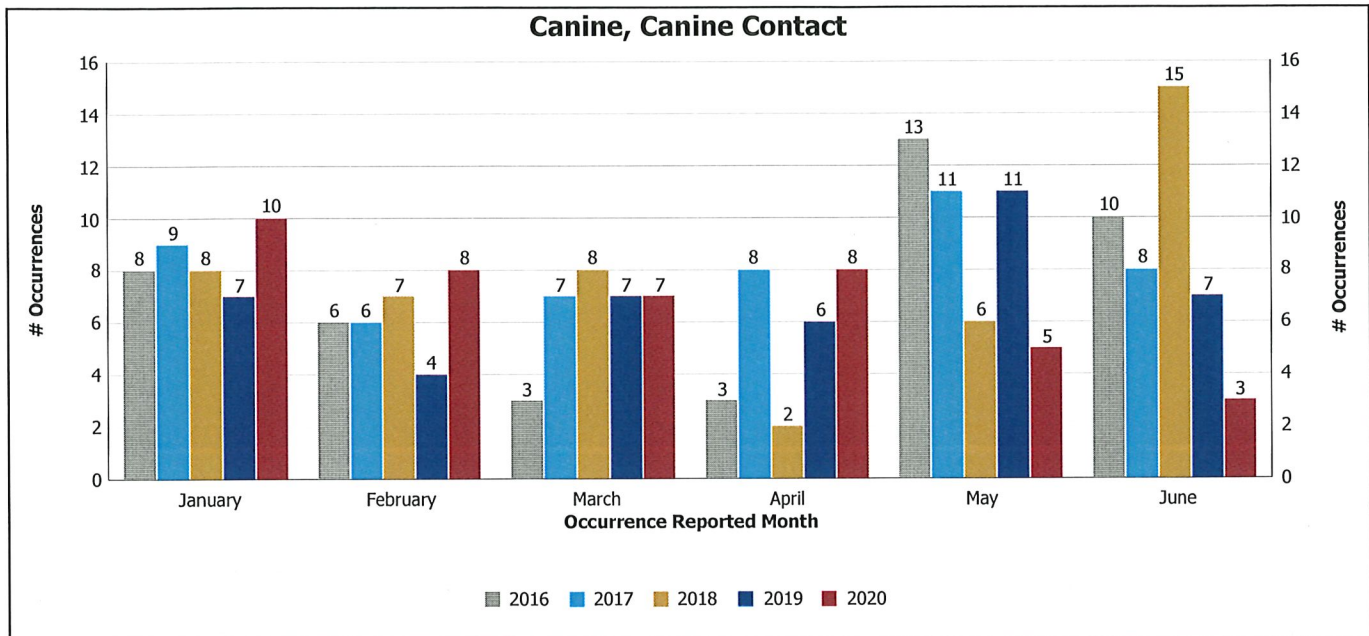


Control Tactics Reports Use of Force Monthly Report 2020

Report Source:
EPS Master
Run By: Larry Snidal

Geographic Division: City Wide District: All Districts
Report Type: Person and Tactical Entry Team
Based on Occurrence Reported Date

Information as at Date:
29 Jul 2020 23:59



"Canine" refers to all Edmonton Police Service approved handler/dog partnerships that are deployed at the street-level. Canine is classified as a Intermediate Weapon

"Contact" refers to when a Canine Unit successfully apprehends a suspect using physical force by the dog.



Control Tactics Statistics 2020 6 Month Report

Presented for Information
Edmonton Police Commission
September 3, 2020

Larry Snidal, Firearms & Ballistics Analyst
Inspector Trevor Hermanutz, Professional Development Branch



Control Tactics Report Process

2020

120,756 Police files

1,290 Use of Force Occurrences

**Percentage of calls for service with use of force
occurrences: 1.07%**

PSB complaints involving use of force: 70 (5.4%)



Total Use of Force Comparison

Jan-Jun	2018	2019	2020	Three Year Average	Change 2019-2020
Use of Force Occurrences	1,154	1,153	1,290	1199	11.9%
Control Tactics Reports	2,006	1,931	2,202	2047	14.0%
Police files	128,549	129,629	120,756	126,311	-6.8%



Changes From 2019

Jan-Jun

Category	Change (# of Occurrences)	% Change
Use of Force Reports	271	14.0%
Use of Force Occurrences	137	11.9%
Firearm (Low Ready)	83	21.2%
Conducted Energy Weapons (Probes)	25	26.3%
Conducted Energy Weapons (Stun)	19	95.0%
Police Custodies(Arrests)	-3624	-17.0%
Police files	-8873	-6.8%





Questions?