



Edmonton Police Service Professional Standards Branch

2016 Annual Report
April 2017



PSB Annual Report Overview

- Total PSB files opened = 1,247
 - 13% in public formal complaints (163 Complaint – External files)
- Total PSB files concluded = 1,241
 - 11% decrease relative to 2015's high of 1,397
 - 231 formal complaints
 - 969 informal concerns
 - 25 statutory complaints



PSB Files Generated in 2016

	2012	2013	2014	2015	2016
Dispatched calls	140,518	147,315	152,002	164,877	163,168
Total PSB files opened	1,075	1,044	1,085	1,160	1,247
Percentage of calls resulting in PSB files	0.77%	0.71%	0.71%	0.70%	0.76%

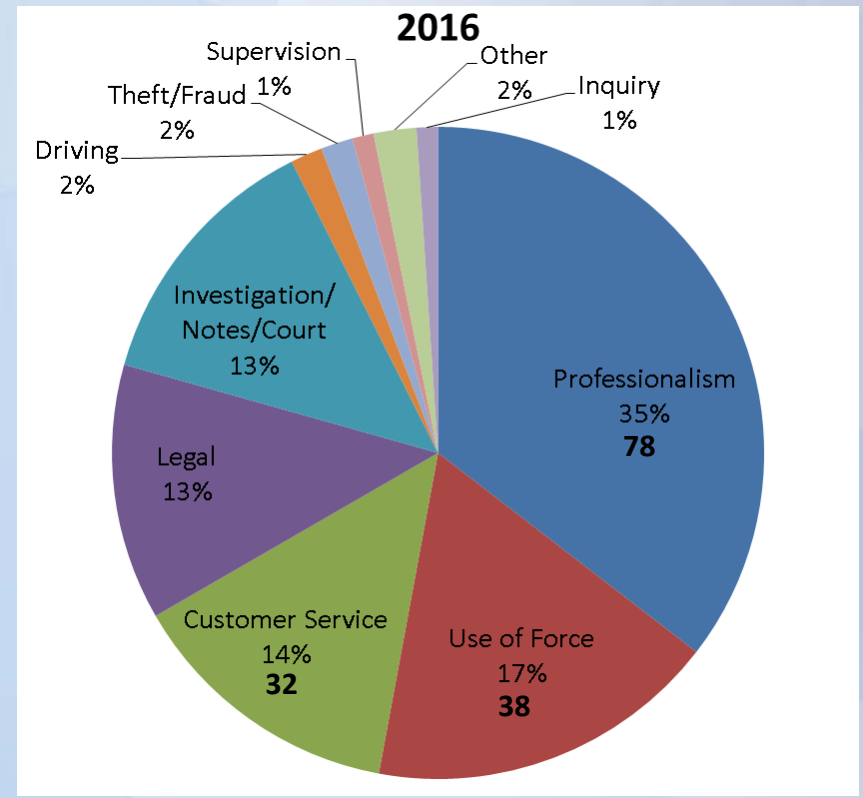
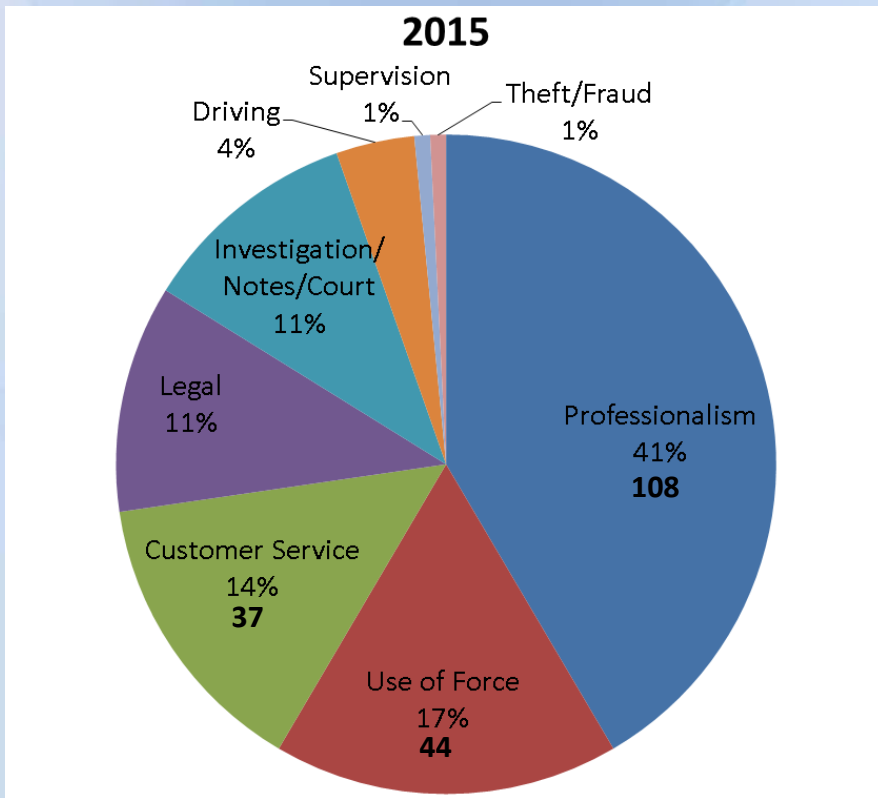


PSB Files Generated in 2016

Type of File	2014		2015		2016	
	Count	Percentage	Count	Percentage	Count	Percentage
Complaint – External	185	17%	147	13%	163	13%
Complaint – Internal	62	6%	113	10%	61	5%
<i>Statutory Complaint</i>	19	2%	19	2%	7	1%
Citizen Contact	751	68%	764	66%	885	71%
EPS Matter	87	8%	136	12%	137	11%
Total	1,085		1,160		1,247	



Principle Causes of Formal Complaints in 2015 and 2016



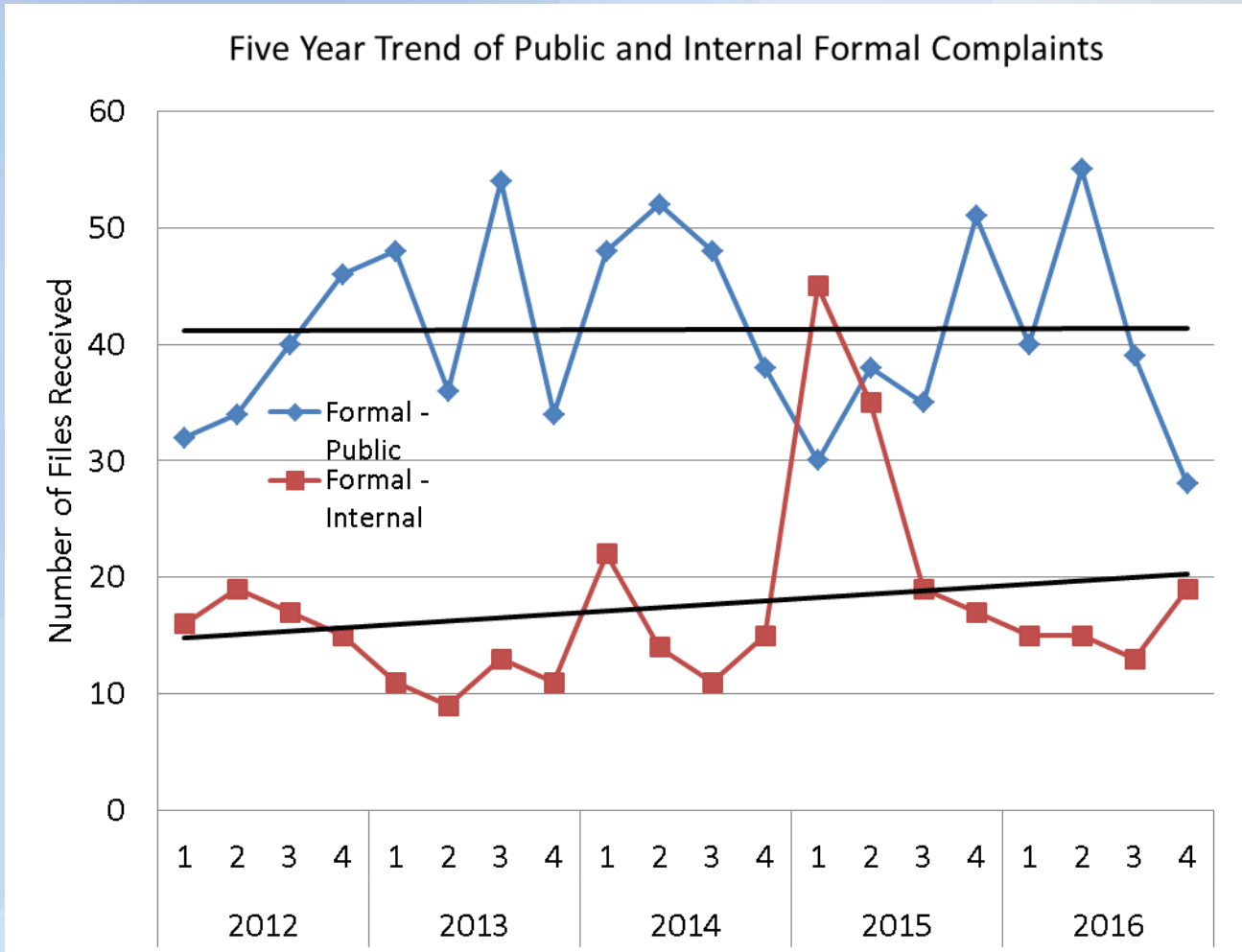


Three Year File Comparison

	2014	2015	2016
Received			
Formal Complaints	248	270	224
Concluded			
Formal Complaints	194	322	231



Five Year Trend of Public and Internal PSB Investigations





Compliments Received by the EPS During 2016

	Number of Compliments	Total Involved Officers
Community Policing Bureau		
Downtown	31	51
Northeast	17	53
Northwest	17	24
Southeast	26	38
Southwest	25	44
West	21	36
Co-ordinated Policing	3	4
Recruits	0	0
CPB Total Files	140	250
Investigative Support Bureau		
Criminal Investigations	14	14
Operational Support	17	32
Spec Investigation	16	18
ISB Total Files	47	64
Other	17	23
EPS (General)	12	12
Grand Total	216	349



QUESTIONS?